



US00D665443S

(12) **United States Design Patent**
Kitamura et al.

(10) **Patent No.:** **US D665,443 S**

(45) **Date of Patent:** **** Aug. 14, 2012**

(54) **SWIMMING GOGGLES**

(75) Inventors: **Keizo Kitamura**, Higashiosaka (JP);
Naoya Aoyama, Higashiosaka (JP)

(73) Assignee: **Yamamoto Kogaku Co., Ltd.**, Osaka
(JP)

(**) Term: **14 Years**

(21) Appl. No.: **29/412,856**

(22) Filed: **Feb. 8, 2012**

(30) **Foreign Application Priority Data**

Aug. 8, 2011 (JP) 2011-018143

(51) **LOC (9) Cl.** **16-06**

(52) **U.S. Cl.** **D16/303; D16/312**

(58) **Field of Classification Search** D16/101,
D16/300-342, 900; D29/109-110; D24/110.2;
351/41, 44, 51-52, 62, 158, 92, 103-123,
351/140, 153, 45-46; 2/426-432, 447-449,
2/441, 434-437, 13, 15; D21/483, 659-661;
D14/372

See application file for complete search history.

(56) **References Cited**

U.S. PATENT DOCUMENTS

D264,142 S *	5/1982	Fireman	D16/303
D282,500 S *	2/1986	Fireman	D16/303
D438,885 S *	3/2001	Haslbeck	D16/303
D502,489 S *	3/2005	Chiang	D16/311
D503,189 S *	3/2005	Chiang	D16/311
D551,277 S *	9/2007	Chiang	D16/303
D552,661 S *	10/2007	Chiang	D16/311
D601,611 S *	10/2009	Chiang	D16/303
D612,411 S *	3/2010	Brochard	D16/311
D620,515 S *	7/2010	Yasuhara et al.	D16/303

* cited by examiner

Primary Examiner — Raphael Barkai

(74) *Attorney, Agent, or Firm* — DLA Piper LLP (US)

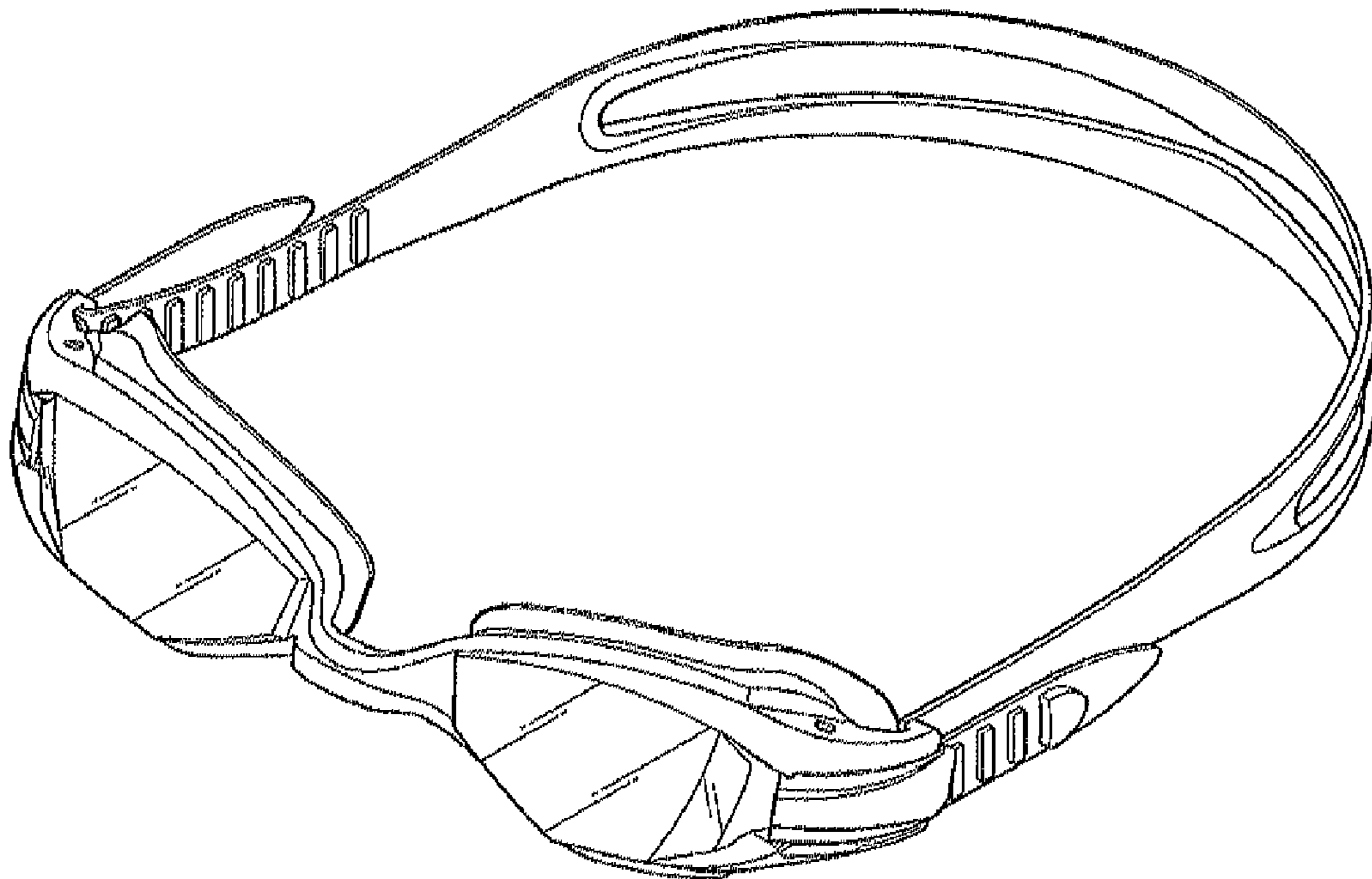
(57) **CLAIM**

The ornamental design for swimming goggles, as shown and described.

DESCRIPTION

FIG. 1 is a perspective view of swimming goggles taken from the front, top and right side thereof, showing our new design, FIG. 2 is a front elevational view thereof; FIG. 3 is a rear elevational view thereof; FIG. 4 is a top plan view thereof; FIG. 5 is a bottom plan view thereof; and, FIG. 6 is a right side elevational view thereof, the left side view being a mirror view of the right side elevational view.

1 Claim, 3 Drawing Sheets



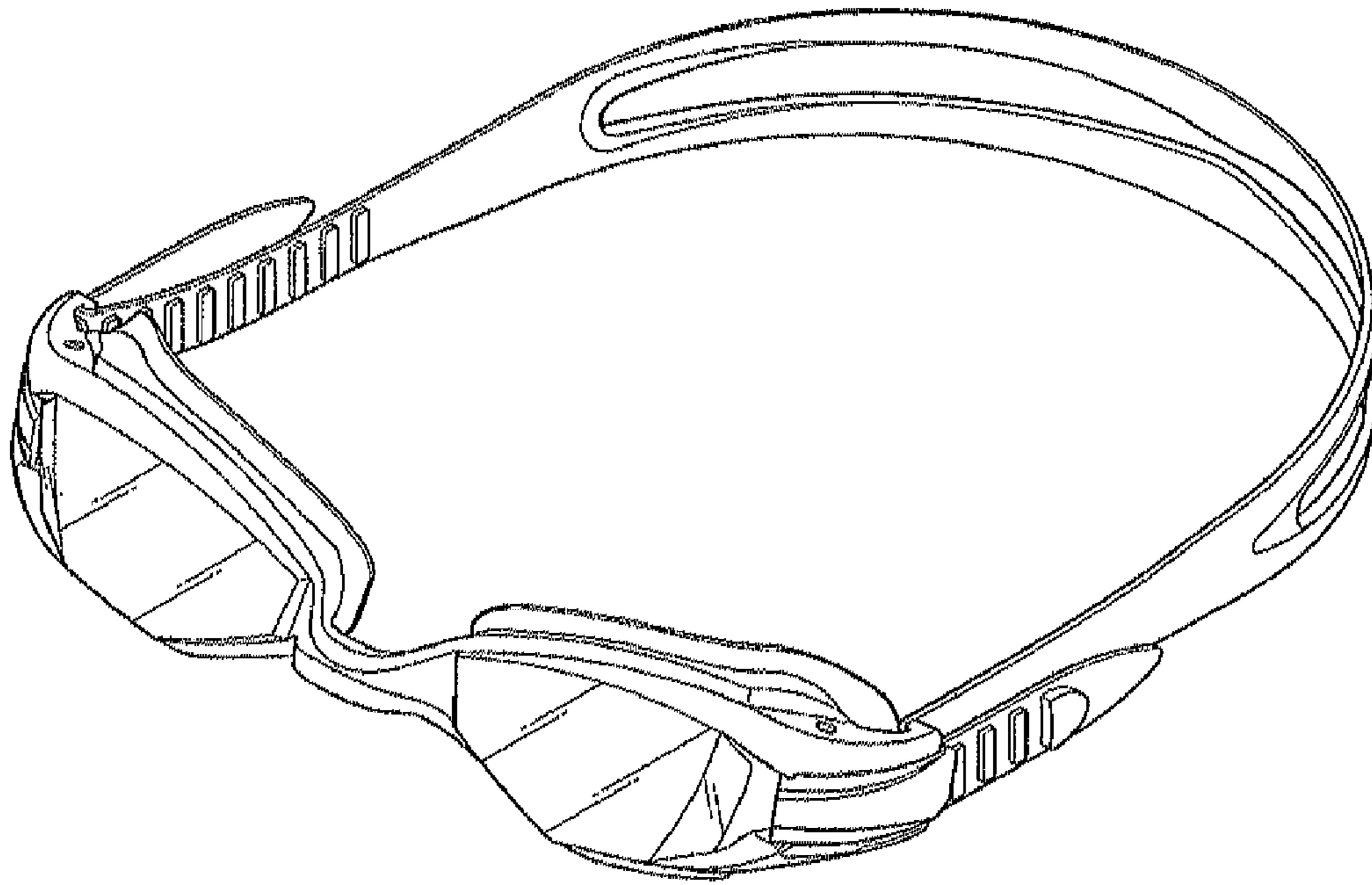


FIG. 1

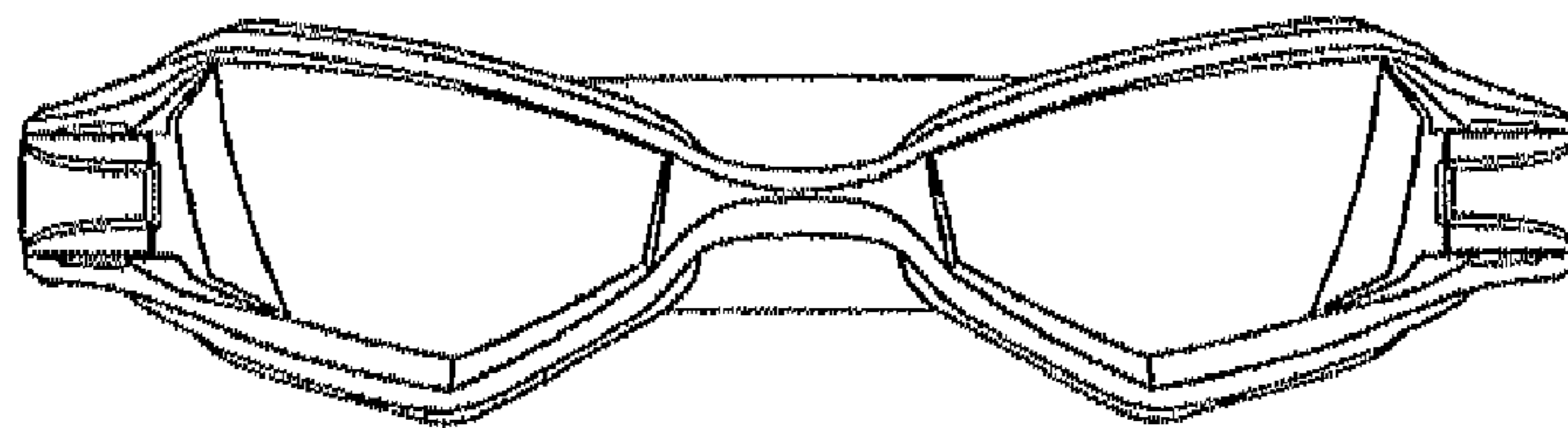


FIG. 2

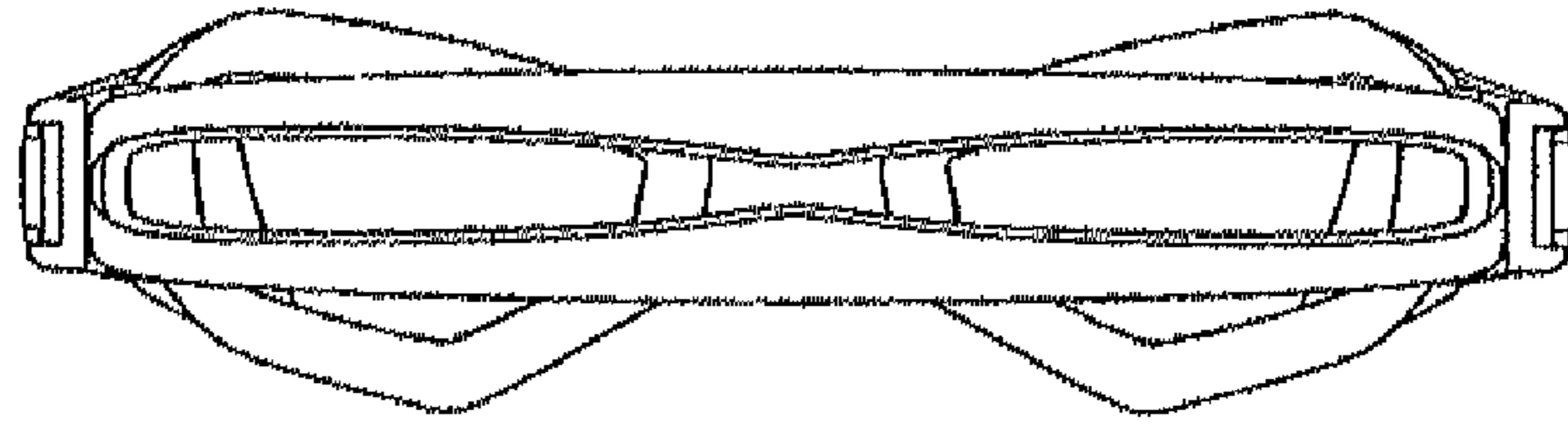


FIG. 3

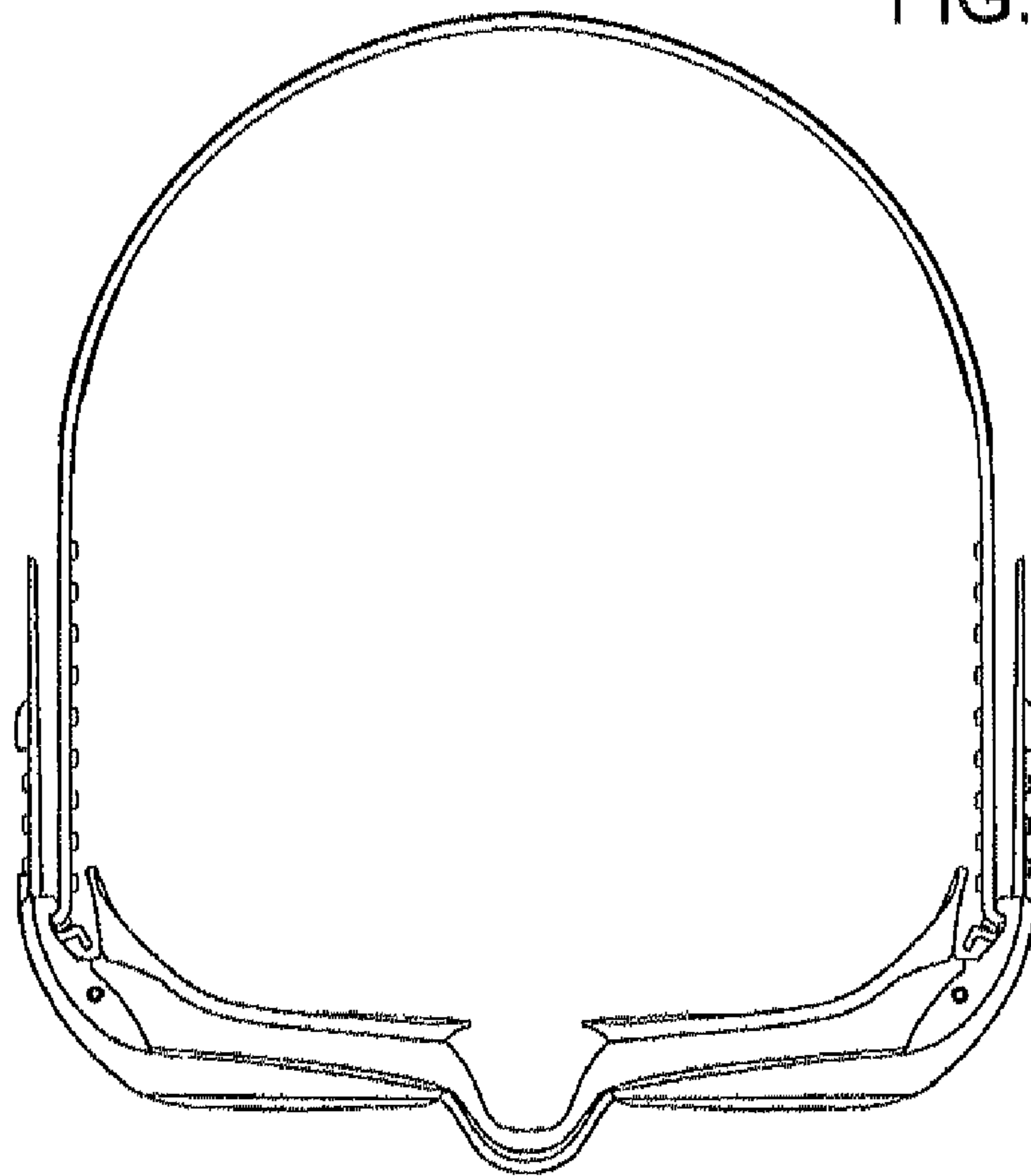


FIG. 4

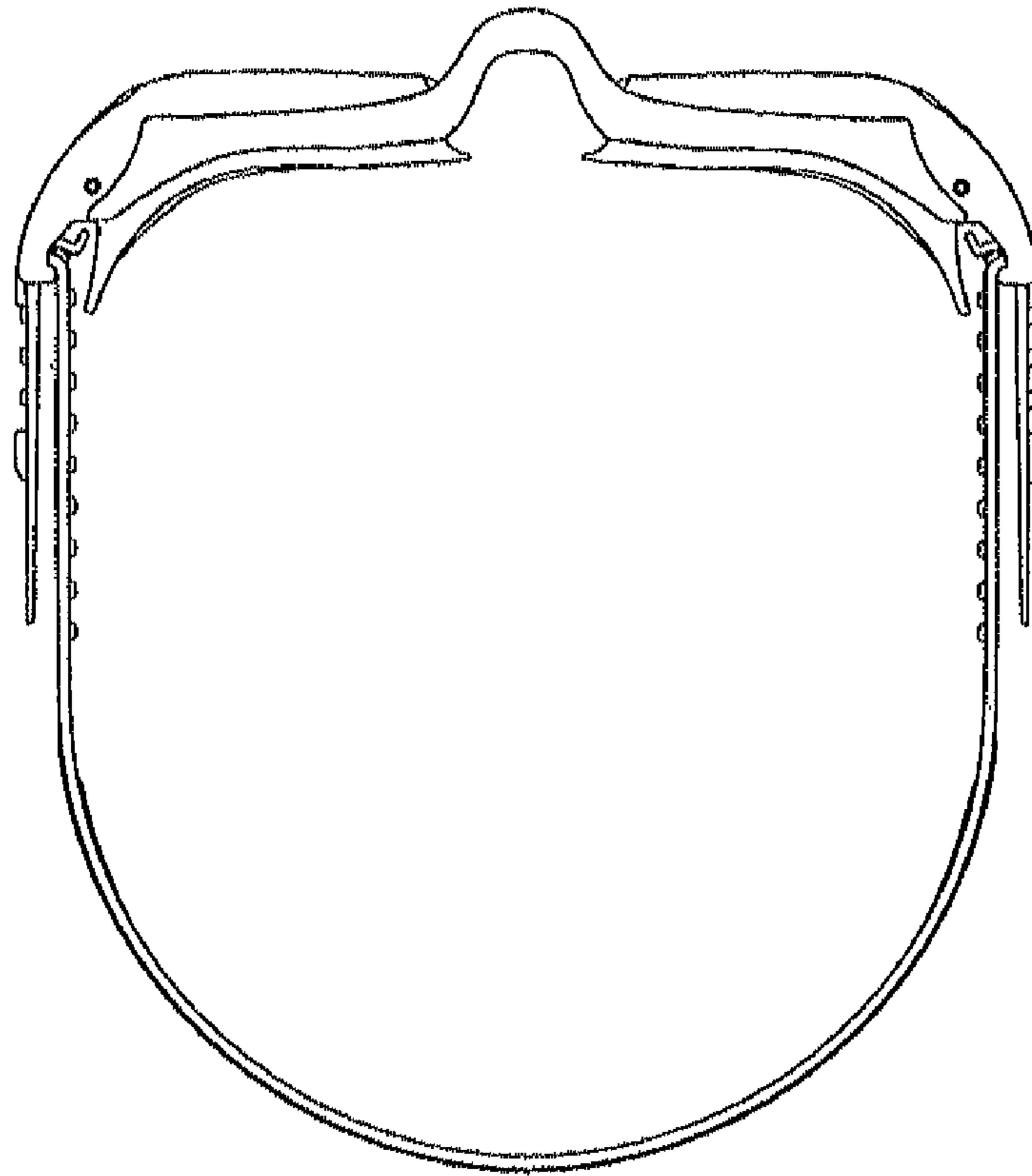


FIG. 5




FIG. 6