

US00D665438S

(12) **United States Design Patent**
Jim

(10) **Patent No.:** **US D665,438 S**

(45) **Date of Patent:** **** Aug. 14, 2012**

(54) **FOLDABLE MAGNIFIER WITH LED**

(76) Inventor: **Shiu-fai Jim**, Hong Kong (CN)

(**) Term: **14 Years**

(21) Appl. No.: **29/372,292**

(22) Filed: **Nov. 4, 2010**

(51) **LOC (9) Cl.** **16-06**

(52) **U.S. Cl.** **D16/135**

(58) **Field of Classification Search** D16/130,
D16/135; D26/60, 65; 362/98, 109, 197,
362/413; 359/798, 509, 802, 803, 815, 817,
359/808, 813; 206/316.1

See application file for complete search history.

(56) **References Cited**

U.S. PATENT DOCUMENTS

D196,452 S *	10/1963	Burlin et al.	D16/135
D269,184 S *	5/1983	Tweedie	D16/135
D270,483 S *	9/1983	Gardner et al.	D26/63
4,763,986 A *	8/1988	Sego	359/798
D367,487 S *	2/1996	Segan	D16/135
D380,483 S *	7/1997	Lee	D16/135
D394,272 S *	5/1998	Hon	D16/135
5,754,349 A *	5/1998	Hon	359/813
D397,866 S *	9/1998	Hartmann et al.	D3/212
D416,927 S *	11/1999	Jim	D16/135
D449,323 S *	10/2001	Nakagawa	D16/135
D479,394 S *	9/2003	Kramer et al.	D3/208
D492,336 S *	6/2004	Yip et al.	D16/135

D561,217 S *	2/2008	Young	D16/135
D572,284 S *	7/2008	Kit	D16/135
D589,546 S *	3/2009	Levine	D16/135
D594,496 S *	6/2009	Jim	D16/135
D597,114 S *	7/2009	Yip et al.	D16/135

* cited by examiner

Primary Examiner — Paula Greene

(74) *Attorney, Agent, or Firm* — Sonya C. Harris; Invention Services; Gaff Myer

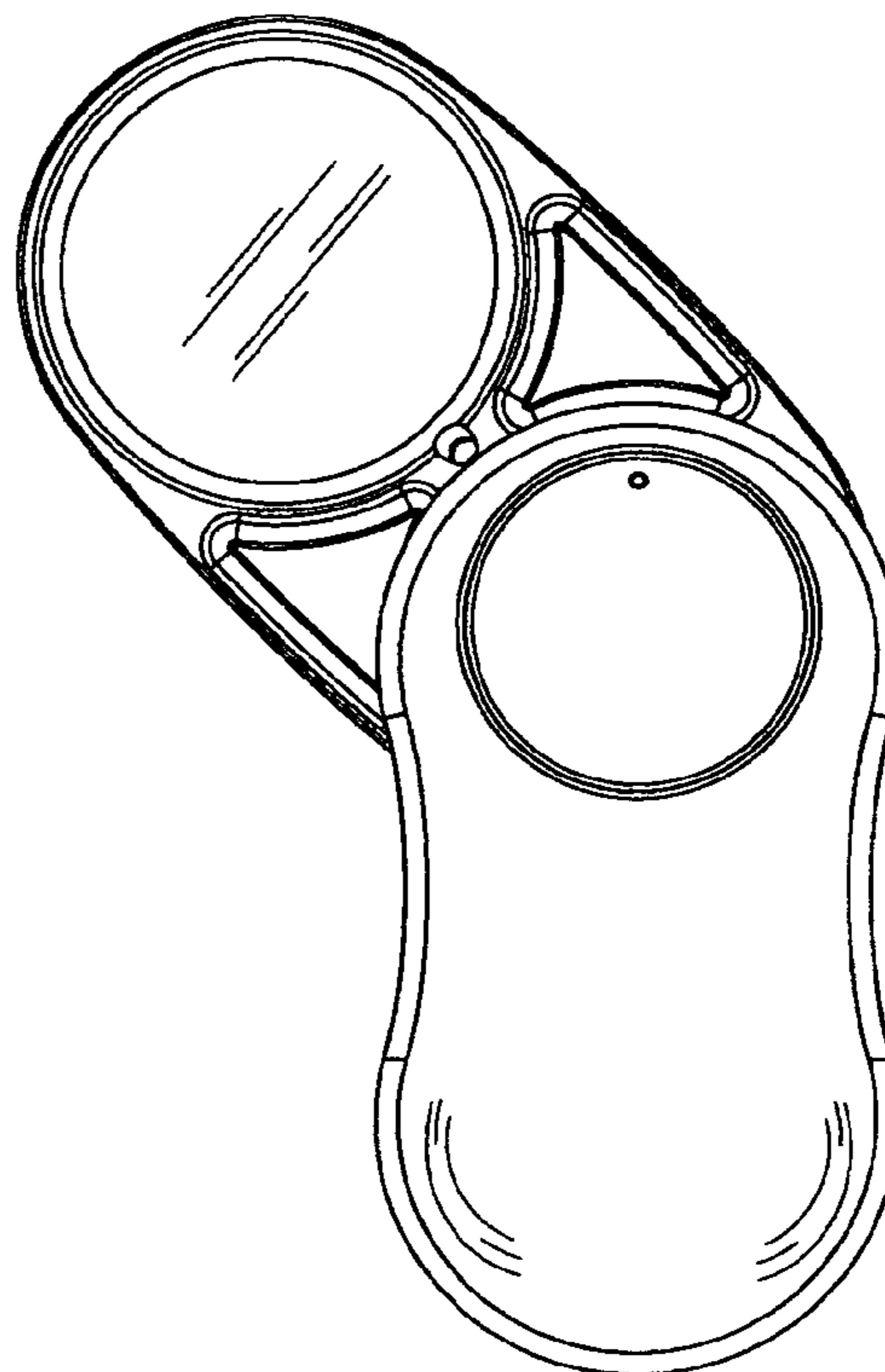
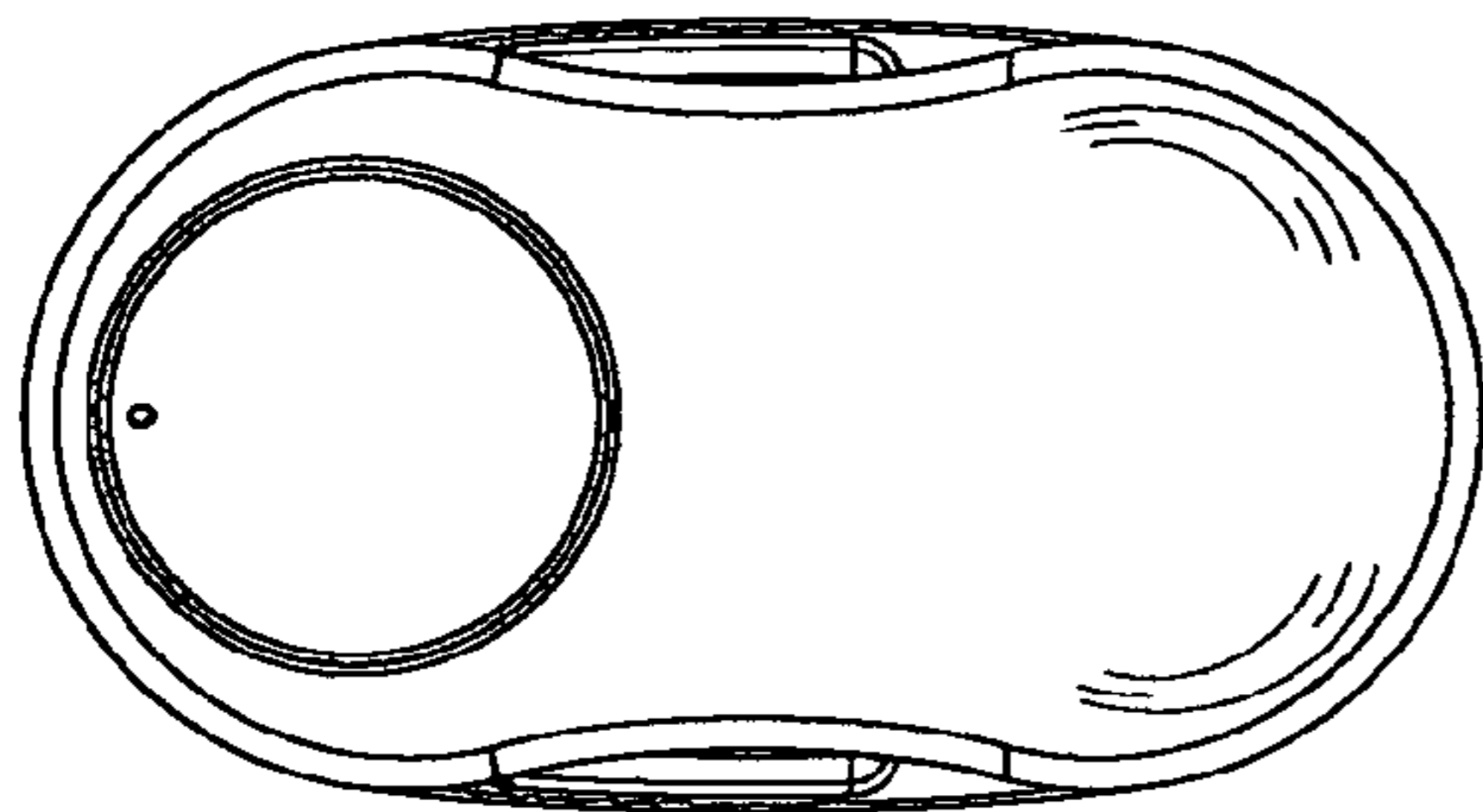
(57) **CLAIM**

The ornamental design for the foldable magnifier with LED, as shown and described.

DESCRIPTION

FIG. 1 is a front elevational view of my design;
 FIG. 2 is a rear elevational view of my design;
 FIG. 3 is a front elevational view of my design, showing an opened position of an element of my design;
 FIG. 4 is a right side elevational view of my design, showing an opened position of an element of my design;
 FIG. 5 is a rear elevational view of my design, showing an opened position of an element of my design;
 FIG. 6 is a top plan view of my design;
 FIG. 7 is a bottom plan view of my design; and,
 FIG. 8 is a left side elevational view of my design showing an opened position of an element of my design.
 The broken lines form no part of the claimed design.

1 Claim, 4 Drawing Sheets



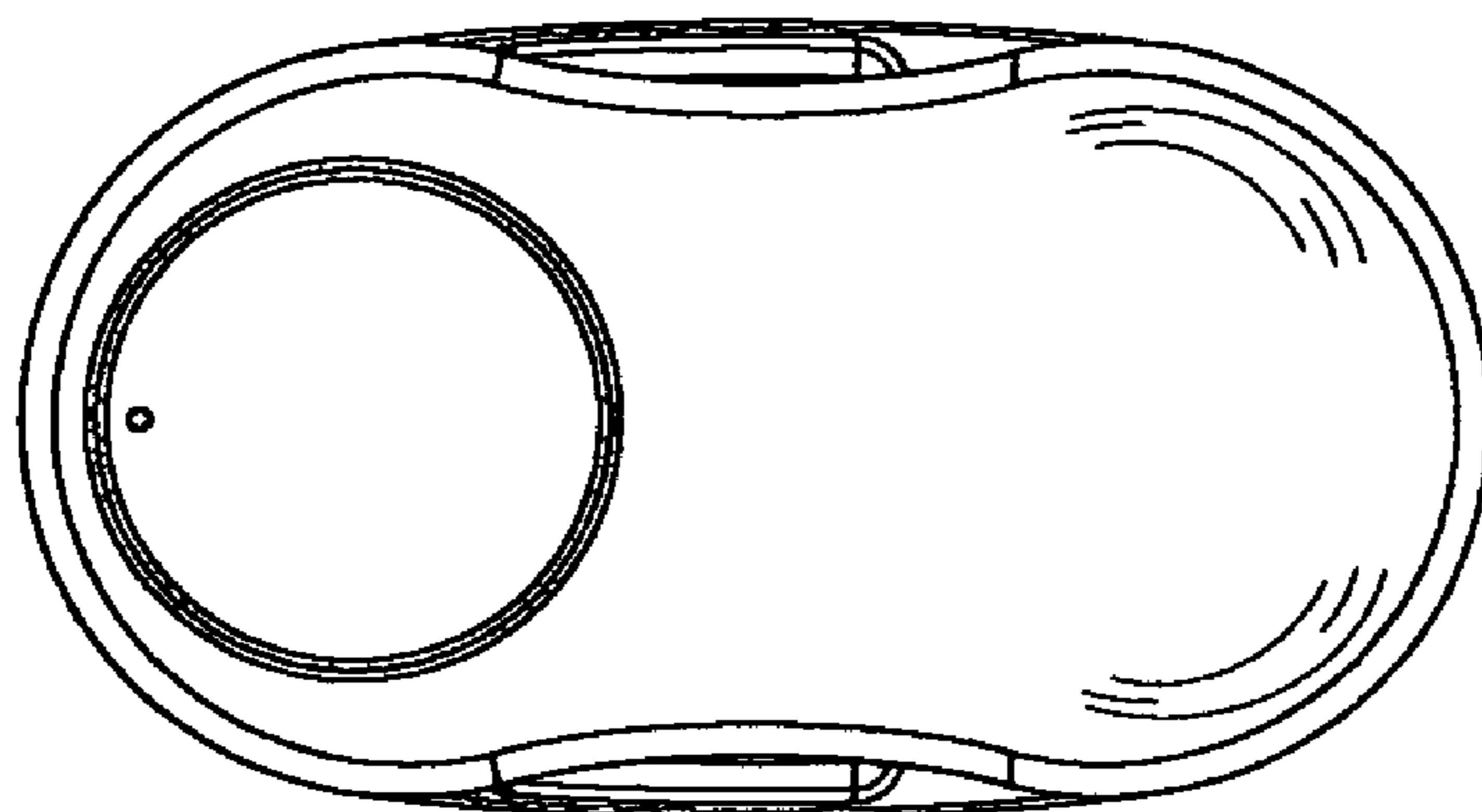


Fig. 1

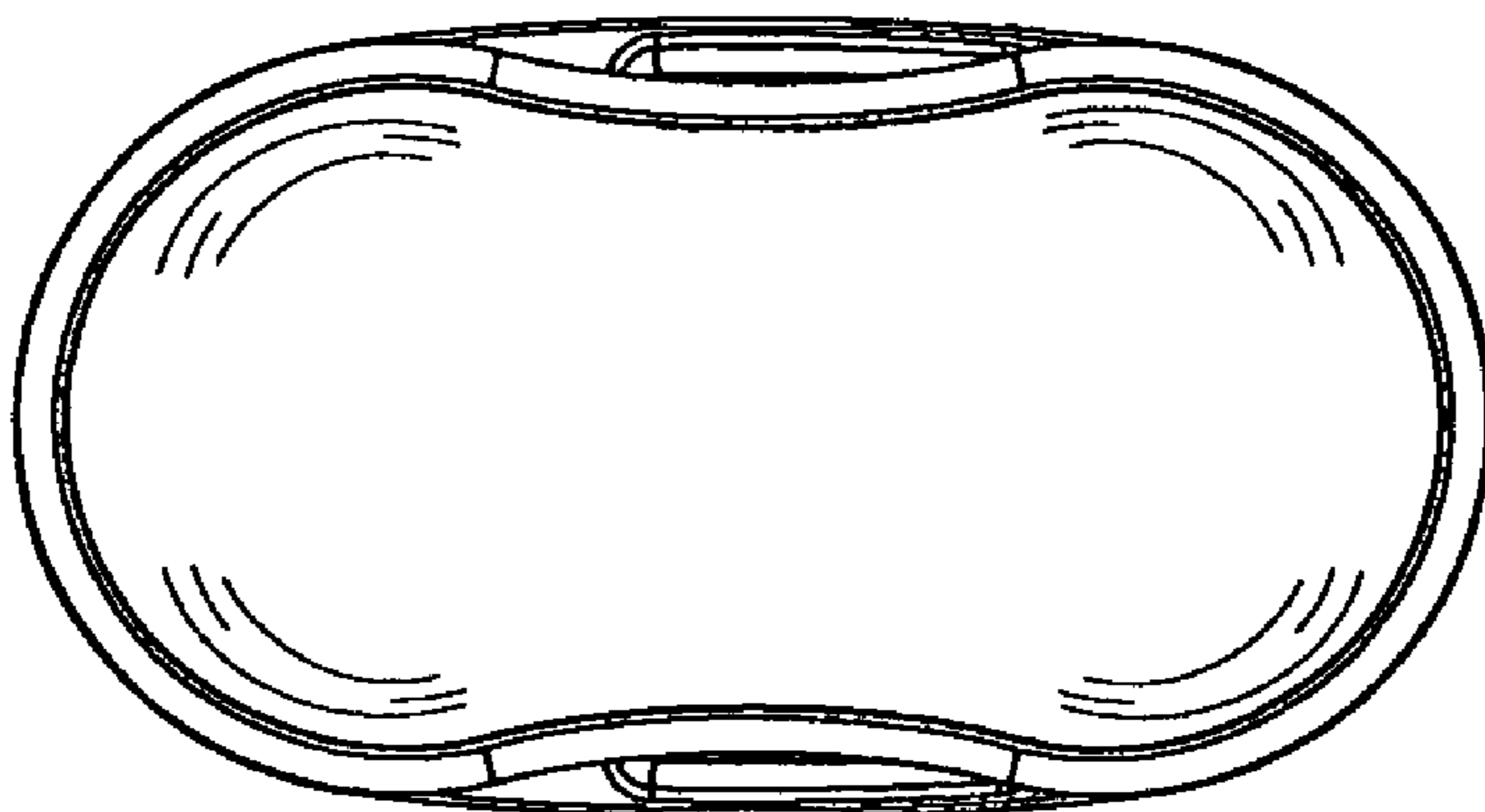


Fig. 2

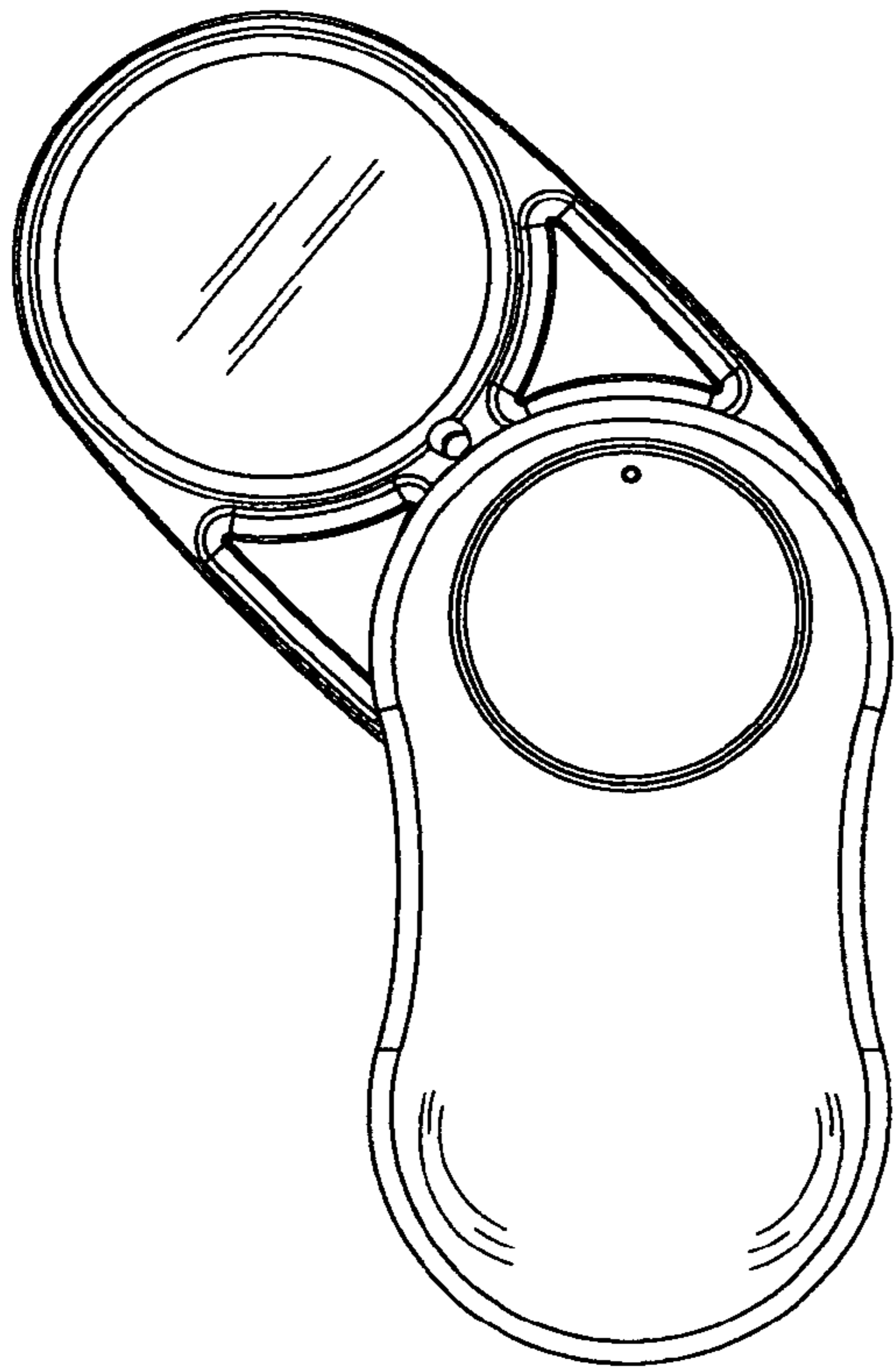


Fig. 3



Fig. 4

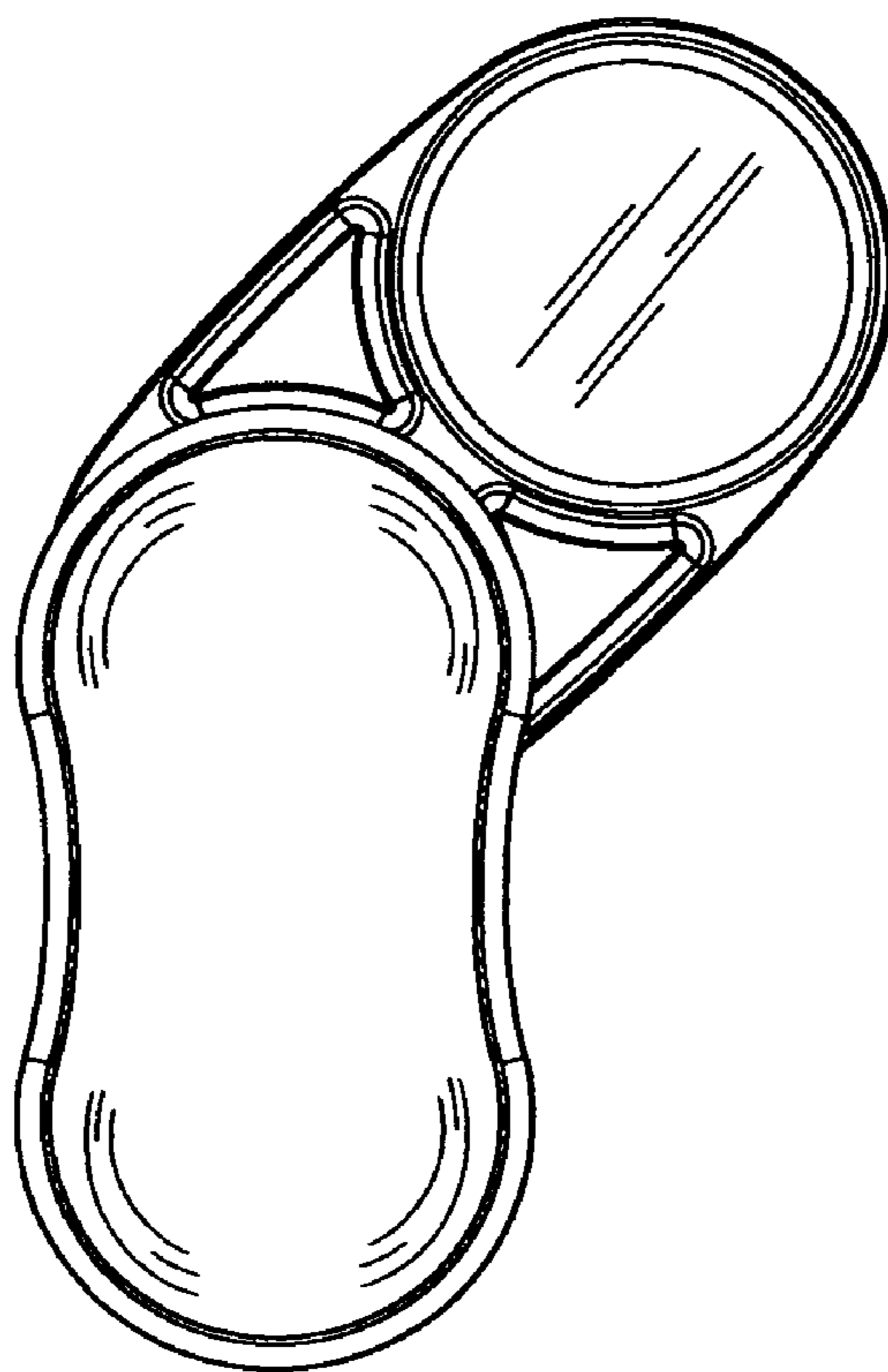


Fig. 5



Fig. 6

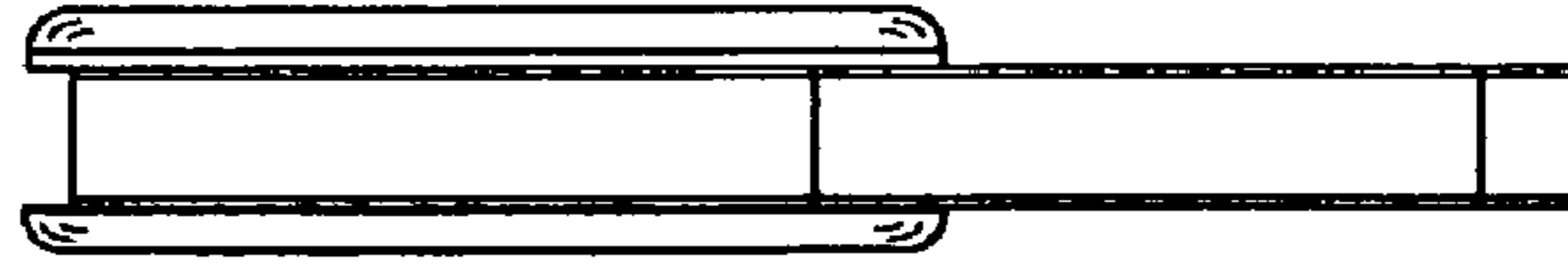


Fig. 7



Fig. 8