



US00D665431S

(12) **United States Design Patent**
Pan et al.

(10) **Patent No.:** **US D665,431 S**

(45) **Date of Patent:** **** Aug. 14, 2012**

(54) **CUTTING TOOL**

(75) Inventors: **Wen Pan**, Shenzhen (CN); **Long Xu**,
Shenzhen (CN)

(73) Assignee: **Hon Hai Precision Industry Co., Ltd.**,
Tu-Cheng, New Taipei (TW)

(**) Term: **14 Years**

(21) Appl. No.: **29/413,936**

(22) Filed: **Feb. 22, 2012**

(51) **LOC (9) Cl.** **15-09**

(52) **U.S. Cl.** **D15/139**

(58) **Field of Classification Search** D8/70;
D15/138, 139, 140; 8/70; 83/845; 403/331,
403/381; 407/9, 33, 34, 42, 54, 63, 110,
407/113, 114, 115; 408/224, 226-230

See application file for complete search history.

(56) **References Cited**

U.S. PATENT DOCUMENTS

5,423,640	A *	6/1995	Lindblom et al.	408/230
5,931,615	A *	8/1999	Wiker	408/230
5,971,673	A *	10/1999	Berglund et al.	408/1 R
6,089,337	A *	7/2000	Kleine et al.	175/394
D541,320	S *	4/2007	Sjoo et al.	D15/139

7,407,350	B2 *	8/2008	Hecht et al.	408/231
D600,260	S *	9/2009	Frejd	D15/139
D613,318	S *	4/2010	Frejd	D15/139
D617,357	S *	6/2010	Frejd	D15/139
2002/0015623	A1 *	2/2002	Eriksson	407/53
2002/0041798	A1 *	4/2002	Karlsson	408/118
2003/0103823	A1 *	6/2003	Hauptmann et al.	408/230
2005/0135887	A1 *	6/2005	Borschert et al.	408/230
2007/0009336	A1 *	1/2007	Lenander	408/230
2010/0054884	A1 *	3/2010	Masuda et al.	408/230
2012/0009034	A1 *	1/2012	Mack et al.	408/226

* cited by examiner

Primary Examiner — Patricia Palasik

(74) *Attorney, Agent, or Firm* — Altis Law Group, Inc.

(57) **CLAIM**

The ornamental design for a cutting tool, as shown and described.

DESCRIPTION

FIG. 1 is a perspective view of a cutting tool showing my design.

FIG. 2 is a front elevational view thereof.

FIG. 3 is a rear elevational view thereof.

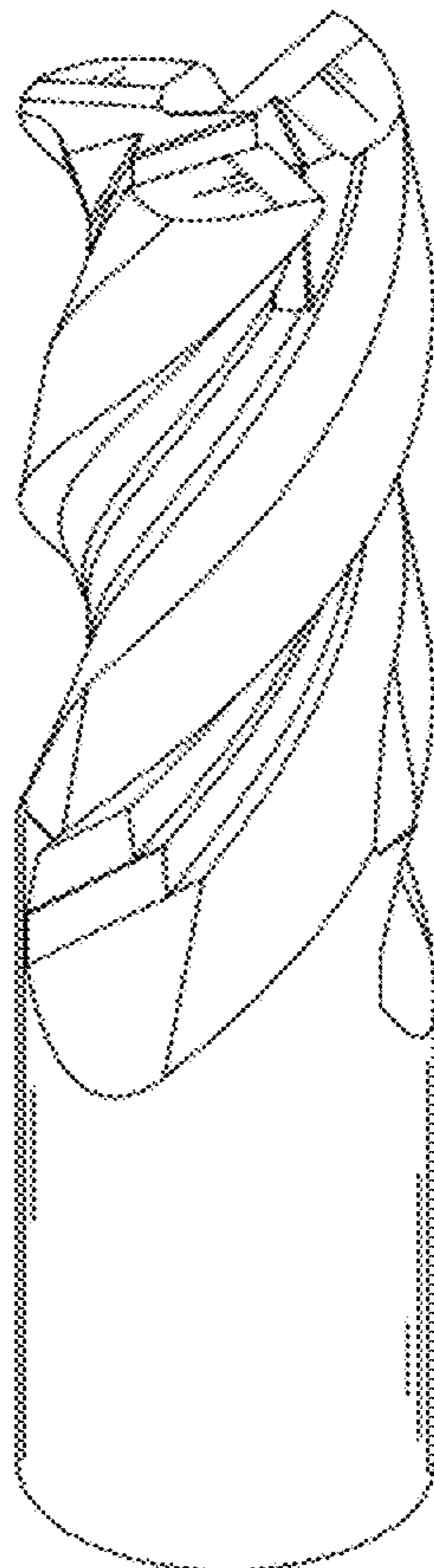
FIG. 4 is a left-side elevational view thereof.

FIG. 5 is a right-side elevational view thereof.

FIG. 6 is a top plan view thereof; and,

FIG. 7 is a bottom plan view thereof.

1 Claim, 7 Drawing Sheets



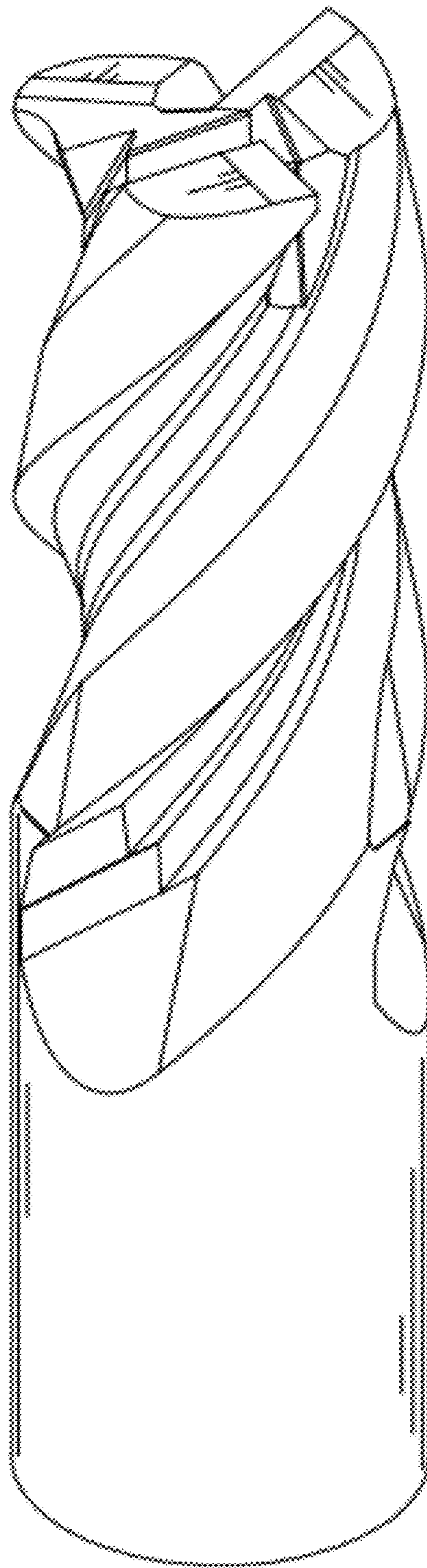


FIG. 1



FIG. 2

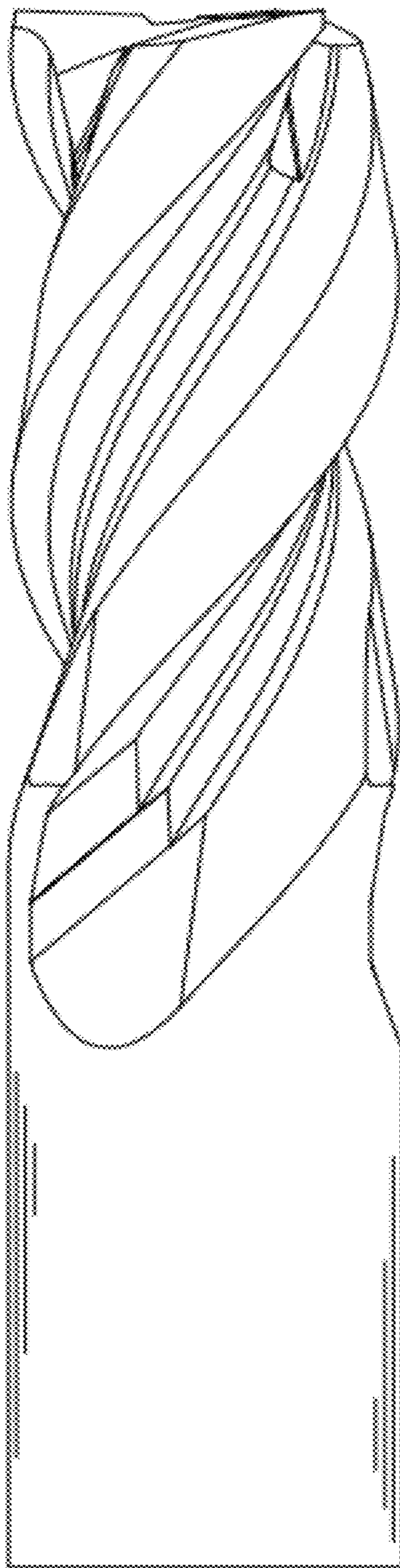


FIG. 3




FIG. 4




FIG. 5

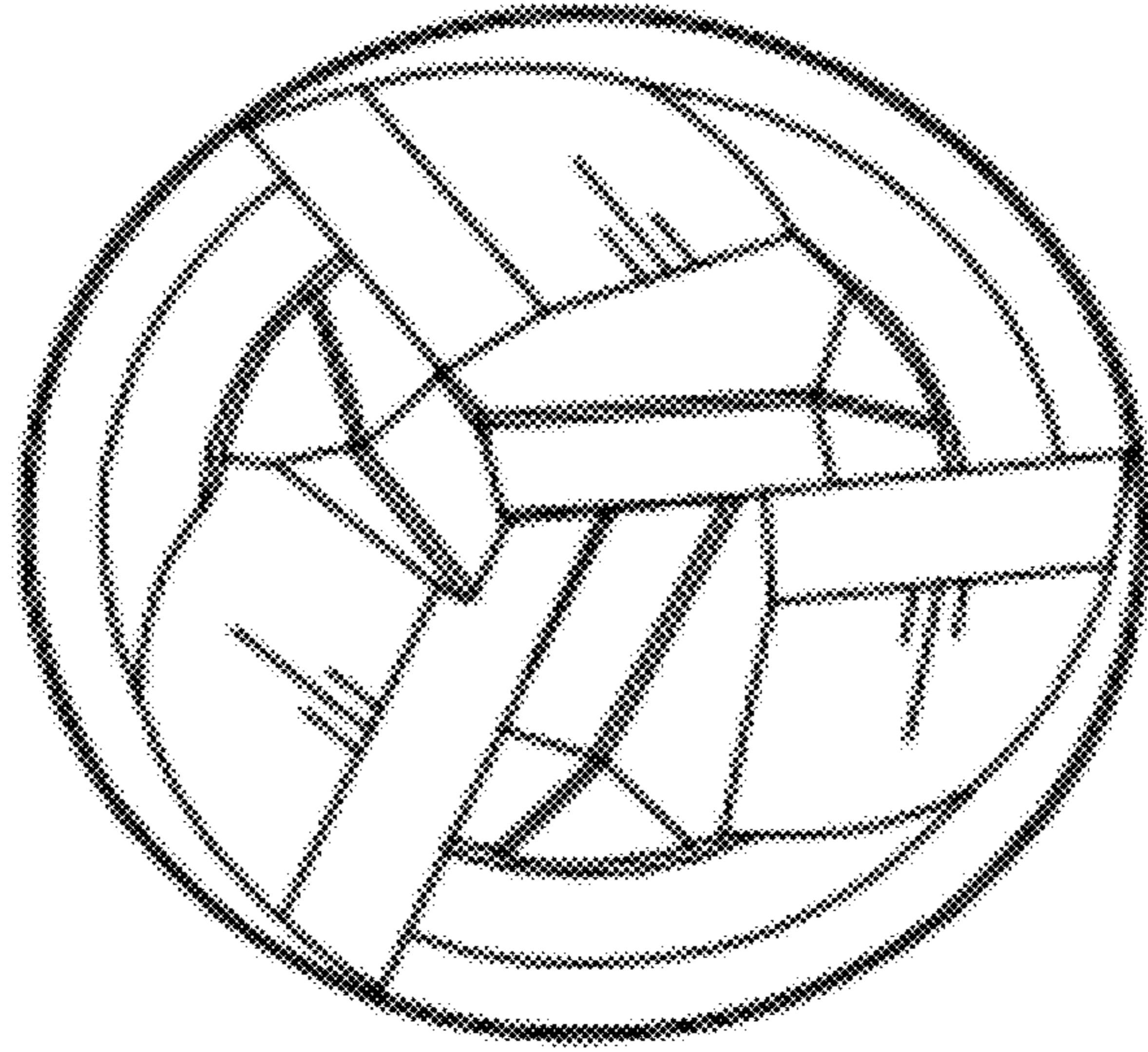


FIG. 6

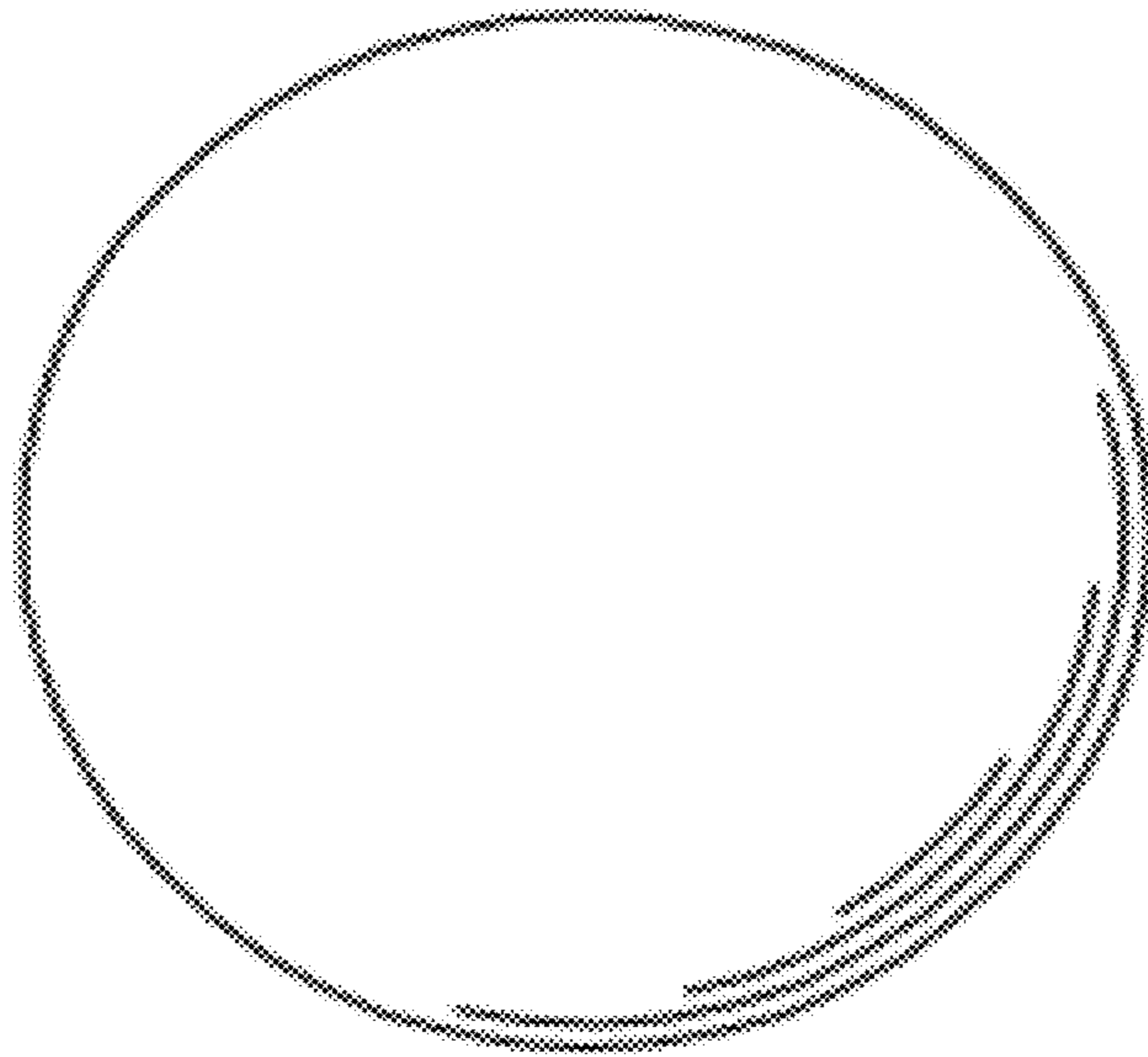


FIG. 7