



US00D665429S

(12) **United States Design Patent**  
**Hickman et al.**

(10) **Patent No.:** **US D665,429 S**

(45) **Date of Patent:** **\*\* Aug. 14, 2012**

(54) **LAWN CARE VEHICLE HOOD ASSEMBLY**

(75) Inventors: **Jeffrey C. Hickman**, Concord, NC (US); **Eric Tse**, Charlotte, NC (US); **Ernest Lane**, Huntersville, NC (US)

(73) Assignee: **Husqvarna Consumer Outdoor Products N.A., Inc.**, Charlotte, NC (US)

(\*\*) Term: **14 Years**

(21) Appl. No.: **29/413,432**

(22) Filed: **Feb. 15, 2012**

(51) **LOC (9) Cl.** ..... **15-03**

(52) **U.S. Cl.** ..... **D15/31**

(58) **Field of Classification Search** ..... D15/10, D15/11, 13-17, 28, 22-26, 31; D12/173; 56/13.3, 13.4, 15.8, 15.9, 320.1; 180/89.1, 180/89.12, 900, 69.2, 68.1, 69.1

See application file for complete search history.

(56) **References Cited**

U.S. PATENT DOCUMENTS

D381,025 S *	7/1997	Bataille .....	D15/31
D413,905 S *	9/1999	Schmidt et al. ....	D15/31
D419,164 S *	1/2000	Heiler et al. ....	D15/31
D440,982 S *	4/2001	Knight et al. ....	D15/23
D447,492 S *	9/2001	Goebert et al. ....	D15/31
D448,037 S *	9/2001	Westimayer et al. ....	D15/31
D449,841 S *	10/2001	Williams .....	D15/31
D453,776 S *	2/2002	Williams .....	D15/31
D455,157 S *	4/2002	Williams .....	D15/31
D458,945 S *	6/2002	Hohnl et al. ....	D15/31
D460,465 S *	7/2002	Williams .....	D15/31
D465,500 S *	11/2002	Workman et al. ....	D15/31
D466,531 S *	12/2002	Hohnl et al. ....	D15/31
D473,882 S *	4/2003	Kuwae .....	D15/31
D488,488 S *	4/2004	Montgomery et al. ....	D15/31

D497,370 S *	10/2004	Katoh .....	D15/31
D537,090 S *	2/2007	Kuwae .....	D15/31
D546,351 S *	7/2007	Arthur et al. ....	D15/31
D554,669 S *	11/2007	Crookes et al. ....	D15/31
D557,714 S *	12/2007	Higashikawa .....	D15/31
D558,799 S *	1/2008	Higashikawa .....	D15/31
D565,607 S *	4/2008	Moen et al. ....	D15/31
D581,955 S *	12/2008	Matsumoto et al. ....	D15/31
D586,828 S *	2/2009	Staines et al. ....	D15/31
D591,777 S *	5/2009	Kokitkar et al. ....	D15/31
D596,205 S *	7/2009	Kawashiri et al. ....	D15/31

(Continued)

*Primary Examiner* — Mark Goodwin

(74) *Attorney, Agent, or Firm* — Nelson Mullins Riley & Scarborough LLP

(57) **CLAIM**

The ornamental design for lawn care vehicle hood assembly, as shown and described.

**DESCRIPTION**

FIG. 1 is a top perspective view of a lawn care vehicle having a hood assembly in accordance with an embodiment of the present invention;

FIG. 2 is an isolated top perspective view of the hood assembly of FIG. 1;

FIG. 3 is a left side view of the hood assembly of FIG. 1;

FIG. 4 is a right side view of the hood assembly of FIG. 1;

FIG. 5 is a front view of the hood assembly of FIG. 1;


FIG. 6 is a rear view of the hood assembly of FIG. 1;

FIG. 7 is a top view of the hood assembly of FIG. 1; and,

FIG. 8 is a bottom view of the hood assembly of FIG. 1.

The broken lines of FIGS. 1-8 are illustrative of the visible environmental structure of the lawn care vehicle body and form no part of the claimed design.

**1 Claim, 8 Drawing Sheets**



# US D665,429 S

Page 2

---

## U.S. PATENT DOCUMENTS

D605,669 S *	12/2009	Matsumoto et al. ....	D15/31	D631,489 S *	1/2011	Booth et al. ....	D15/31
D622,295 S *	8/2010	Ryczek et al. ....	D15/31	D632,312 S *	2/2011	Booth et al. ....	D15/31
D626,975 S *	11/2010	Ryczek et al. ....	D15/31	* cited by examiner			




FIG. 1

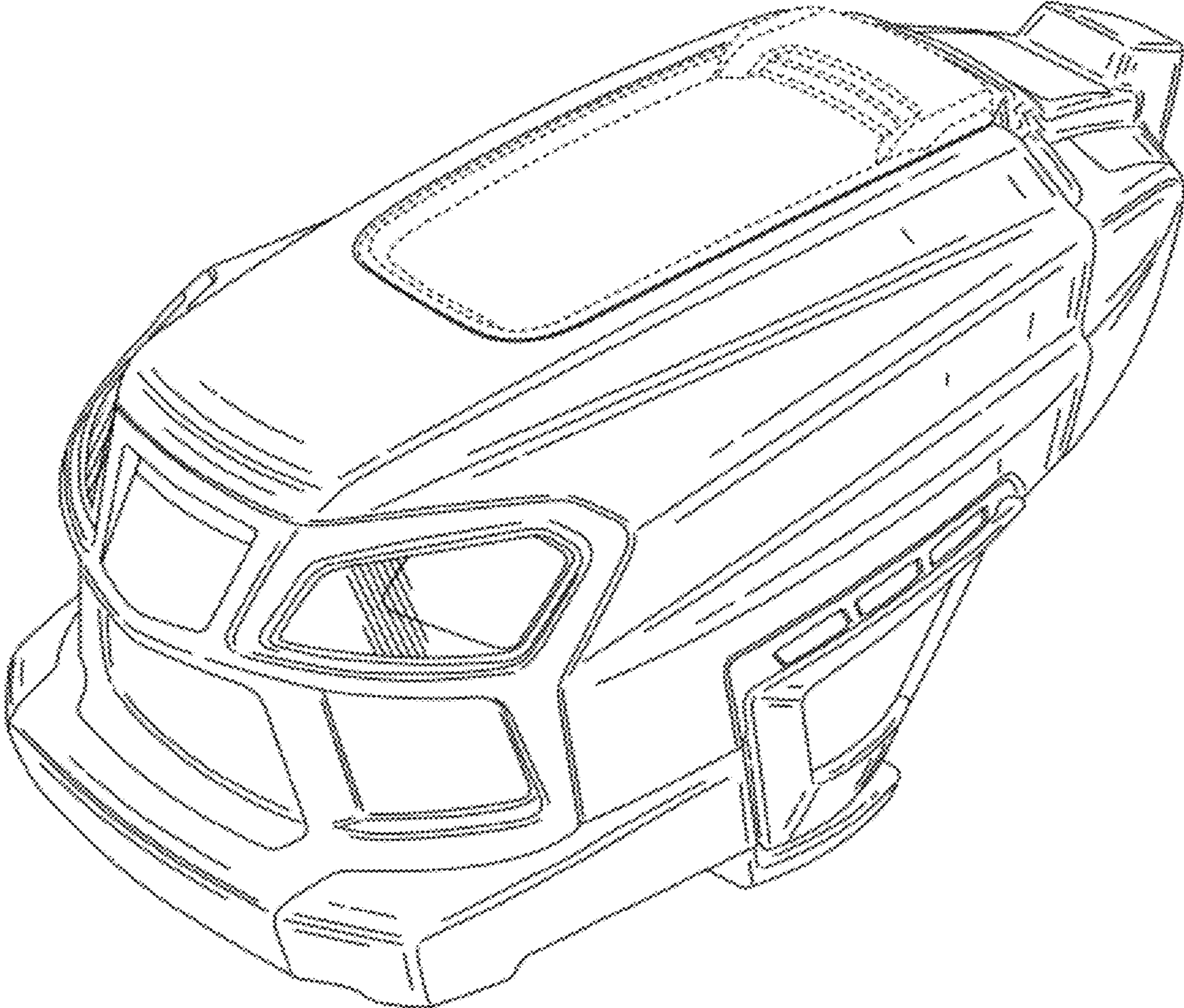


FIG. 2

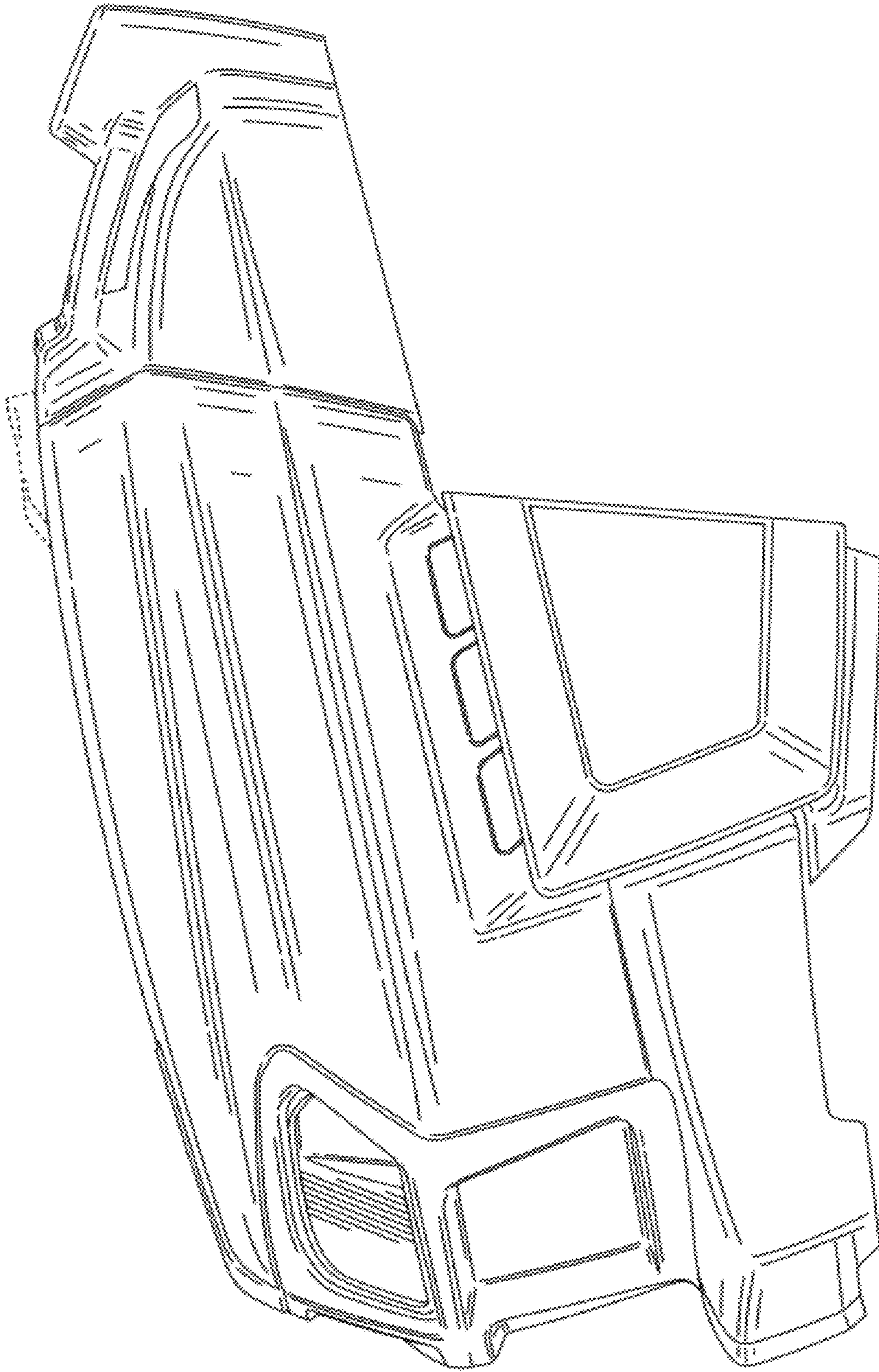


FIG. 3

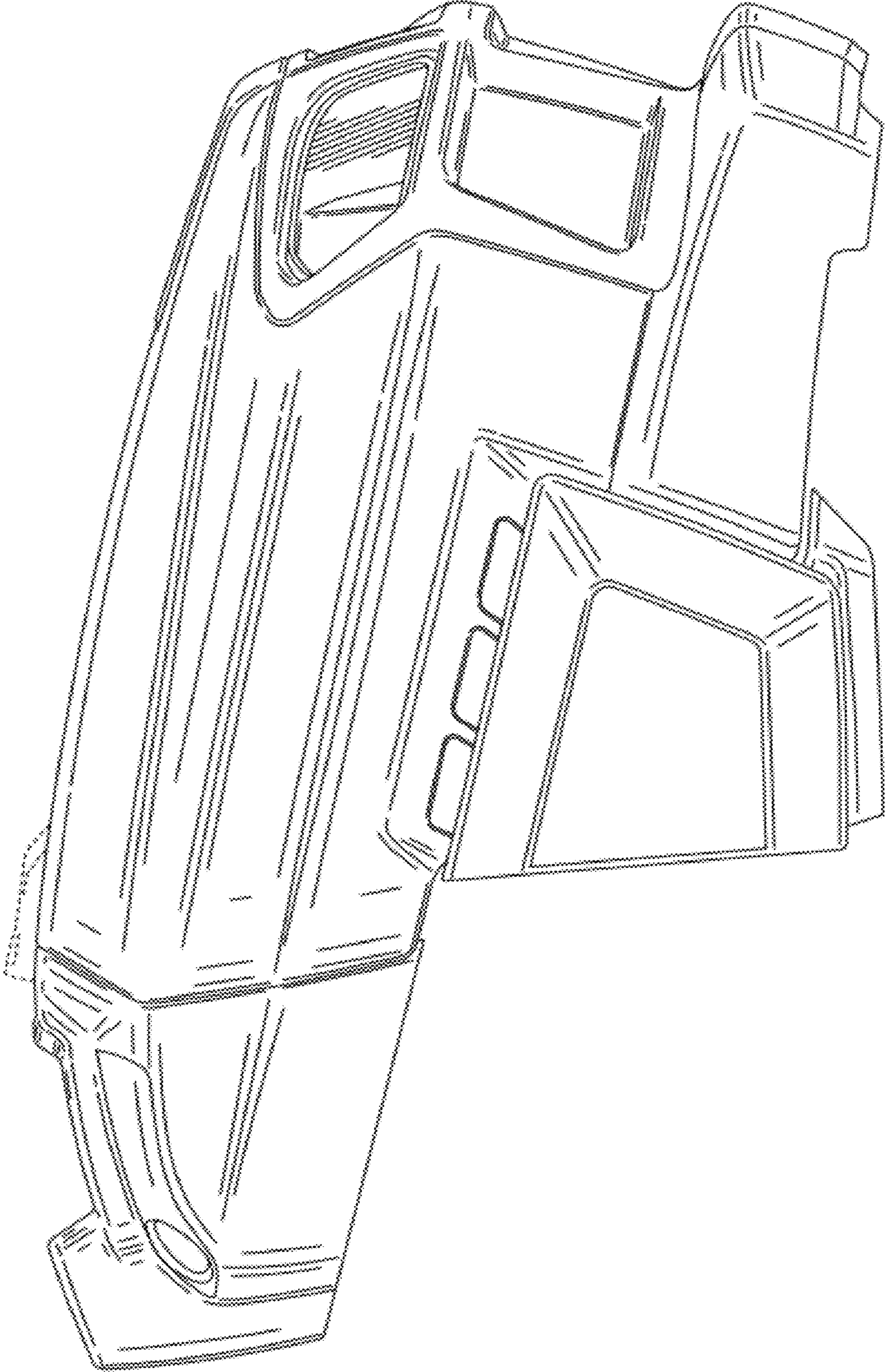


FIG. 4

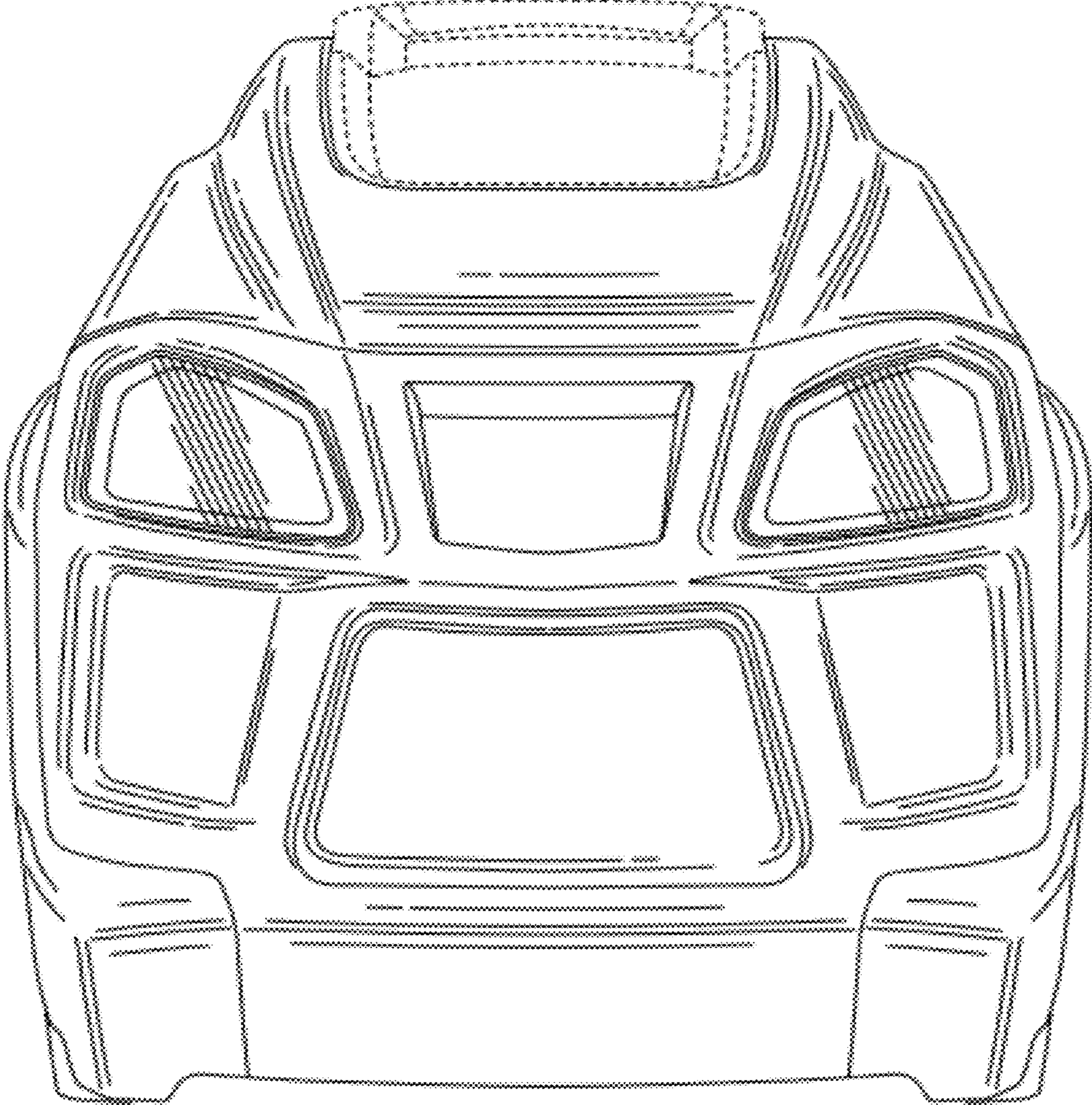


FIG. 5

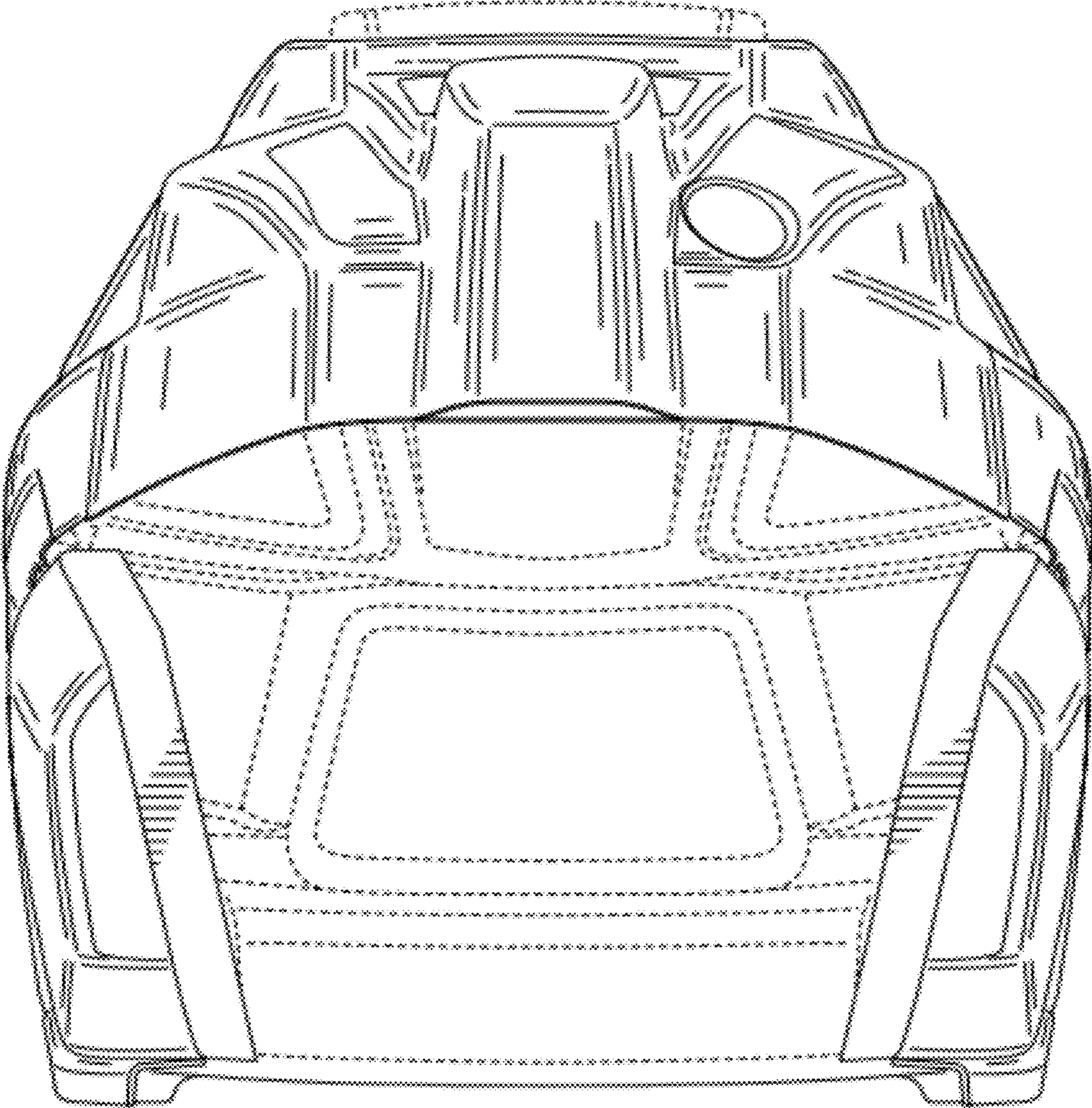


FIG. 6



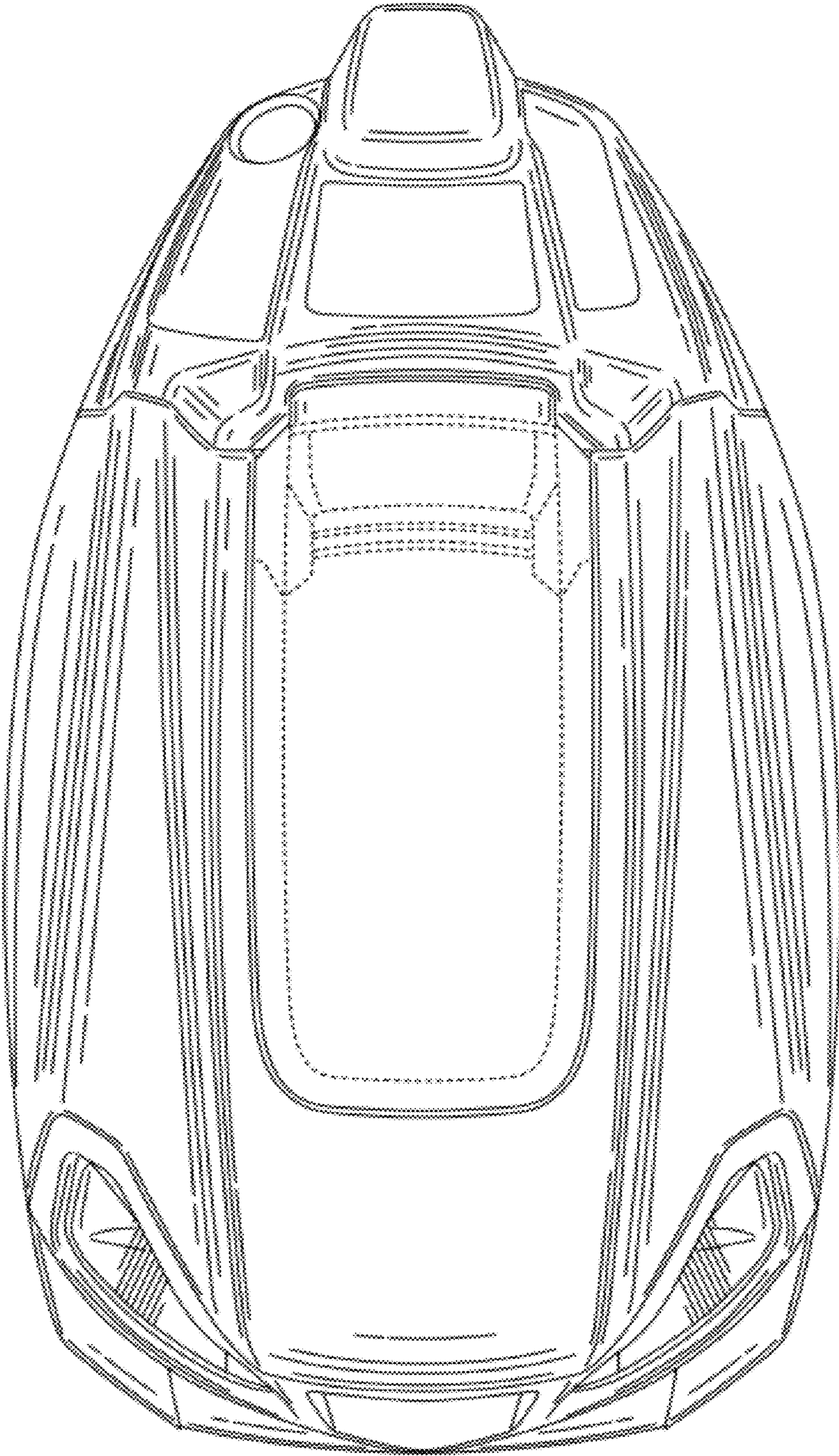


FIG. 7

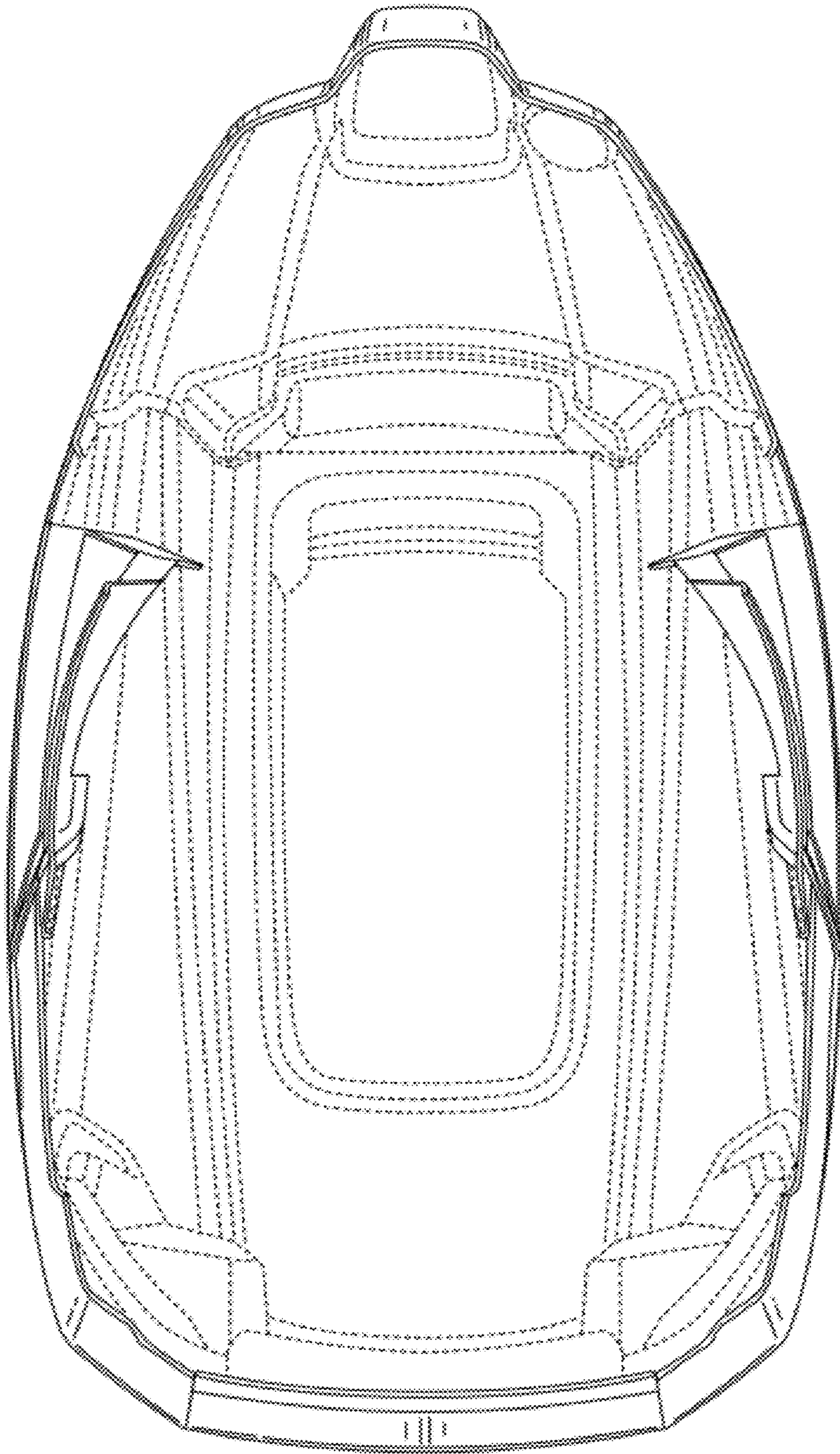


FIG. 8