



US00D665421S

(12) **United States Design Patent**
Morrow et al.

(10) **Patent No.:** **US D665,421 S**

(45) **Date of Patent:** **** Aug. 14, 2012**

(54) **DISPLAY SCREEN WITH AN ANIMATED GRAPHICAL USER INTERFACE**

(75) Inventors: **Greg Morrow**, Ladera Ranch, CA (US); **Rishi Kumar**, Irvine, CA (US); **Scott Field**, Mission Viejo, CA (US); **Peter Tracy**, Venice, CA (US)

(73) Assignee: **Microsoft Corporation**, Redmond, WA (US)

(**) Term: **14 Years**

(21) Appl. No.: **29/410,749**

(22) Filed: **Jan. 11, 2012**

Related U.S. Application Data

(62) Division of application No. 29/379,285, filed on Nov. 17, 2010, now Pat. No. Des. 654,929.

(51) **LOC (9) Cl.** **32-00**

(52) **U.S. Cl.** **D14/492**

(58) **Field of Classification Search** D14/485-495;
715/715, 810, 835, 836, 839, 846, 861
See application file for complete search history.

(56) **References Cited**

U.S. PATENT DOCUMENTS

D270,271 S	8/1983	Steele	
D270,272 S	8/1983	Steele	
D321,903 S	11/1991	Chepaitis	
D434,778 S	12/2000	Yee	
6,191,783 B1 *	2/2001	Lambourne et al.	715/835
6,353,461 B1	3/2002	Shore et al.	
D474,782 S	5/2003	Okuley	
6,690,391 B1	2/2004	Proehl et al.	
D497,617 S	10/2004	Decombe et al.	
D552,618 S	10/2007	Sato et al.	
D552,619 S	10/2007	Sato et al.	
D582,934 S *	12/2008	Byeon	D14/486
D582,935 S	12/2008	Lee et al.	
7,555,476 B2 *	6/2009	Holbrook	1/1
D598,926 S *	8/2009	Hirsch et al.	D14/485
7,577,918 B2	8/2009	Lindsay	
D601,155 S	9/2009	Sogabe	
D601,576 S *	10/2009	Arnell	D14/488
D601,577 S *	10/2009	Arnell	D14/488
D602,497 S *	10/2009	Arnell	D14/488
D602,498 S *	10/2009	Arnell	D14/488

D602,942 S	10/2009	Bennett et al.	
7,600,201 B2 *	10/2009	Endler et al.	715/863
D607,467 S	1/2010	Westermair	
D614,648 S	4/2010	Arnell	
D614,649 S	4/2010	Arnell	
D614,650 S	4/2010	Arnell	

(Continued)

OTHER PUBLICATIONS

<http://thebubble.msn.com/> and its design appearance, believed to have been active as of May 28, 2010; example screenshots taken Nov. 2, 2010, 1 photo sheet.

(Continued)

Primary Examiner — Karen E Kearney

(74) *Attorney, Agent, or Firm* — Banner & Witcoff, Ltd.

(57) **CLAIM**

The ornamental design for a display screen with an animated graphical user interface, as shown and described.

DESCRIPTION

FIG. 1 is a front view of the first image in a sequence for a display screen with an animated graphical user interface showing our new design;

FIG. 2 is the second image thereof;

FIG. 3 is the third image thereof;

FIG. 4 is the fourth image thereof;

FIG. 5 is the fifth image thereof;

FIG. 6 is the sixth image thereof;

FIG. 7 is the seventh image thereof;

FIG. 8 is the eighth image thereof;

FIG. 9 is the ninth image thereof;

FIG. 10 is the tenth image thereof;

FIG. 11 is the eleventh image thereof;

FIG. 12 is the twelfth image thereof;

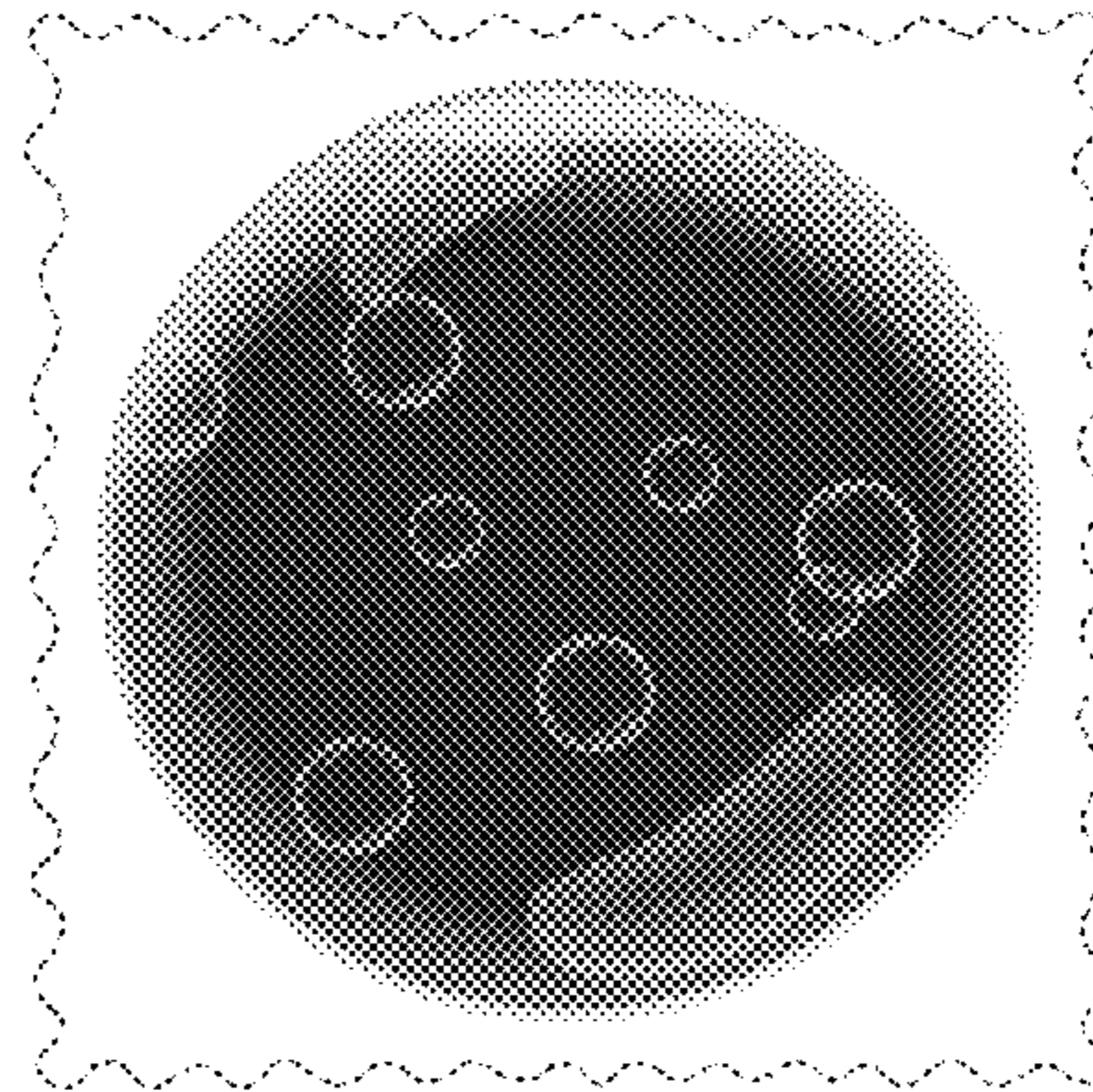
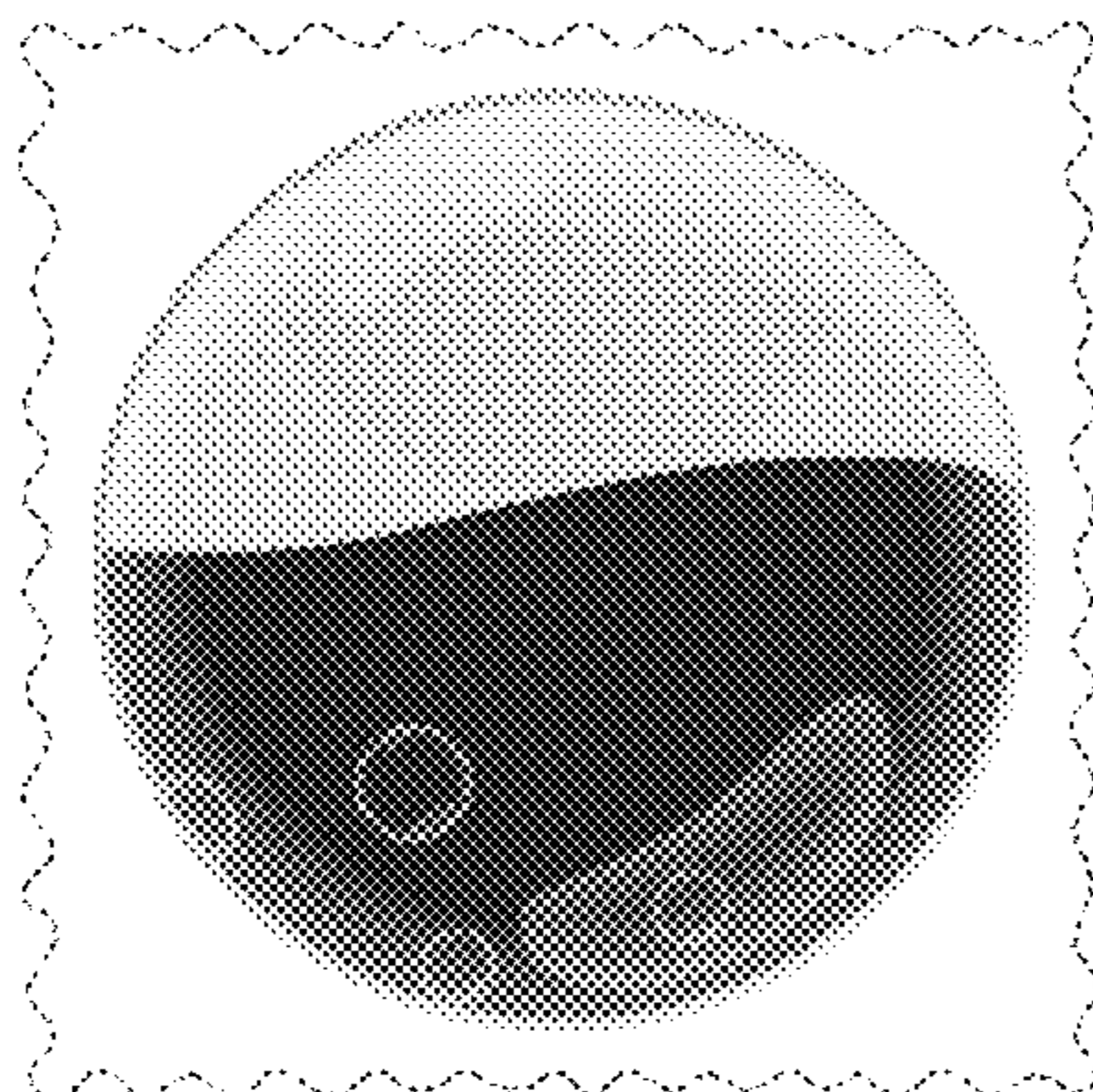
FIG. 13 is the thirteenth image thereof;

FIG. 14 is the fourteenth image thereof; and,

FIG. 15 is the fifteenth image thereof.

The broken line showing of the display screen is for environmental purposes only and forms no part of the claimed design.

1 Claim, 15 Drawing Sheets



US D665,421 S

Page 2

U.S. PATENT DOCUMENTS

D614,651 S 4/2010 Arnell
D614,652 S 4/2010 Arnell
D614,653 S 4/2010 Arnell
D614,654 S * 4/2010 Winjum et al. D14/489
7,703,030 B2 * 4/2010 Smirin et al. 715/765
D615,090 S 5/2010 Sogabe
D615,397 S 5/2010 Arnell
D615,398 S 5/2010 Arnell
D615,546 S 5/2010 Lundy et al.
D619,593 S 7/2010 Fujioka et al.
D622,281 S 8/2010 Maitlen et al.
7,782,302 B2 * 8/2010 Lee et al. 345/167
D625,324 S 10/2010 Fitzmaurice et al.
7,873,904 B2 * 1/2011 Wang et al. 715/715

D634,191 S 3/2011 Arnell
D637,201 S * 5/2011 Wasko et al. D14/489
D644,242 S 8/2011 Matas
D644,243 S 8/2011 Matas
D644,654 S 9/2011 Maitlen et al.
D644,656 S 9/2011 Maitlen et al.
D650,392 S * 12/2011 Glezer et al. D14/486
D654,929 S * 2/2012 Morrow et al. D14/492
D659,159 S * 5/2012 Matas D14/489

OTHER PUBLICATIONS

Logo Lounge 2, by Bill Gardner and Catherine Fishel, Rockport Publishers, Gloucester, MA 2005, p. 92.

* cited by examiner



FIG. 1




FIG. 2




FIG. 3




FIG. 4




FIG. 5




FIG. 6




FIG. 7

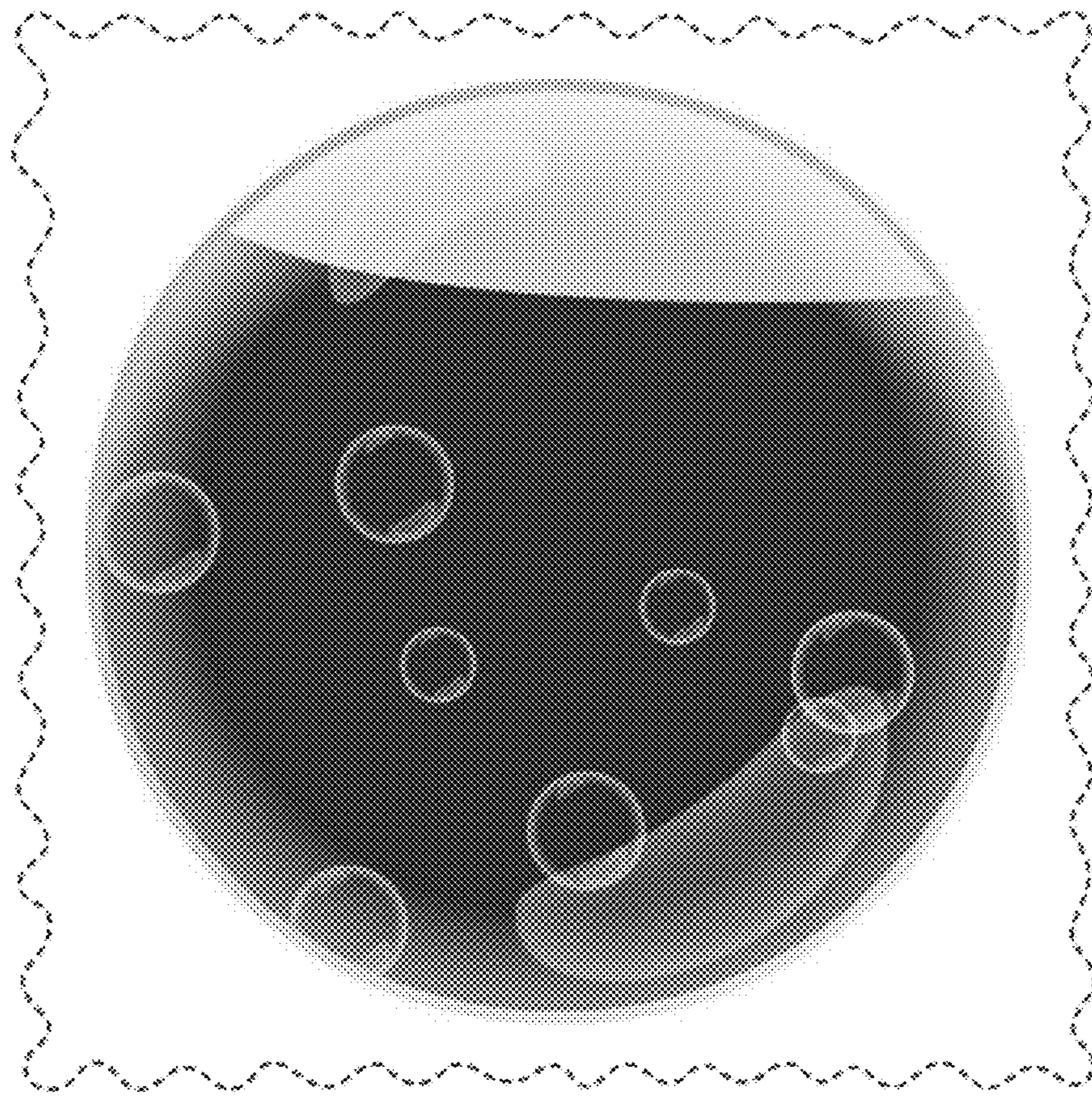


FIG. 8

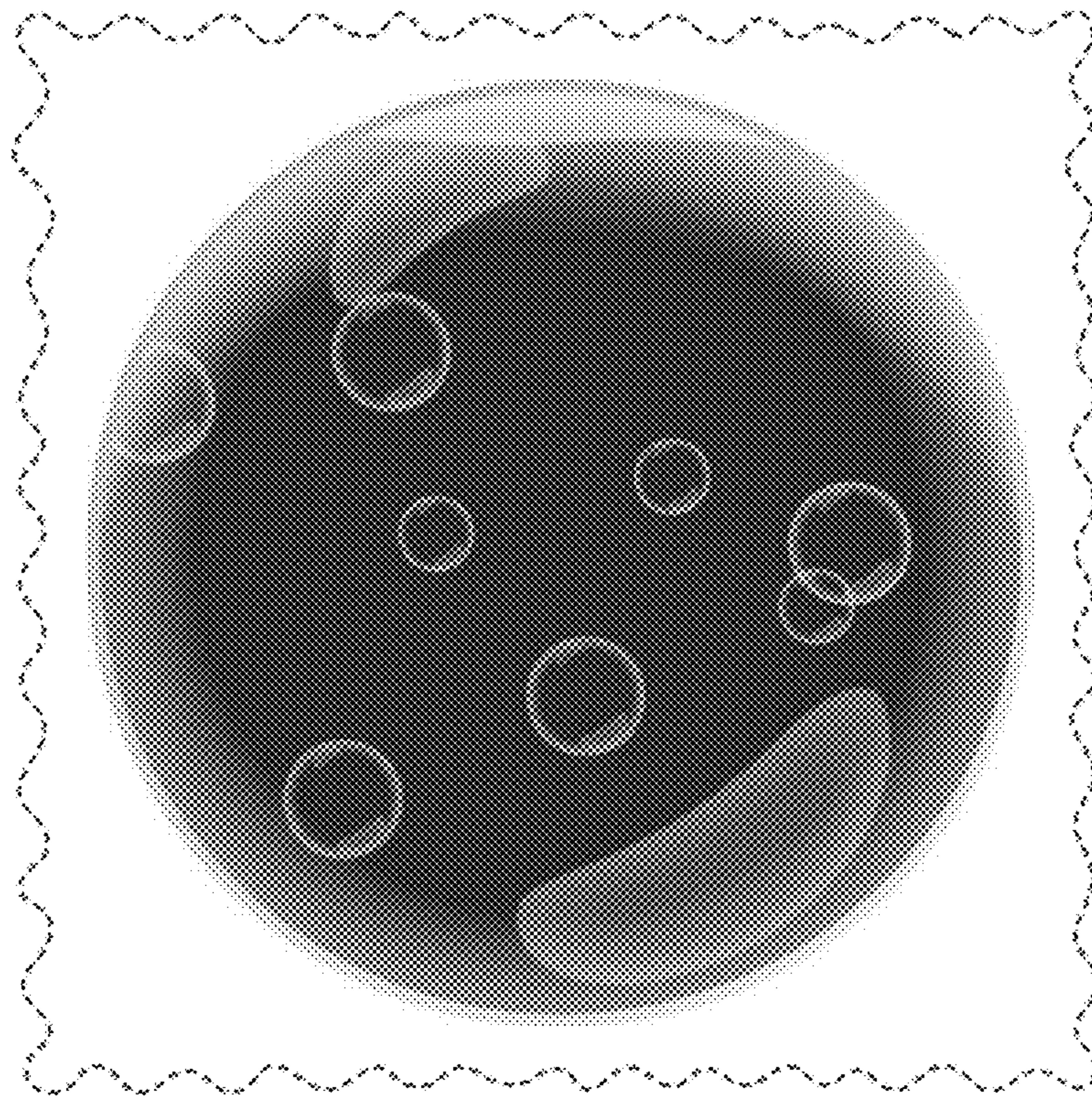


FIG. 9

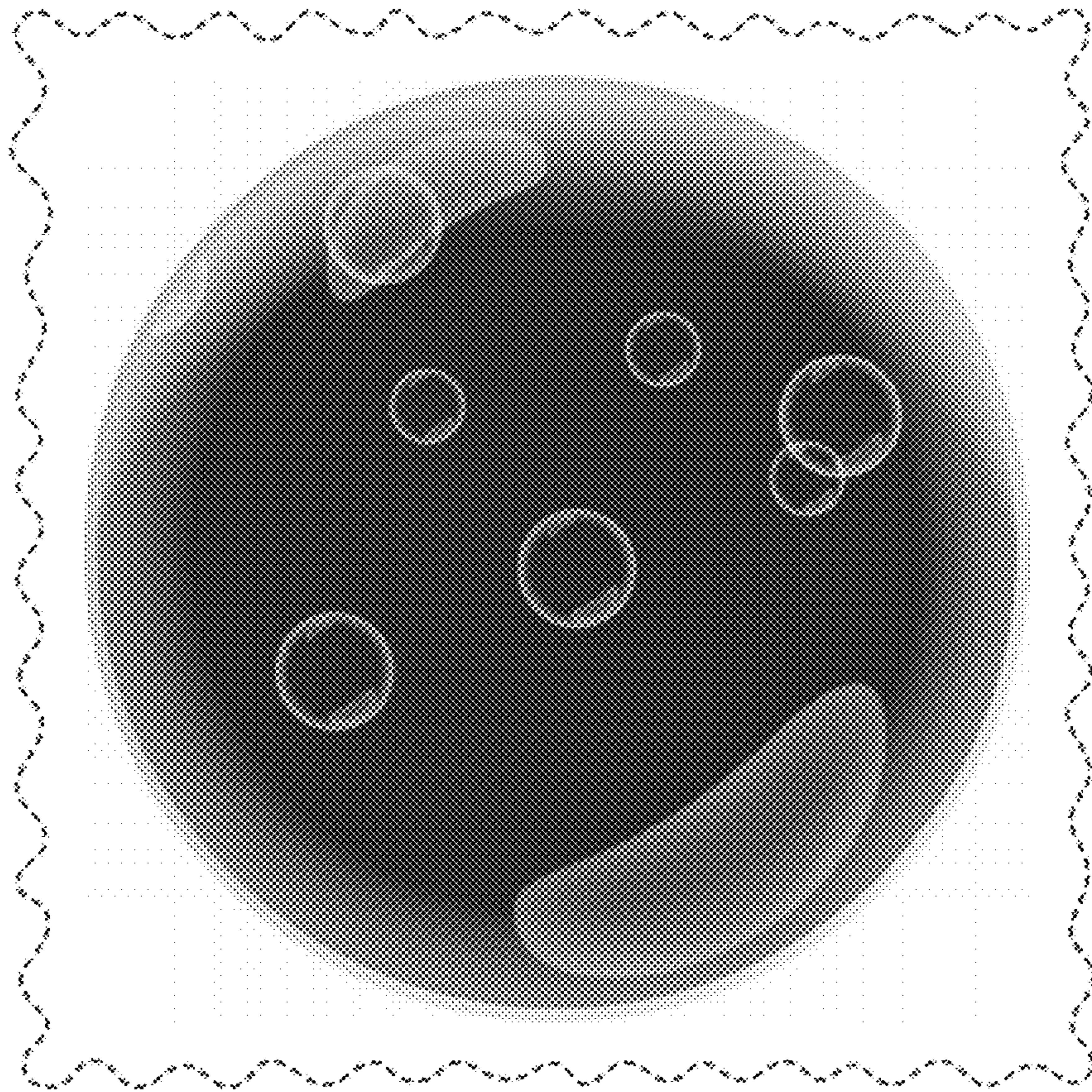


FIG. 10

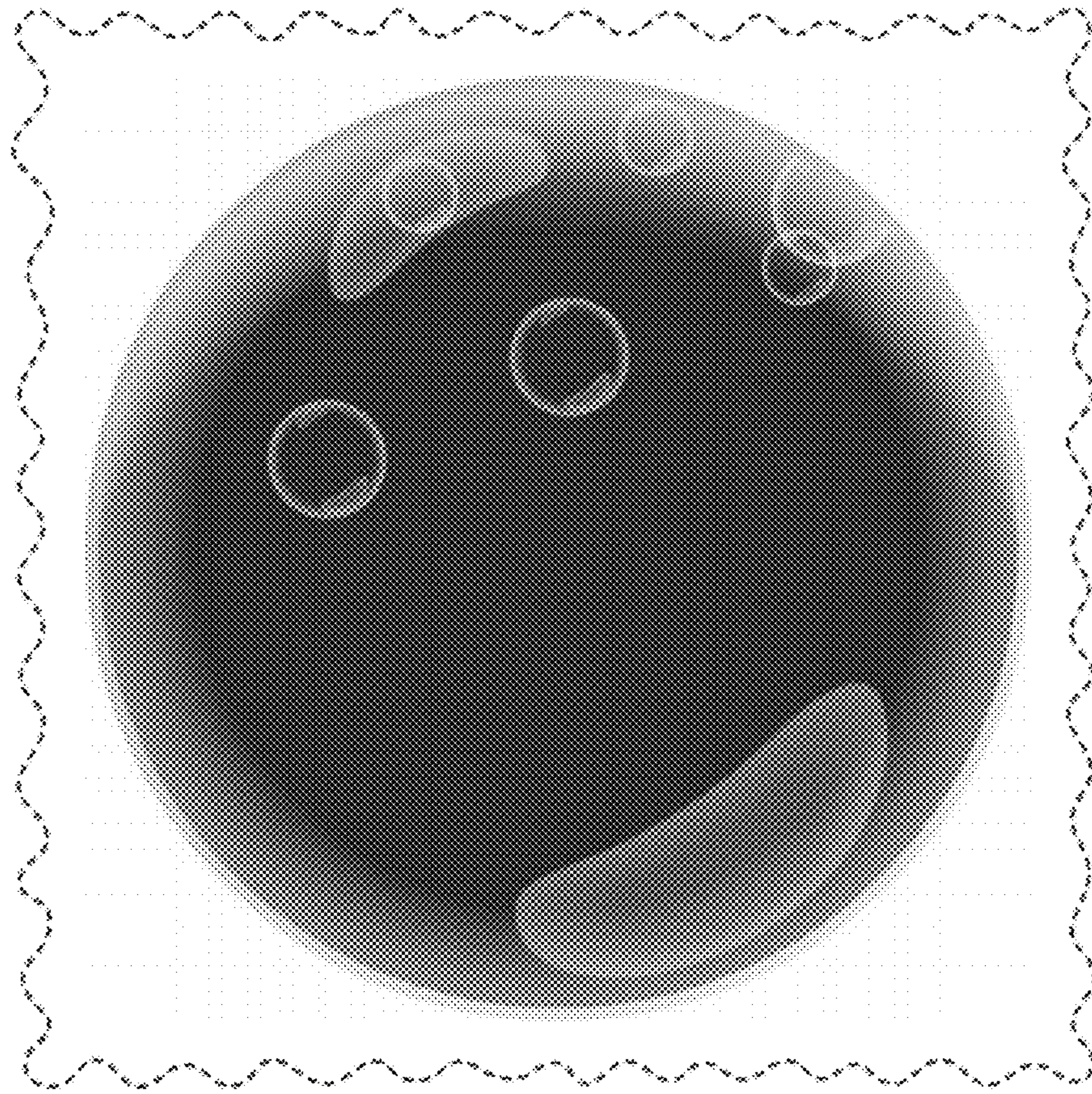


FIG. 11

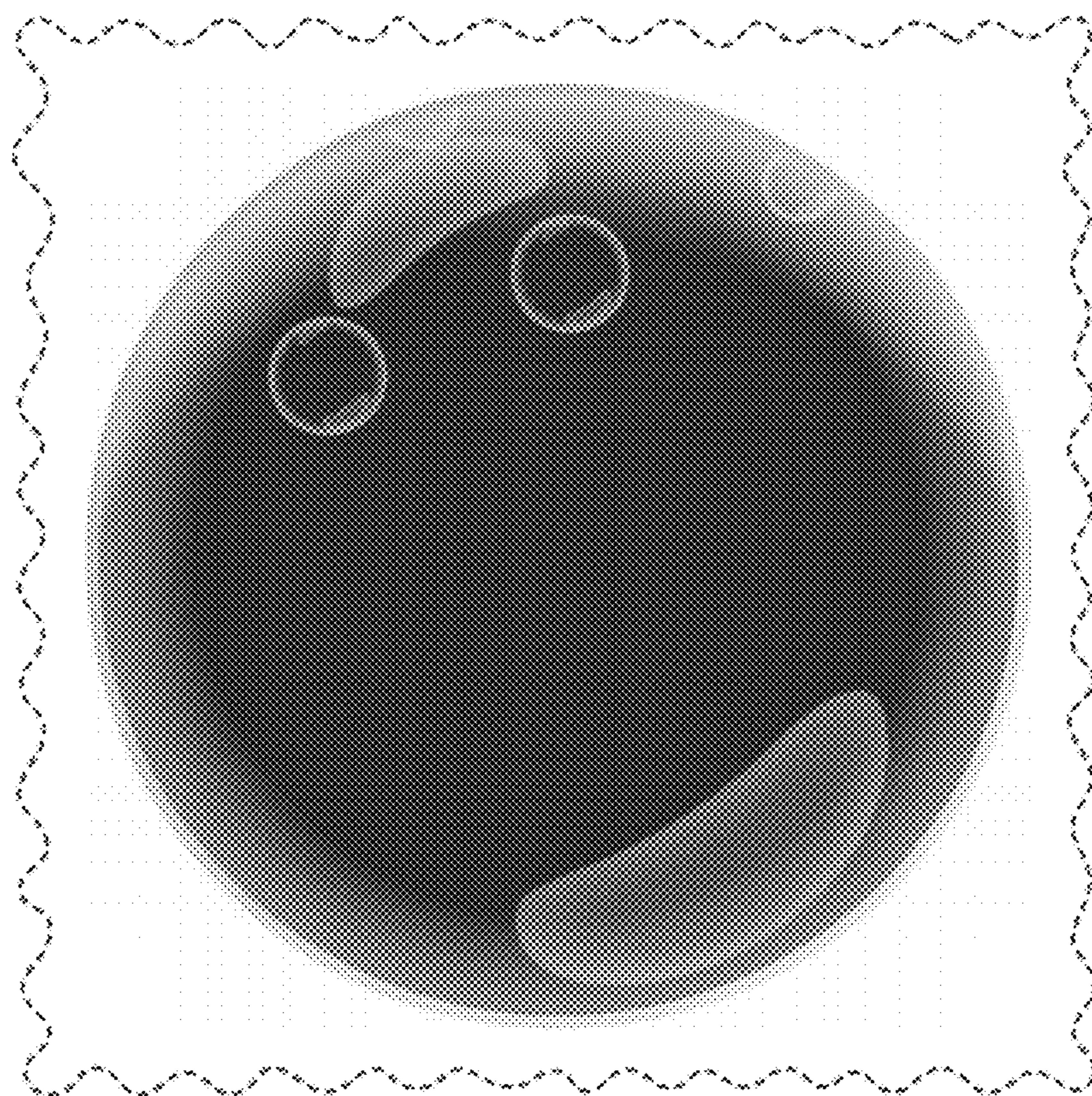


FIG. 12

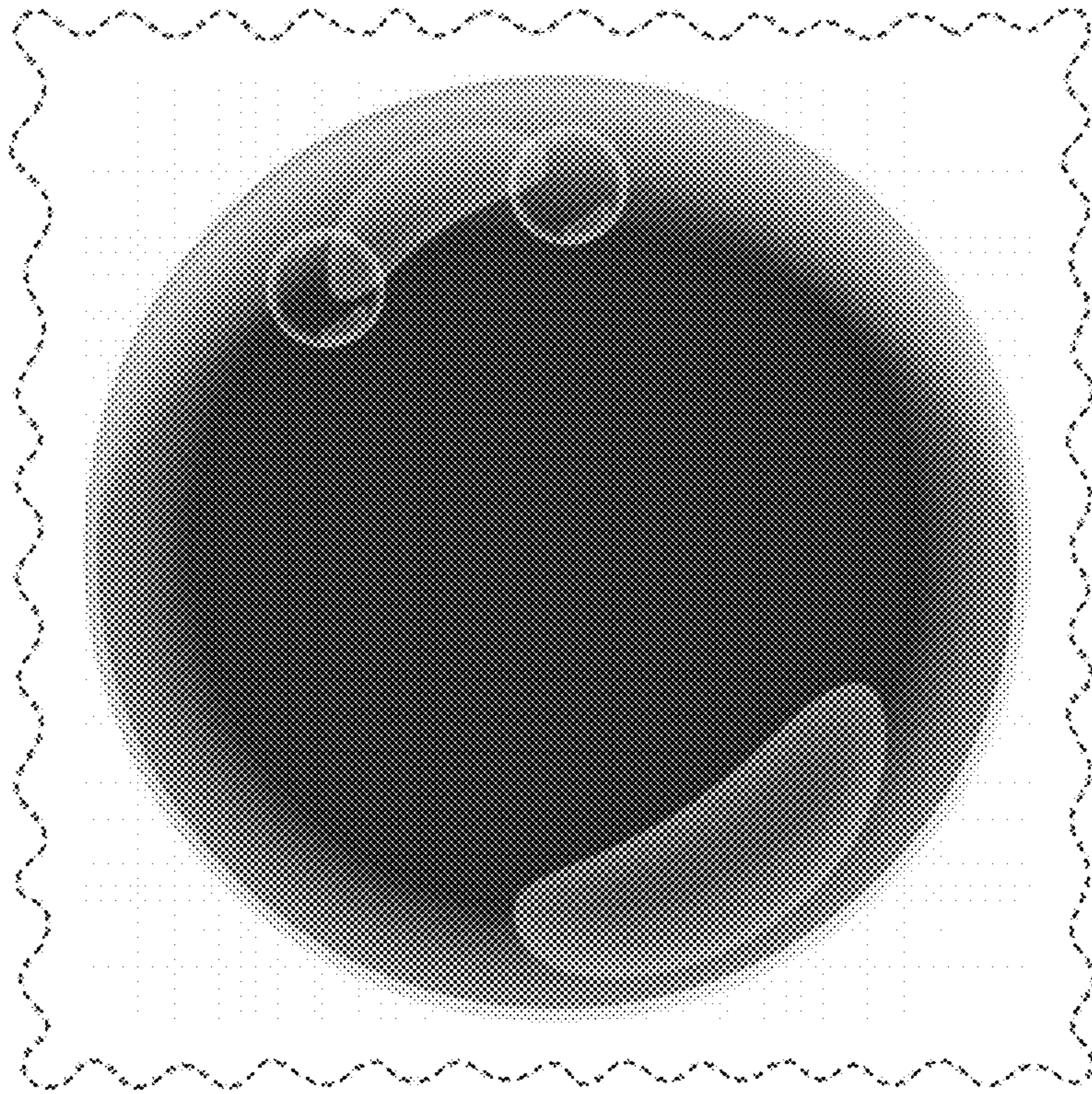


FIG. 13

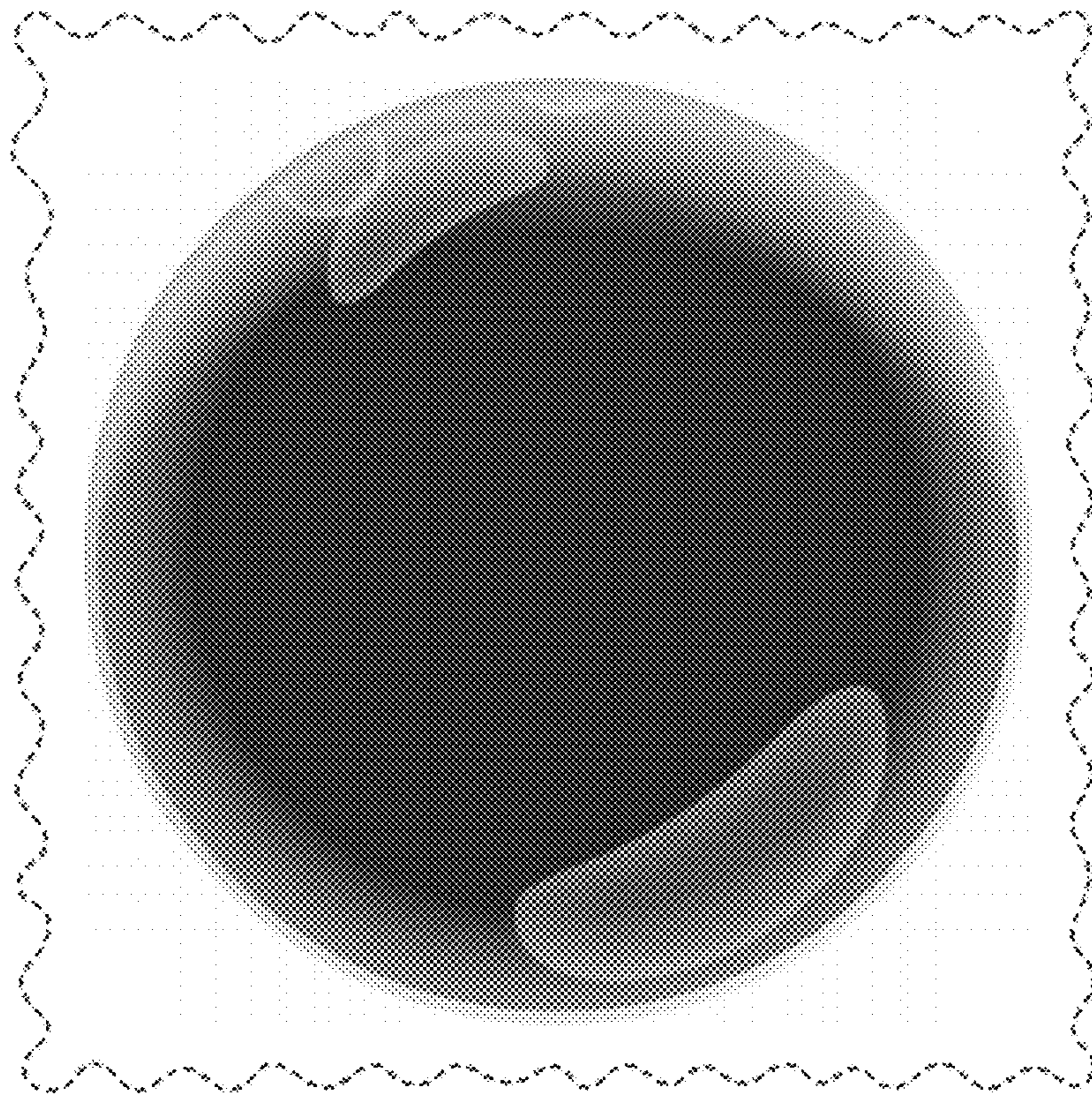


FIG. 14

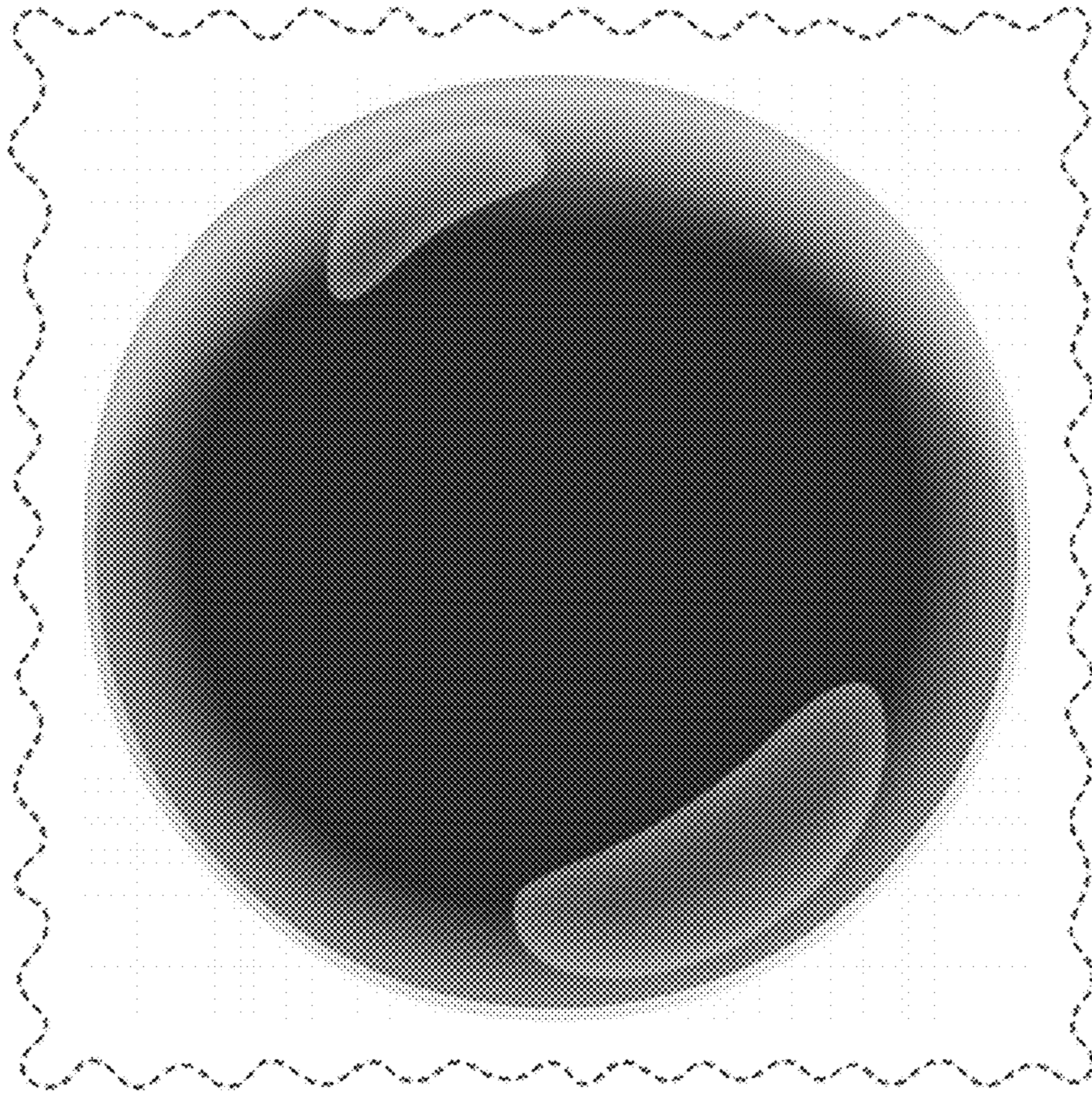


FIG. 15