

US00D665402S

(12) **United States Design Patent**  
**Williams et al.**

(10) **Patent No.:** **US D665,402 S**  
(45) **Date of Patent:** **\*\* Aug. 14, 2012**

(54) **DISPLAY SCREEN WITH GRAPHICAL USER INTERFACE**

(75) Inventors: **Mary-Lynne Williams**, Seattle, WA (US); **Marty Hall**, Seattle, WA (US)

(73) Assignee: **Microsoft Corporation**, Redmond, WA (US)

(\*\*) Term: **14 Years**

(21) Appl. No.: **29/369,850**

(22) Filed: **Sep. 14, 2010**

(51) **LOC (9) Cl.** ..... **32-00**

(52) **U.S. Cl.** ..... **D14/487**

(58) **Field of Classification Search** ..... D14/485-495;  
715/700-867, 973-977

See application file for complete search history.

(56) **References Cited**

**U.S. PATENT DOCUMENTS**

D550,688	S *	9/2007	Cummins et al. ....	D14/487
D570,860	S *	6/2008	Sherry .....	D14/486
D633,516	S *	3/2011	Soegiono et al. ....	D14/487
2008/0163342	A1 *	7/2008	Christopherson .....	726/4
2009/0159342	A1 *	6/2009	Markiewicz et al. ....	178/18.01
2009/0228379	A1 *	9/2009	Honts et al. ....	705/30
2009/0228826	A1 *	9/2009	Gilmore et al. ....	715/781
2010/0180186	A1 *	7/2010	Skinner et al. ....	715/205

**OTHER PUBLICATIONS**

Google Chrome browser, screenshot taken from <http://dannyman.toldme.com/wp-content/uploads/2010/01/google-chrome-new-tab.png> dated Jan. 10, 2010, accessed on Feb. 14, 2011.

Firefox browser with Fast Dial , screenshot taken from <http://cybernetnews.com/wp-content/uploads/2008/03/firefox-fast-dial.png> dated Mar. 14, 2008, accessed on Feb. 14, 2011.

Opera Speed Dial, screenshot taken from <http://cybernetnews.com/wp-content/uploads/2007/03/operaspeeddial.jpg> dated Mar. 2, 2007, accessed on Feb. 14, 2011.

Safari new tab page, screenshot taken from <http://www.technotraits.com/wp-content/uploads/2009/02/safari-4-new-tab-page.jpg> dated Feb. 26, 2009, accessed on Feb. 14, 2011.

\* cited by examiner

*Primary Examiner* — Karen E Kearney

(74) *Attorney, Agent, or Firm* — Banner & Witcoff, Ltd.

(57) **CLAIM**

The ornamental design for a display screen with graphical user interface, as shown and described.

**DESCRIPTION**

FIG. 1 is a front view of a display screen with graphical user interface showing the new design;

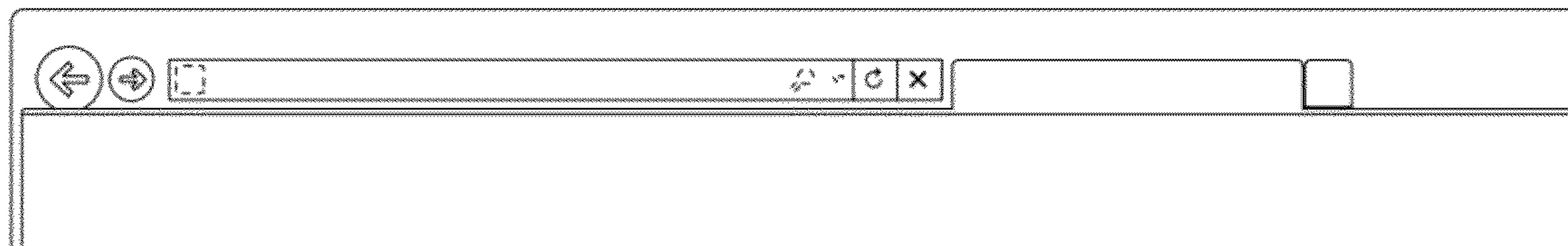
FIG. 2 is an enlarged view of the claimed region of FIG. 1, shown separately for ease of illustration;

FIG. 3 is a front view of a display screen with graphical user interface showing an alternative embodiment of the design; and,

FIG. 4 is an enlarged view of the claimed region of FIG. 3, shown separately for ease of illustration.

The broken line showings of selected regions of the graphical user interface and of the display screen are for environmental purposes only and form no part of the claimed design.

**1 Claim, 4 Drawing Sheets**






FIG. 1

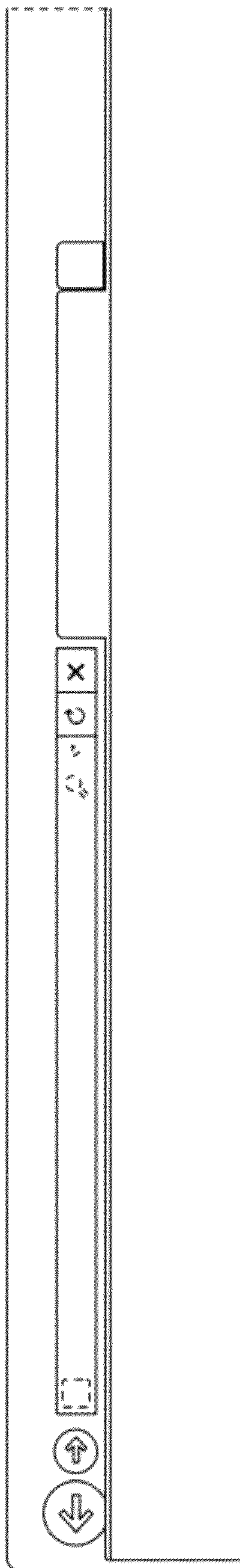


FIG. 2






FIG. 3

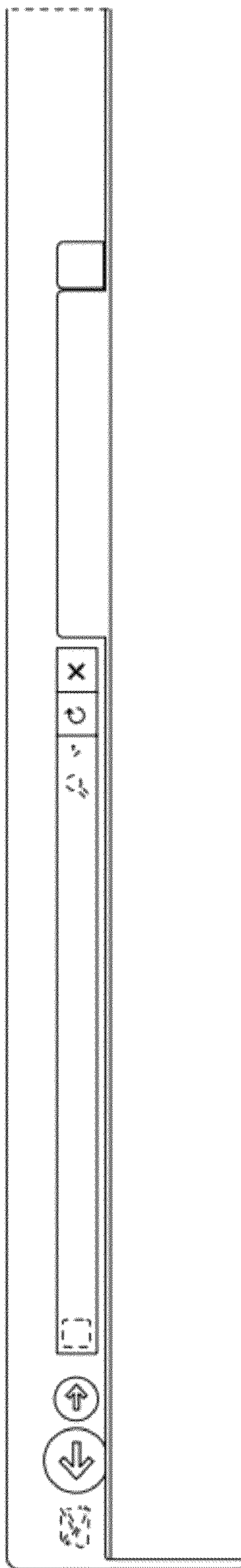


FIG. 4