



US00D665375S

(12) **United States Design Patent**
Garneau et al.

(10) **Patent No.:** **US D665,375 S**

(45) **Date of Patent:** **** Aug. 14, 2012**

(54) **JUKEBOX**

(75) Inventors: **Charles Garneau**, Bois-des-Filion (CA);
Ed Rivera, New York, NY (US); **Benoit Tessier**, Boisbriand (CA); **Michael Tooker**, Pointe Claire (CA)

(73) Assignee: **TouchTunes Music Corporation**, New York, NY (US)

(**) Term: **14 Years**

(21) Appl. No.: **29/371,255**

(22) Filed: **Dec. 14, 2010**

(51) **LOC (9) Cl.** **14-01**

(52) **U.S. Cl.** **D14/173**

(58) **Field of Classification Search** D14/496,
D14/401, 435, 474, 483, 217, 137, 138, 160,
D14/168, 356, 203.1–203.8, 507, 184, 173;
345/156, 169, 173–179, 905; 715/727–729,
715/864; 710/1, 5, 8; 713/1, 600; 455/1.1,
455/1.7, 73, 344–347, 93, 95, 3.01–3.06,
455/550.1, 573.1; 370/342–344; 369/1,
369/2, 6–12; 463/43–47; 273/148 B

See application file for complete search history.

(56) **References Cited**

U.S. PATENT DOCUMENTS

D355,676 S 2/1995 Wilson
D356,079 S 3/1995 Oba
5,704,146 A * 1/1998 Herring et al. 40/509
D390,843 S 2/1998 Rosen
D397,335 S 8/1998 Matsushita
D405,781 S 2/1999 Renk
D405,791 S * 2/1999 Menke et al. D14/173

6,041,023 A * 3/2000 Lakhansingh 369/7
D426,527 S 6/2000 Sakaguchi
6,079,985 A * 6/2000 Wohl et al. 434/319
D442,152 S 5/2001 Roustaei
6,430,117 B2 * 8/2002 Zimmer 369/30.06
D475,029 S 5/2003 Nathan et al.
6,708,812 B2 * 3/2004 Greim 194/350
6,714,489 B2 * 3/2004 Kalis et al. 369/30.06
D494,188 S * 8/2004 Huang D14/203.3
6,779,904 B1 * 8/2004 Van Dyk 362/86
6,846,238 B2 * 1/2005 Wells 463/39
D510,584 S * 10/2005 Tierney D14/203.6
D616,414 S * 5/2010 Nathan et al. D14/173
D629,382 S * 12/2010 Nathan et al. D14/173

* cited by examiner

Primary Examiner — Prabhakar Deshmukh

(74) *Attorney, Agent, or Firm* — Nixon & Vanderhye PC

(57) **CLAIM**

The ornamental design for a “jukebox,” as shown and described.

DESCRIPTION

FIG. 1 is front perspective view of a jukebox showing our new design;

FIG. 2 is a front elevation view thereof;

FIG. 3 is a rear elevation view thereof;

FIG. 4 is a right side view thereof;

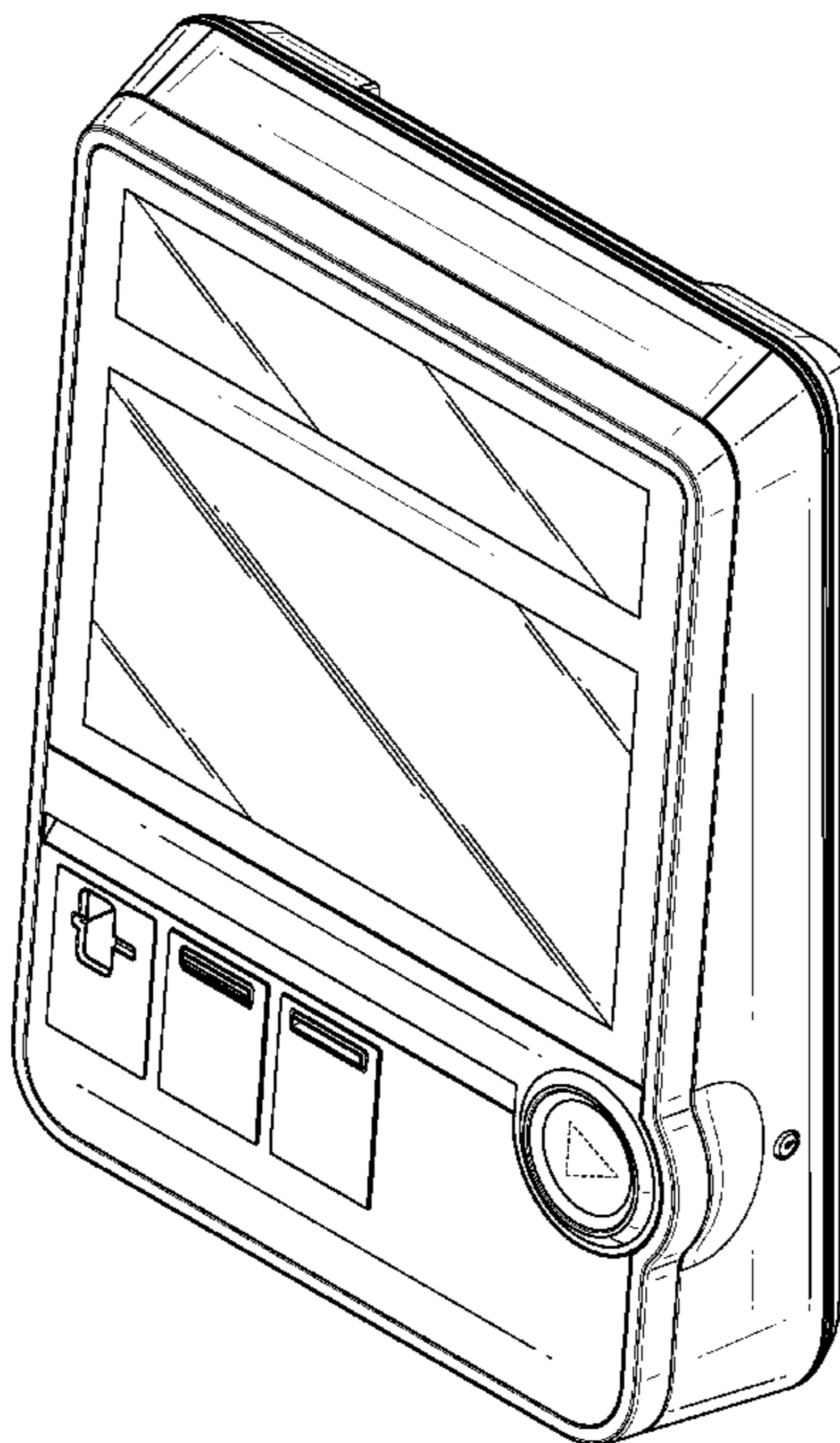
FIG. 5 is a left side view thereof;

FIG. 6 is a top plan view thereof; and,

FIG. 7 is a bottom plan view thereof.

The dashed lines shown in FIGS. 1-7 represent environmental structure and form no part of the claimed design. Some views of the jukebox portions are not shown and represent unclaimed subject matter.

1 Claim, 6 Drawing Sheets



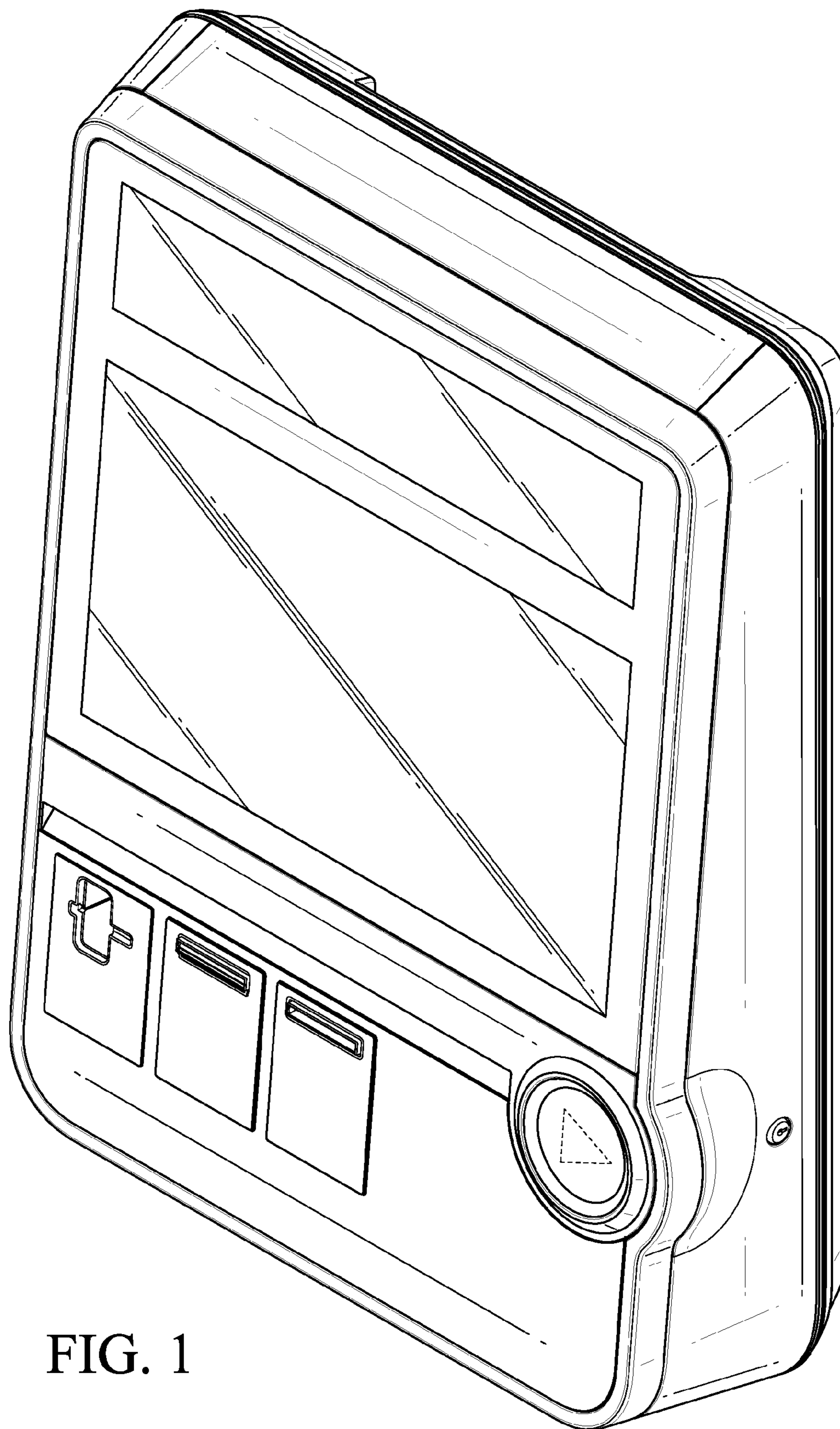


FIG. 1

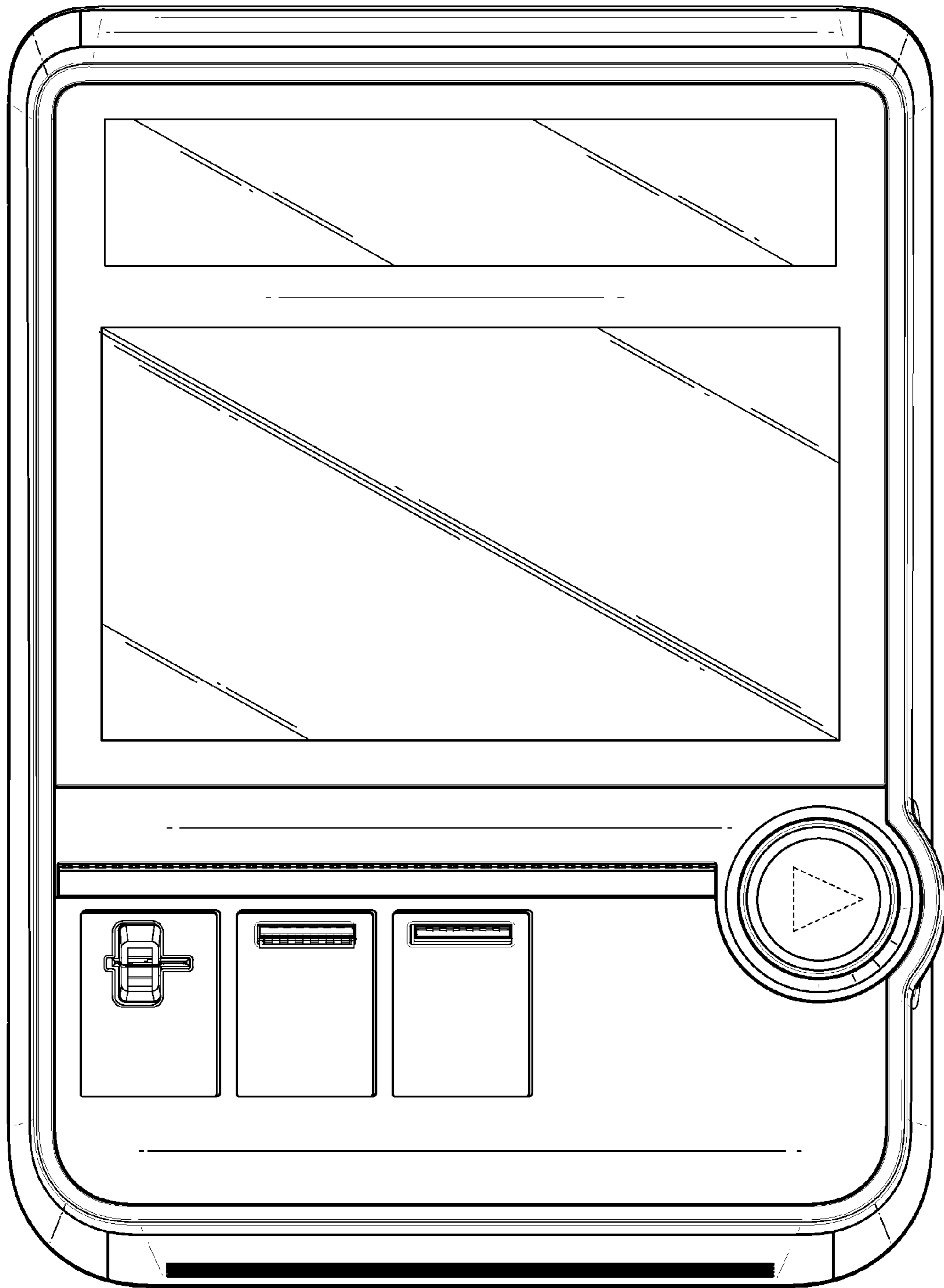


FIG. 2

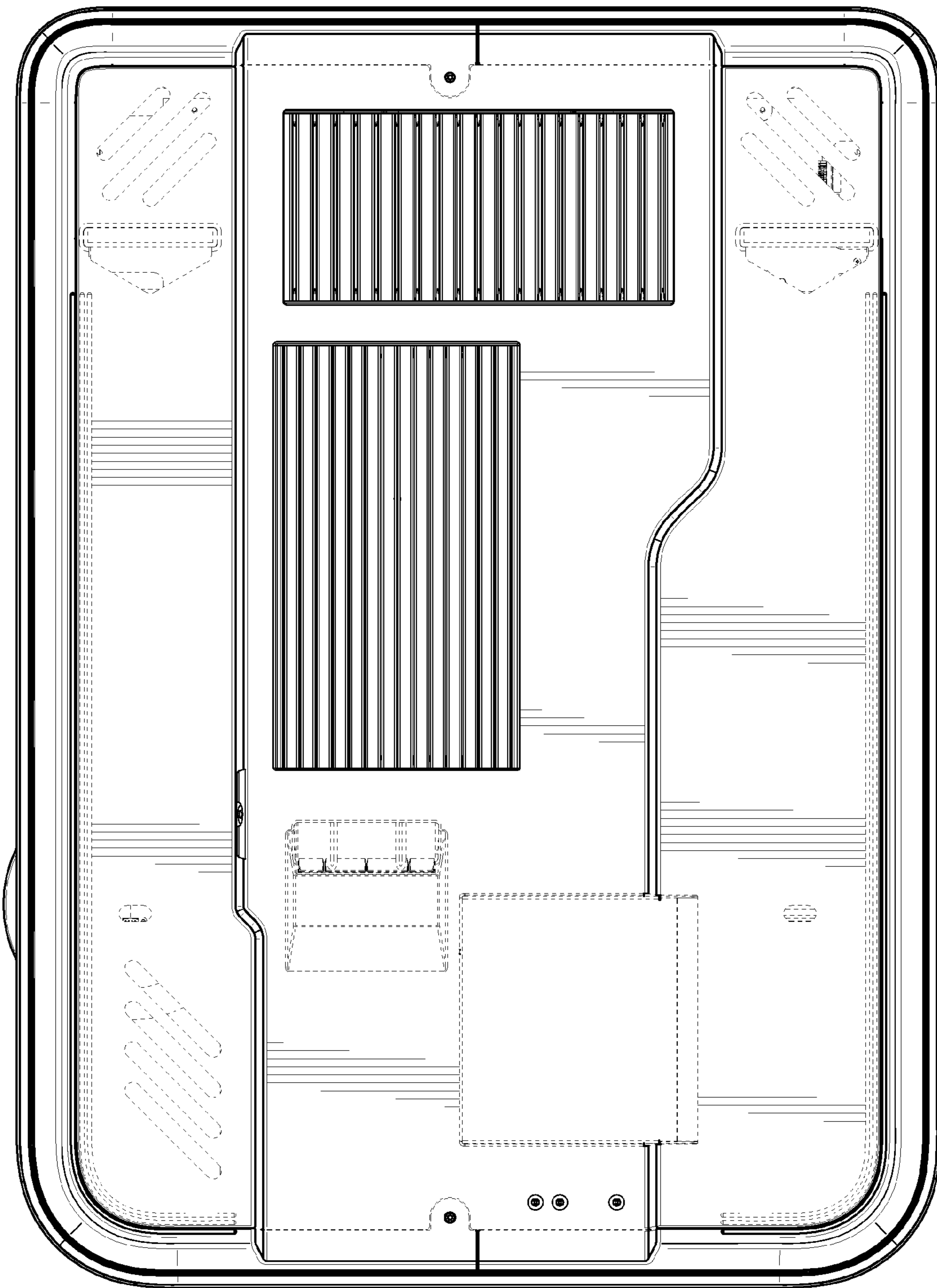


FIG. 3



FIG. 4

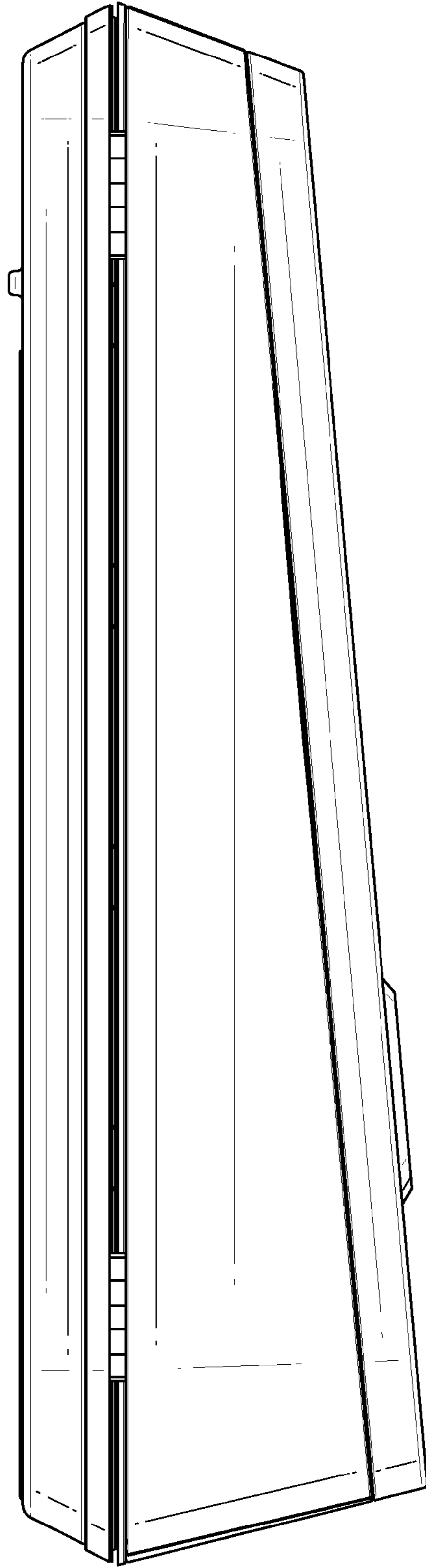


FIG. 5

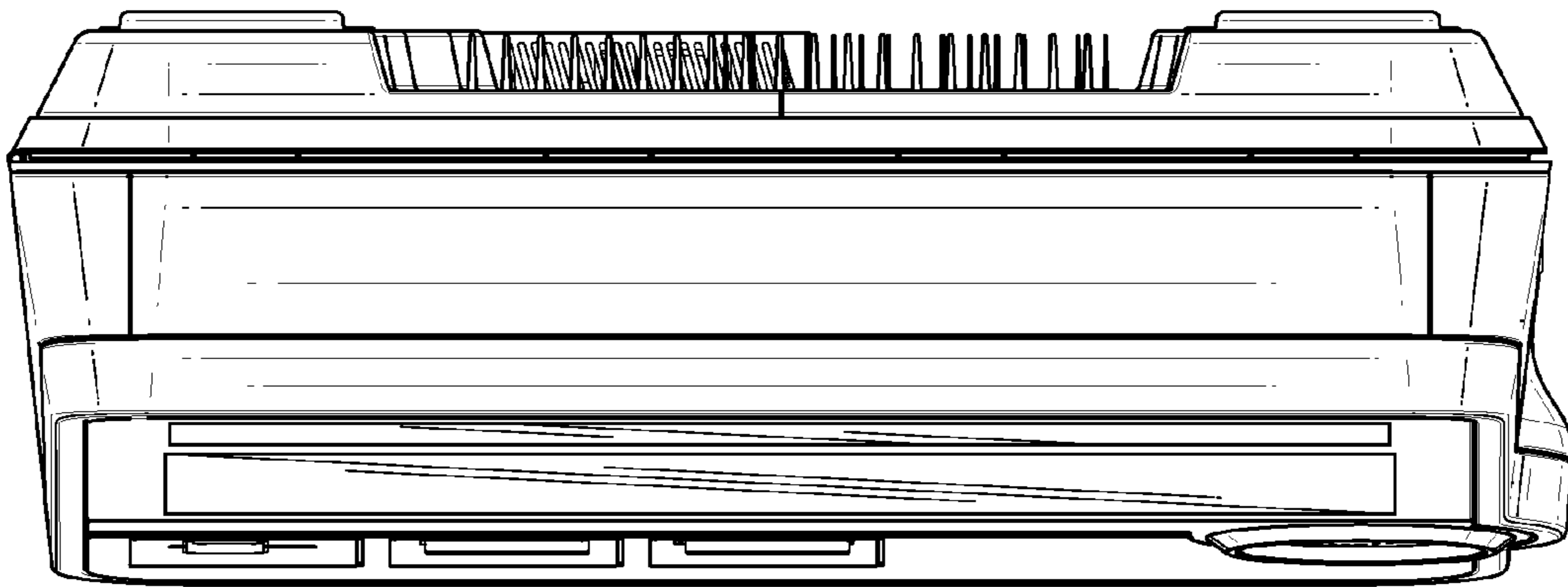


FIG. 6



FIG. 7