



US00D665349S

(12) **United States Design Patent**
Presz, Jr. et al.

(10) **Patent No.:** **US D665,349 S**

(45) **Date of Patent:** **** Aug. 14, 2012**

(54) **WIND TURBINE**

(75) Inventors: **Walter M. Presz, Jr.**, Wilbraham, MA (US); **Michael J. Werle**, West Hartford, CT (US); **Ercan Dumlupinar**, Palmer, MA (US)

(73) Assignee: **FloDesign Wind Turbine Corporation**, Waltham, MA (US)

(**) Term: **14 Years**

(21) Appl. No.: **29/378,417**

(22) Filed: **Nov. 4, 2010**

(51) **LOC (9) Cl.** **12-07**

(52) **U.S. Cl.** **D13/115; D12/345**

(58) **Field of Classification Search** D12/344, D12/345; D13/115, 118, 122, 199, 179; D15/1, 199, 5; D21/458, 455; D23/379, D23/411, 413; 290/44, 54, 55; 60/262; 415/4.2, 415/4.3, 1, 115, 191, 208, 220; D24/110
See application file for complete search history.

(56) **References Cited**

U.S. PATENT DOCUMENTS

5,035,379	A *	7/1991	Hersen et al.	244/129.4
5,056,738	A *	10/1991	Mercer et al.	244/54
D507,343	S *	7/2005	Chiu et al.	D23/379
D507,641	S *	7/2005	Chiu et al.	D23/379
D508,560	S *	8/2005	Chiu et al.	D23/379
D554,150	S *	10/2007	Fausett et al.	D15/5
D579,883	S *	11/2008	Hwang et al.	D13/179
D588,158	S *	3/2009	Fausett et al.	D15/5
D628,962	S *	12/2010	Presz et al.	D13/115
D629,095	S *	12/2010	Liu et al.	D23/411
D629,356	S *	12/2010	Presz et al.	D13/115
D635,511	S *	4/2011	Presz et al.	D13/115
D640,978	S *	7/2011	Presz et al.	D13/115

D640,979	S *	7/2011	Presz et al.	D13/115
D640,980	S *	7/2011	Presz et al.	D13/115
D640,981	S *	7/2011	Presz et al.	D13/115
D642,526	S *	8/2011	Presz et al.	D13/115
D644,606	S *	9/2011	Presz et al.	D13/115
D647,847	S *	11/2011	Presz et al.	D13/115
2009/0214338	A1 *	8/2009	Werle et al.	415/220
2009/0263244	A1 *	10/2009	Presz et al.	416/1
2010/0316493	A1 *	12/2010	Presz et al.	415/191
2011/0189007	A1 *	8/2011	Presz et al.	415/208.1
2011/0229302	A1 *	9/2011	Presz et al.	415/1
2011/0229315	A1 *	9/2011	Presz et al.	415/191
2011/0250053	A1 *	10/2011	Presz et al.	415/115

(Continued)

Primary Examiner — Austin Murphy

(74) *Attorney, Agent, or Firm* — Fay Sharpe LLP

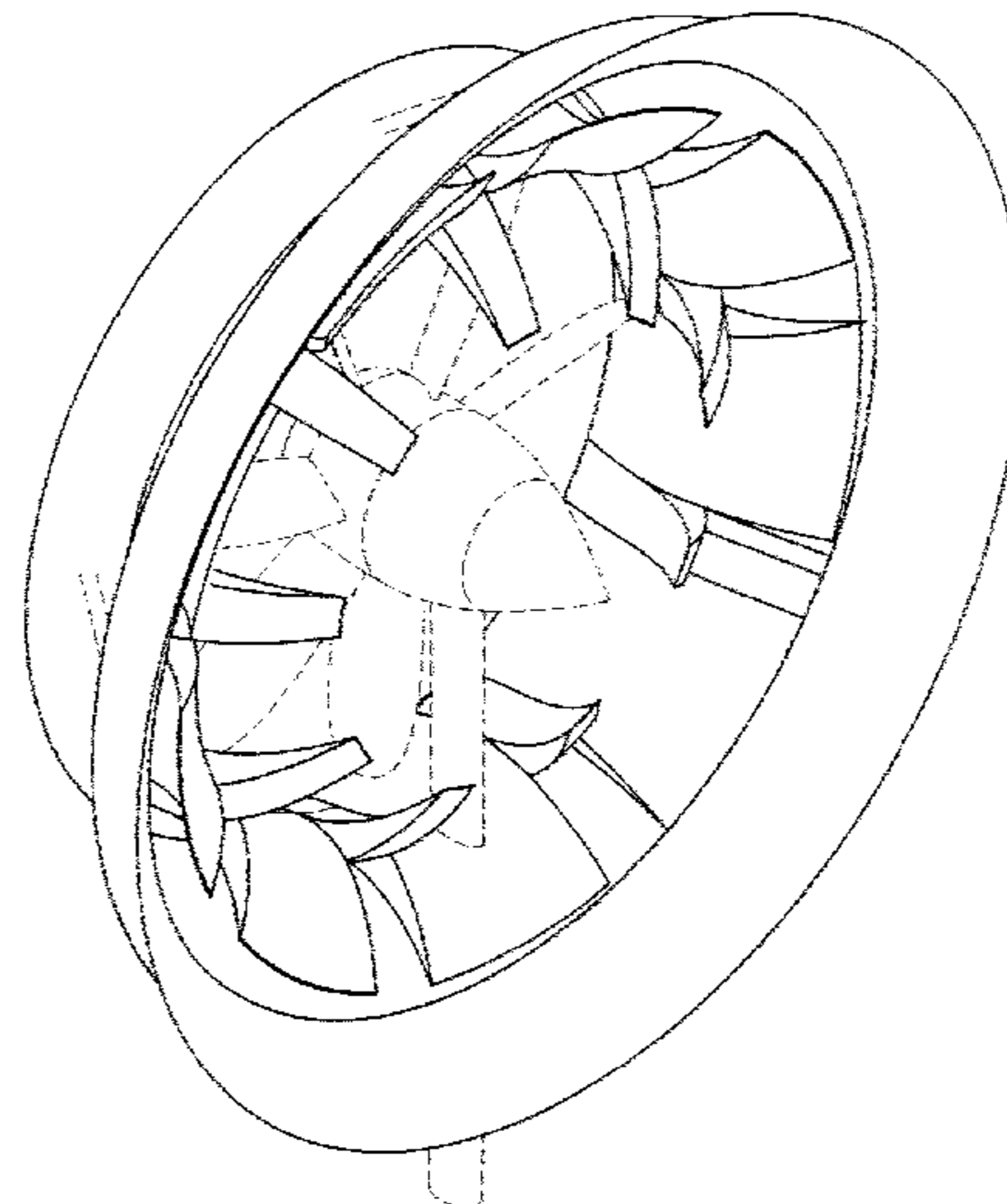
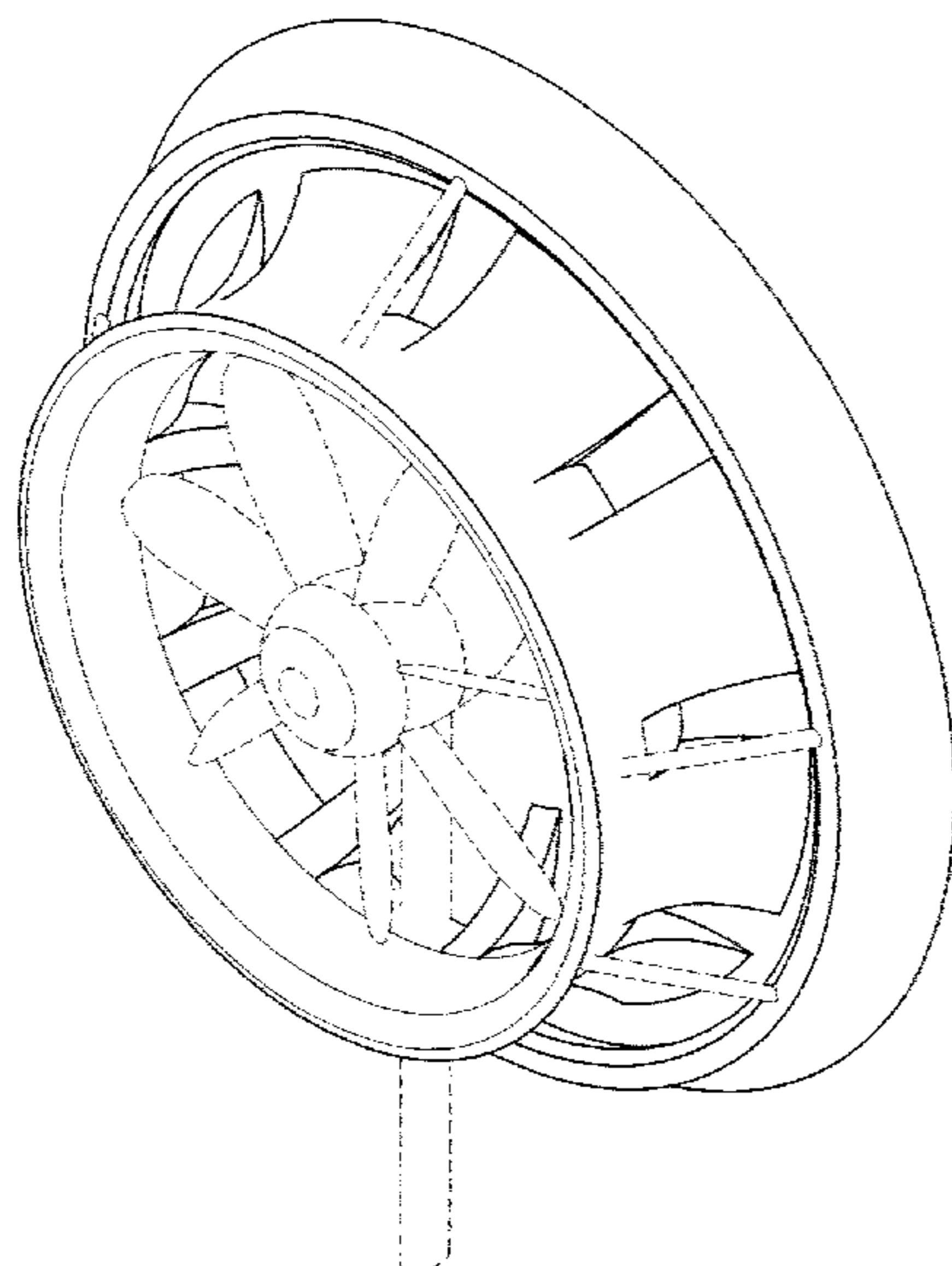
(57) **CLAIM**

The ornamental design for a wind turbine, as shown and described.

DESCRIPTION

FIG. 1 is a front view of the wind turbine;
FIG. 2 is a left side view of the wind turbine;
FIG. 3 is a rear view of the wind turbine;
FIG. 4 is a right side view the wind turbine;
FIG. 5 is a top view of the wind turbine;
FIG. 6 is a bottom view of the wind turbine;
FIG. 7 is a top front left perspective view of the wind turbine;
and,
FIG. 8 is a top rear left perspective view of the wind turbine.
The broken lines shown in the drawings represent portions of the wind turbine that form no part of the claimed design. Where broken lines adjoin a claimed surface it is understood that those broken lines represent an unclaimed boundary between claimed and unclaimed surfaces and form no part of the claimed design.

1 Claim, 4 Drawing Sheets



US D665,349 S

Page 2

U.S. PATENT DOCUMENTS	2012/0070275 A1*	3/2012	Presz et al.	415/208.1
2011/0250062 A1*	10/2011	Presz et al.	415/208.2	
2011/0274533 A1*	11/2011	Presz et al.	415/1	* cited by examiner

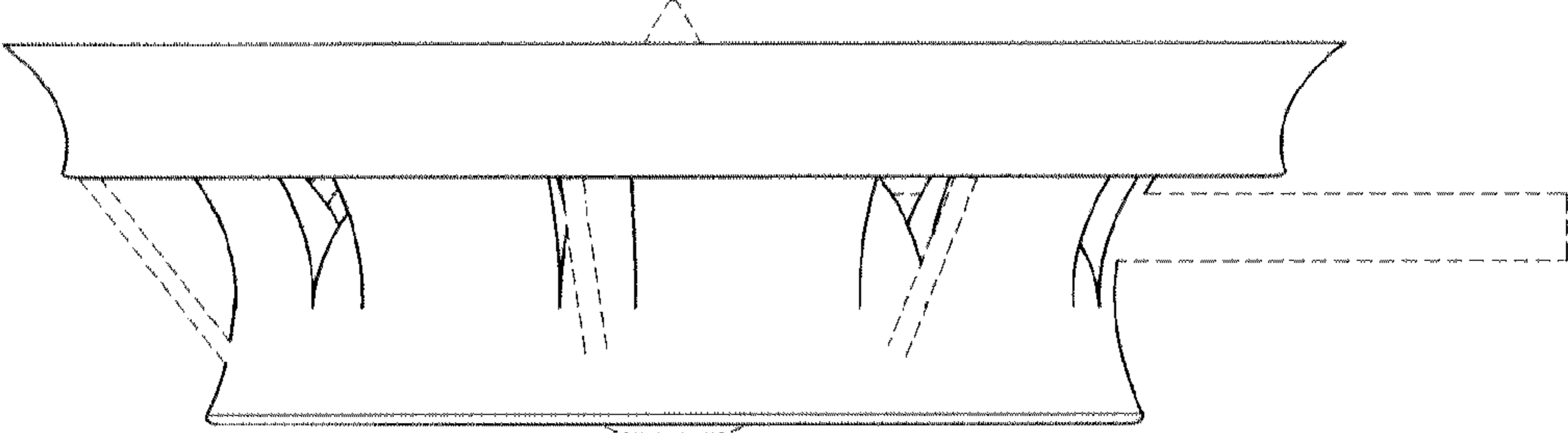


FIG. 2

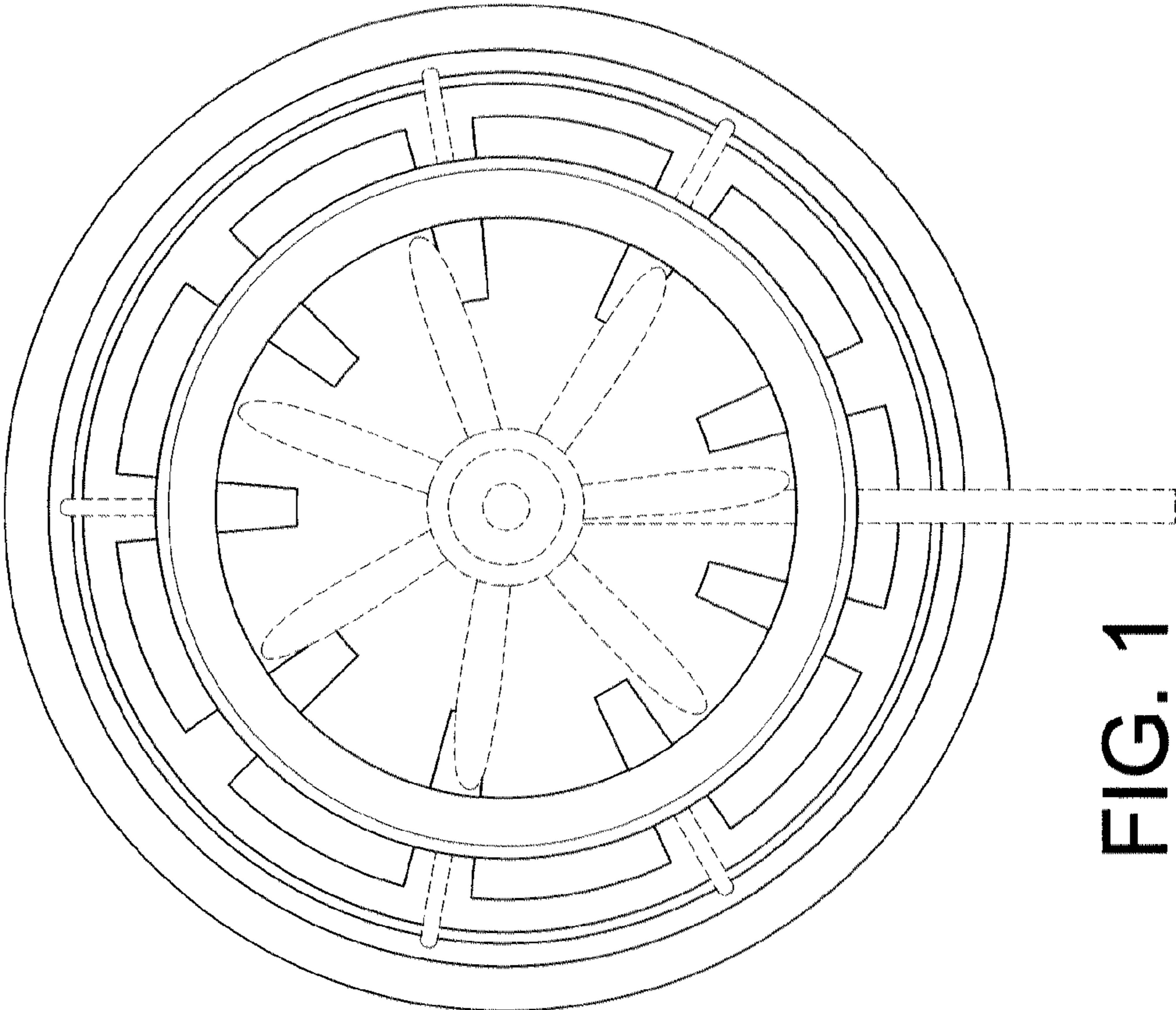


FIG. 1

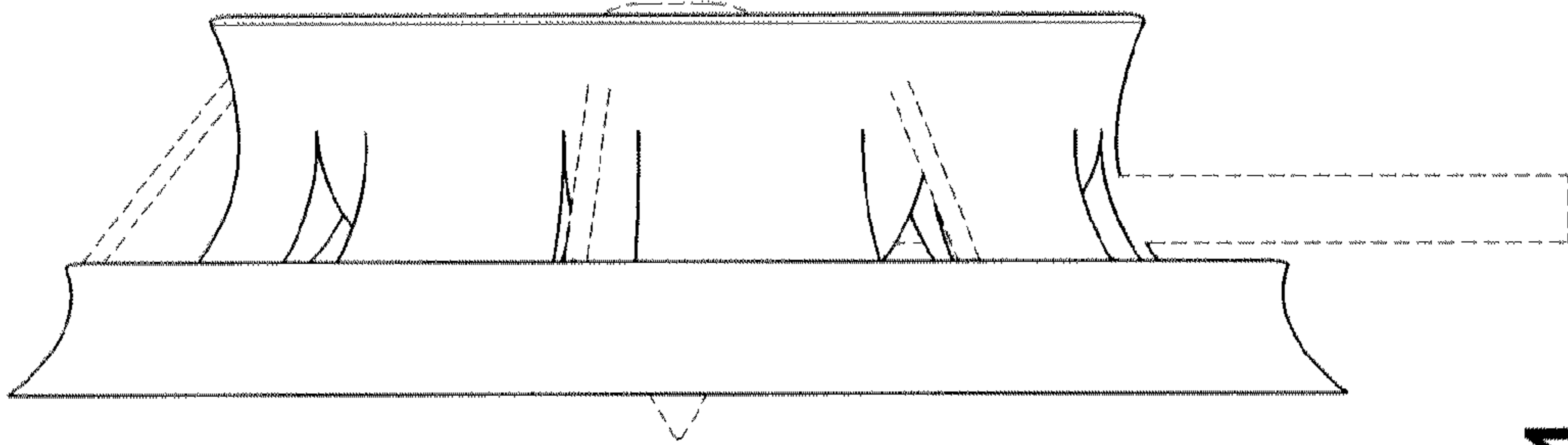


FIG. 4

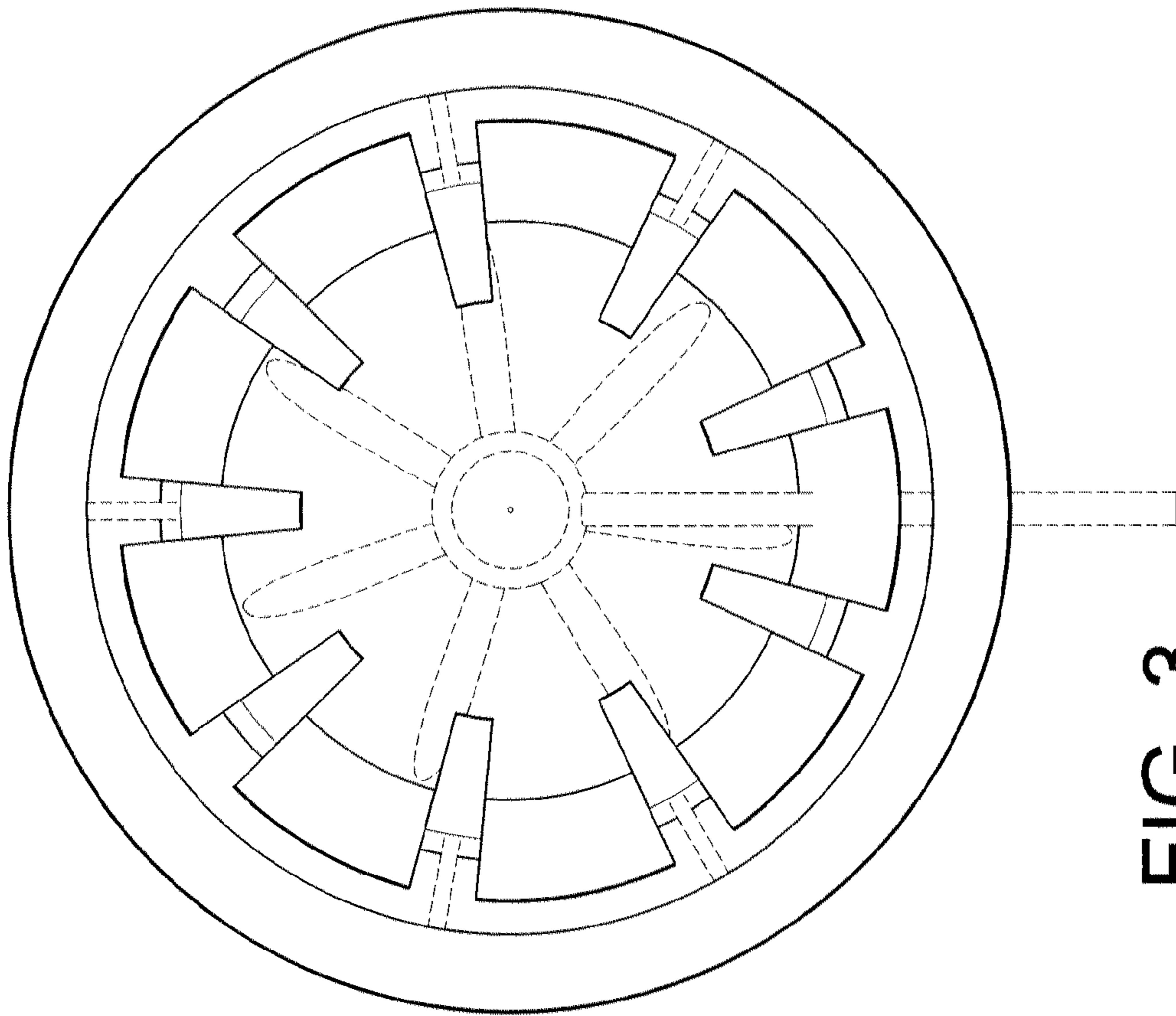


FIG. 3

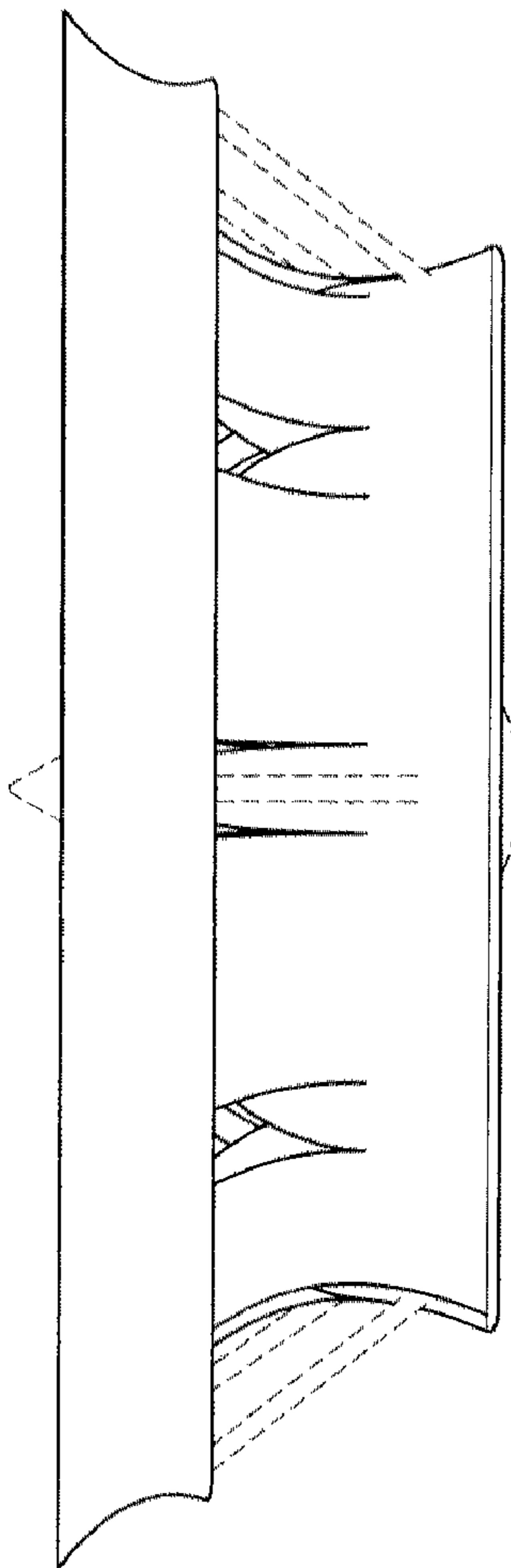


FIG. 5

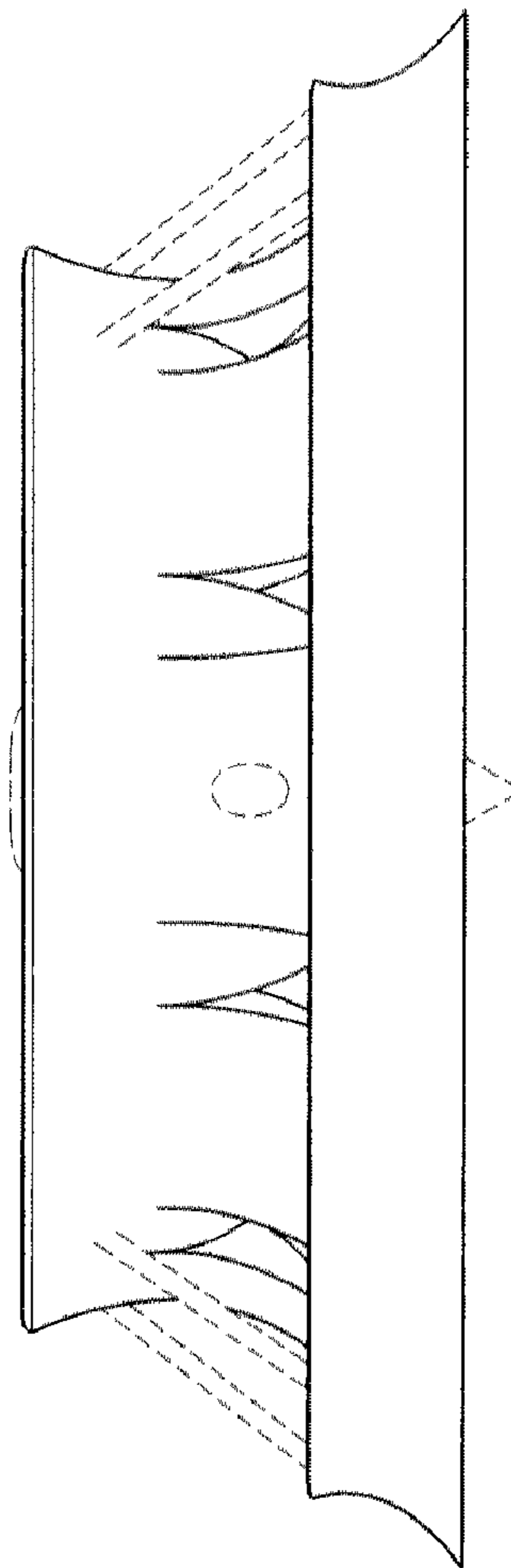


FIG. 6

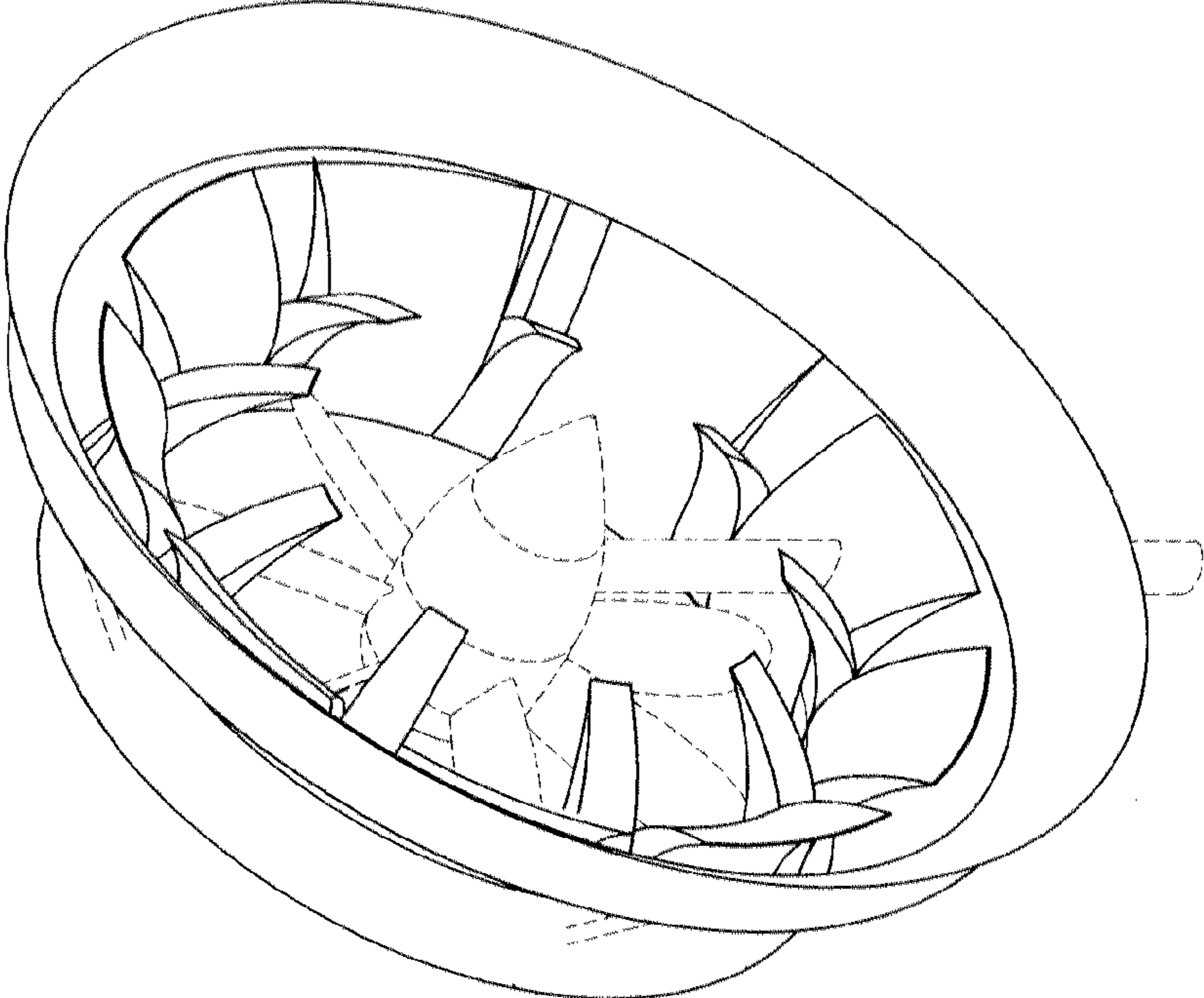


FIG. 7

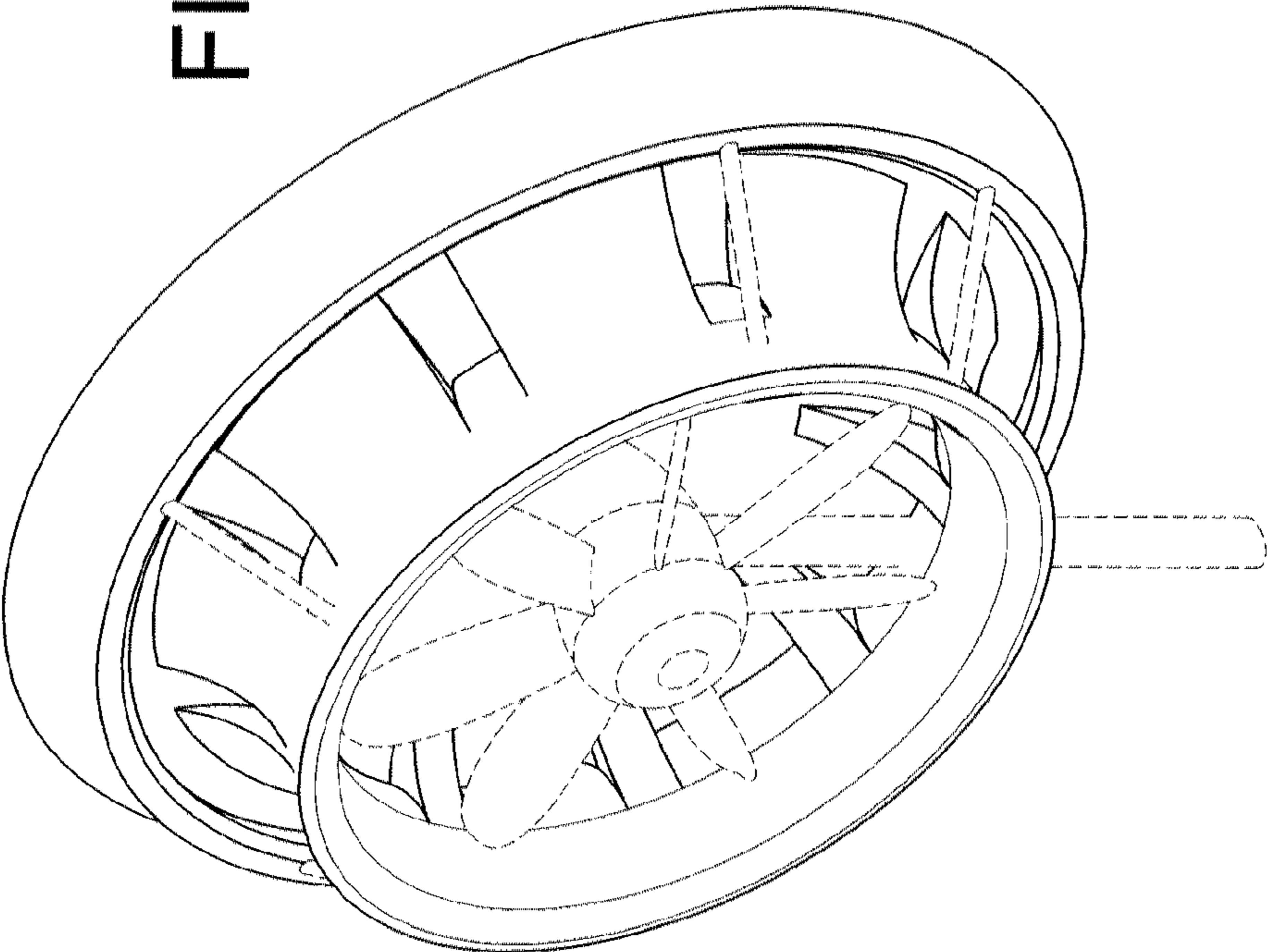


FIG. 8