

US00D665334S

(12) **United States Design Patent**
Lien

(10) **Patent No.:** **US D665,334 S**

(45) **Date of Patent:** **** Aug. 14, 2012**

(54) **FAST INSTALLABLE AND DETACHABLE
AUTOMOBILE SNOW COVER**

(75) Inventor: **Wen-Cheng Lien, Kaohsiung (TW)**

(73) Assignee: **Lucky Special Int'l Co., Ltd.,
Kaohsiung (TW)**

(**) Term: **14 Years**

(21) Appl. No.: **29/409,089**

(22) Filed: **Dec. 20, 2011**

Related U.S. Application Data

(63) Continuation-in-part of application No. 12/369,153,
filed on Feb. 11, 2009.

(51) **LOC (9) Cl.** **12-16**

(52) **U.S. Cl.** **D12/401**

(58) **Field of Classification Search** D12/401-405;
160/370.21, 370.22, 370.23; 150/158, 165-167;
296/136.01, 95.1, 84.1, 77.1; 224/328; 135/88.01,
135/88.1, 91, 93, 95; 280/770

See application file for complete search history.

(56) **References Cited**

U.S. PATENT DOCUMENTS

2,599,066	A	6/1952	Osborn	
3,184,264	A	5/1965	Ealey et al.	
3,263,736	A	8/1966	Macomson	
3,391,724	A	7/1968	Charlesworth	
4,202,396	A *	5/1980	Levy	160/107
4,635,993	A *	1/1987	Hooper et al.	296/95.1
4,903,748	A	2/1990	Foraker	
D310,195	S *	8/1990	Ruimi	D12/191
5,037,156	A	8/1991	Lundberg	

5,356,191	A	10/1994	Sheehan	
5,615,923	A	4/1997	Madison	
5,697,416	A	12/1997	Bock et al.	
D418,806	S *	1/2000	Roell	D12/401
6,267,431	B1 *	7/2001	Watkins	296/97.4
6,513,853	B2	2/2003	Langley	
6,578,900	B1	6/2003	Riportella	
D482,994	S *	12/2003	Hilton	D12/191
7,059,650	B1	6/2006	Wood	
D602,840	S *	10/2009	Swanston	D12/401
7,823,953	B2 *	11/2010	Haas	296/95.1
2009/0261614	A1	10/2009	Haas	

FOREIGN PATENT DOCUMENTS

CN 2827765 (Y) 10/2006

* cited by examiner

Primary Examiner — Caron D Veynar

Assistant Examiner — Katrina A Betton

(74) *Attorney, Agent, or Firm* — Muncy, Geissler, Olds &
Lowe, PLLC

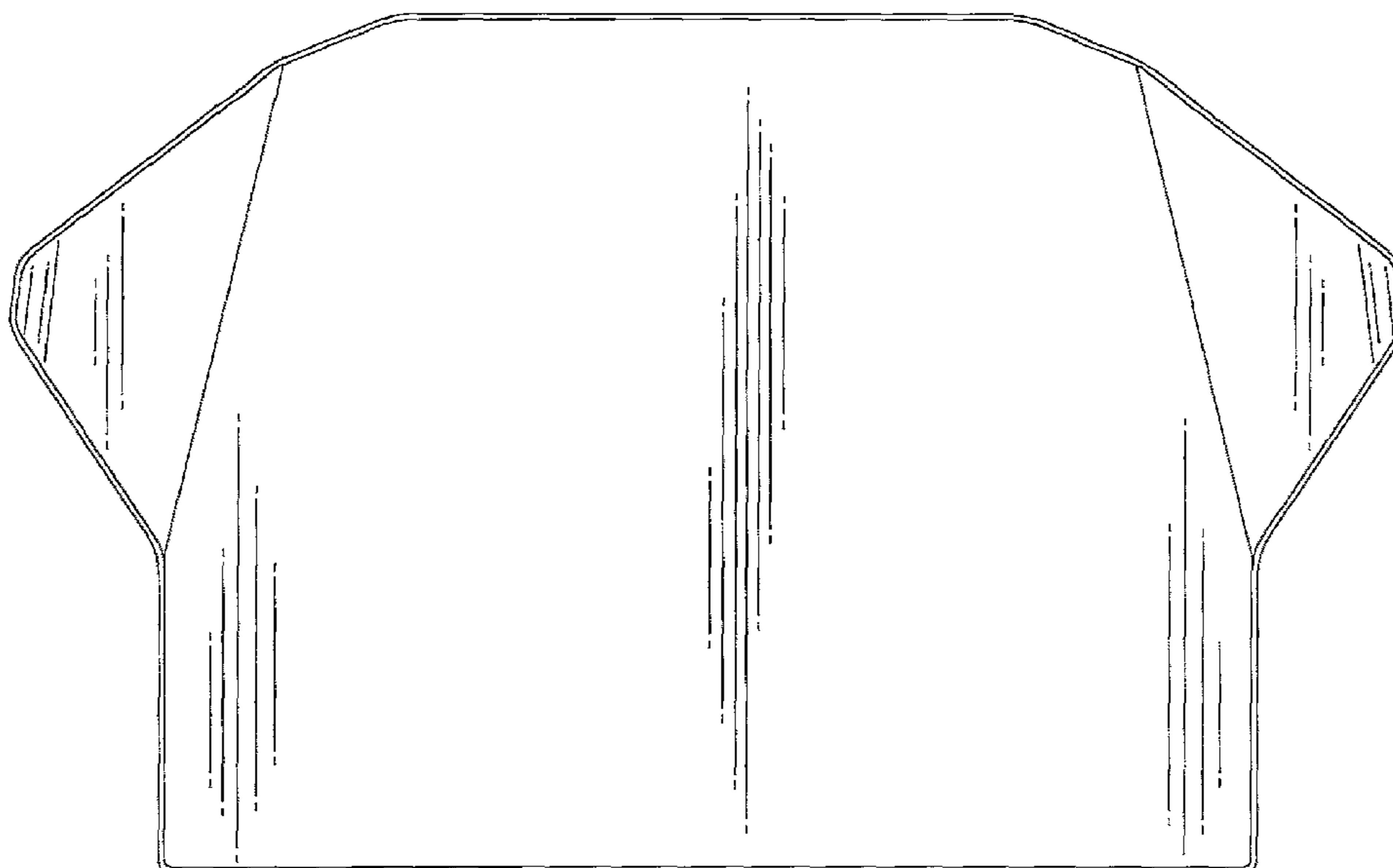
(57) **CLAIM**

The ornamental design for “fast installable and detachable automobile snow cover,” as shown and described.

DESCRIPTION

FIG. 1 is a perspective view of “fast installable and detachable automobile snow cover” showing my new design thereof; FIG. 2 shows that a front side elevation view thereof; FIG. 3 is a rear perspective view; FIG. 4 is a left side elevation view thereof; FIG. 5 is a right side view thereof; FIG. 6 is a top view thereof; FIG. 7 is a bottom plan view thereof; and, FIG. 8 is another rear perspective view thereof.

1 Claim, 8 Drawing Sheets



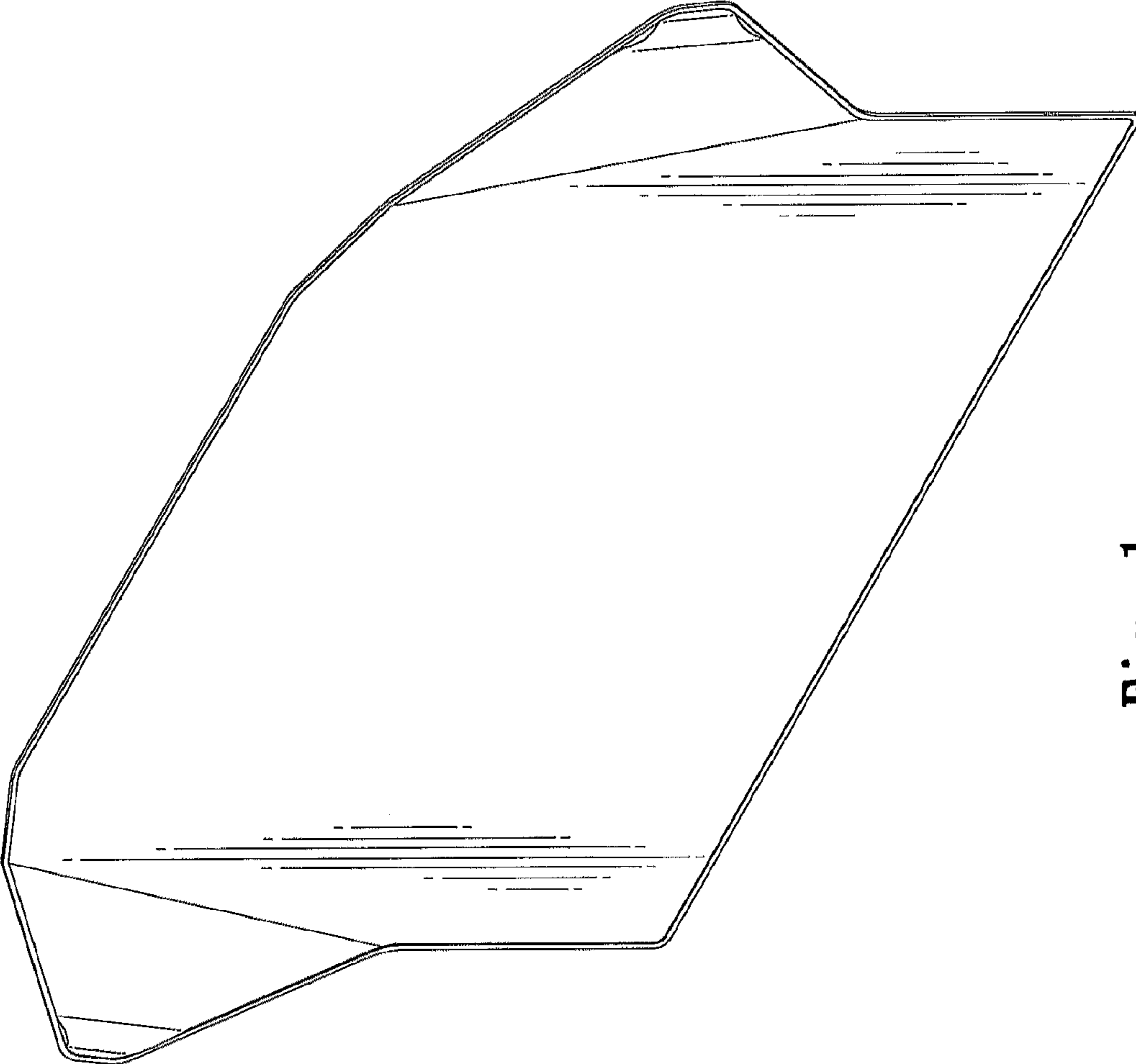


Fig. 1




Fig. 2

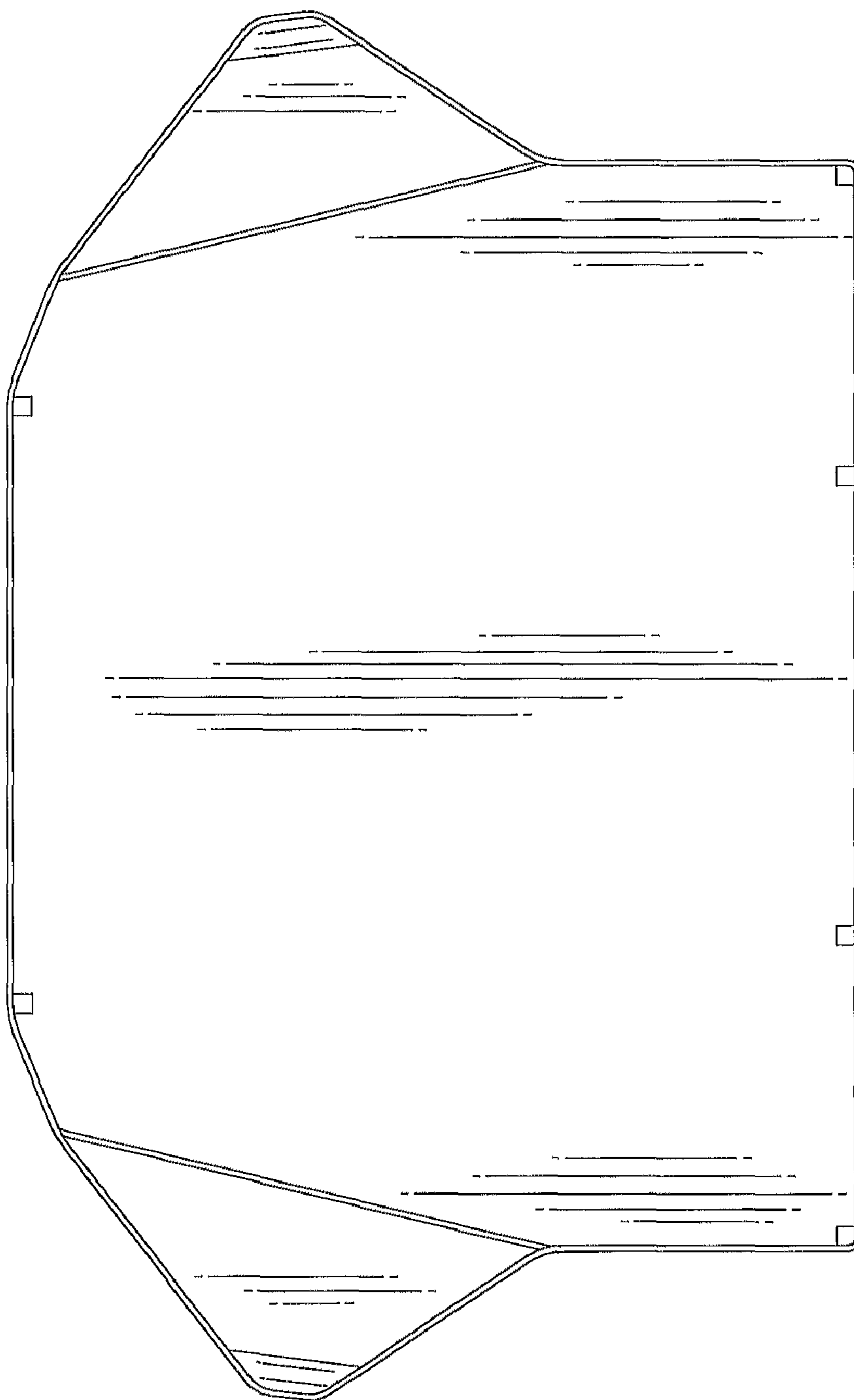


Fig. 3




Fig. 4




Fig. 5



Fig. 6



Fig. 7

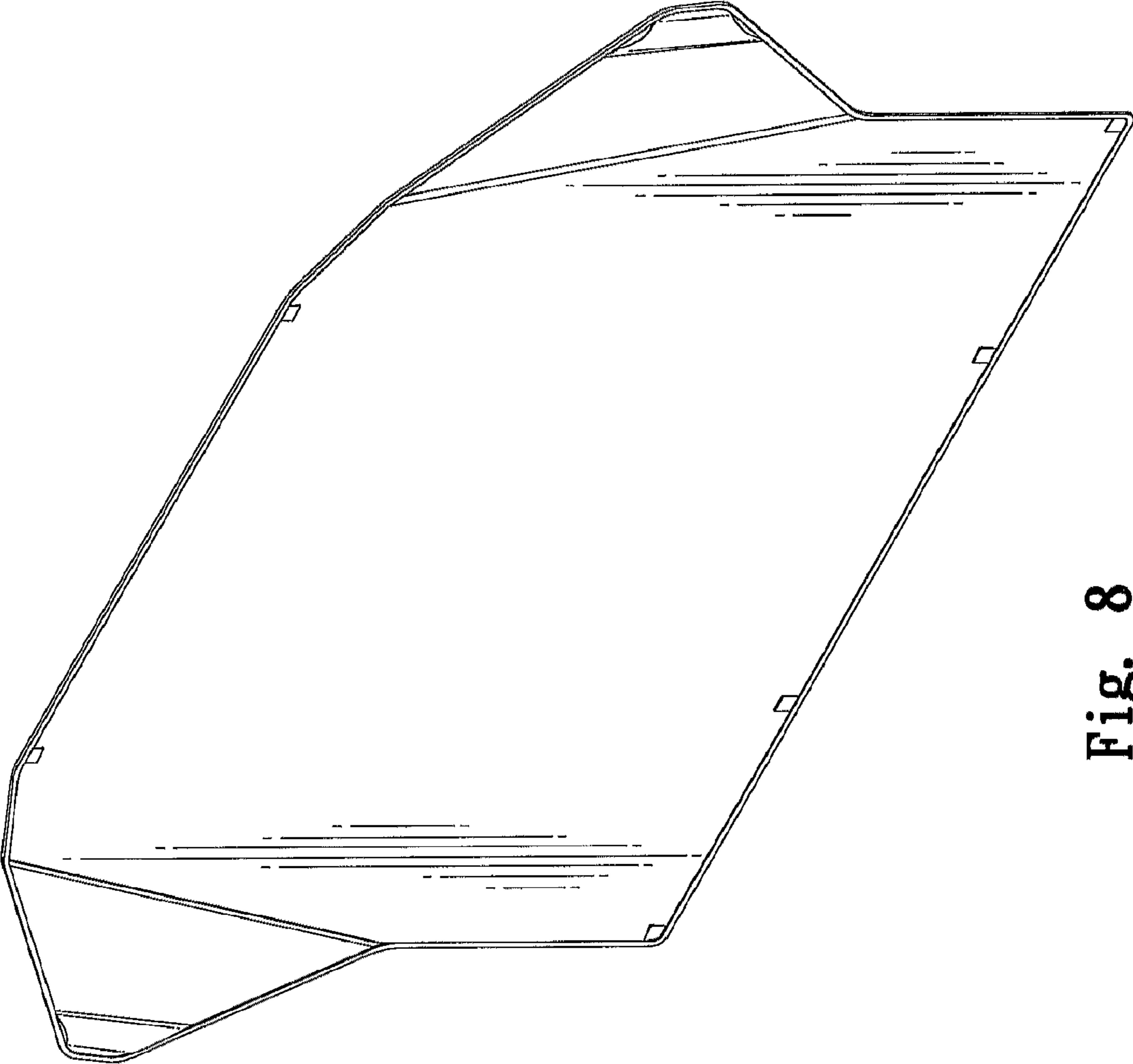


Fig. 8