



US00D665332S

(12) **United States Design Patent**  
**Vicente et al.**

(10) **Patent No.:** **US D665,332 S**

(45) **Date of Patent:** **\*\* Aug. 14, 2012**

(54) **AIRCRAFT**

(75) Inventors: **Paulo Jorge Pires Vicente**, Chainça (PT); **Cassiano Dos Santos Rodrigues**, Oporto (PT)

(73) Assignee: **Nortavia—Transportes Aereos S.A.**, Vermoim Maia (PT)

(\*\*) Term: **14 Years**

(21) Appl. No.: **29/406,947**

(22) Filed: **Nov. 21, 2011**

(51) **LOC (9) Cl.** ..... **12-07**

(52) **U.S. Cl.** ..... **D12/319; D12/323**

(58) **Field of Classification Search** ..... D12/327, D12/326, 328, 329, 330, 319, 343, 324, 323; 244/96, 29, 26, 25, 17.17, 116, 115; D23/377; D21/827, 583, 558, 453, 442, 440

See application file for complete search history.

(56) **References Cited**

**U.S. PATENT DOCUMENTS**

1,957,149	A *	5/1934	Ochmichen	.....	244/26
2,081,381	A *	5/1937	Oehmichen	.....	244/17.17
D217,076	S *	3/1970	Dubreuil	.....	D12/324
4,272,042	A *	6/1981	Slater	.....	244/115
D280,194	S *	8/1985	Bothe	.....	D12/323

D288,216	S *	2/1987	Jensen	.....	D21/440
D424,508	S *	5/2000	Hankinson et al.	.....	D12/323
6,880,783	B2 *	4/2005	Munk	.....	244/25
D583,294	S *	12/2008	Balaskovic	.....	D12/319
D630,155	S *	1/2011	Buckley	.....	D12/323
7,866,601	B2 *	1/2011	Balaskovic	.....	244/96
7,891,603	B2 *	2/2011	Voorhees	.....	244/29
8,070,096	B2 *	12/2011	Wood et al.	.....	244/116
2002/0003189	A1 *	1/2002	Kuenkler	.....	244/26

\* cited by examiner

*Primary Examiner* — Austin Murphy

(57) **CLAIM**

We claim the ornamental design of an aircraft, as shown and described herein.

**DESCRIPTION**

Portions of the disclosure of this patent document contain material that is subject to copyright protection. The copyright owner has no objection to the facsimile reproduction by anyone of the patent document or the patent disclosure as it appears in the Patent and Trademark Office file or records, but otherwise reserves all copyright rights whatsoever.

FIG. 1 is a front view of the aircraft showing our new design;

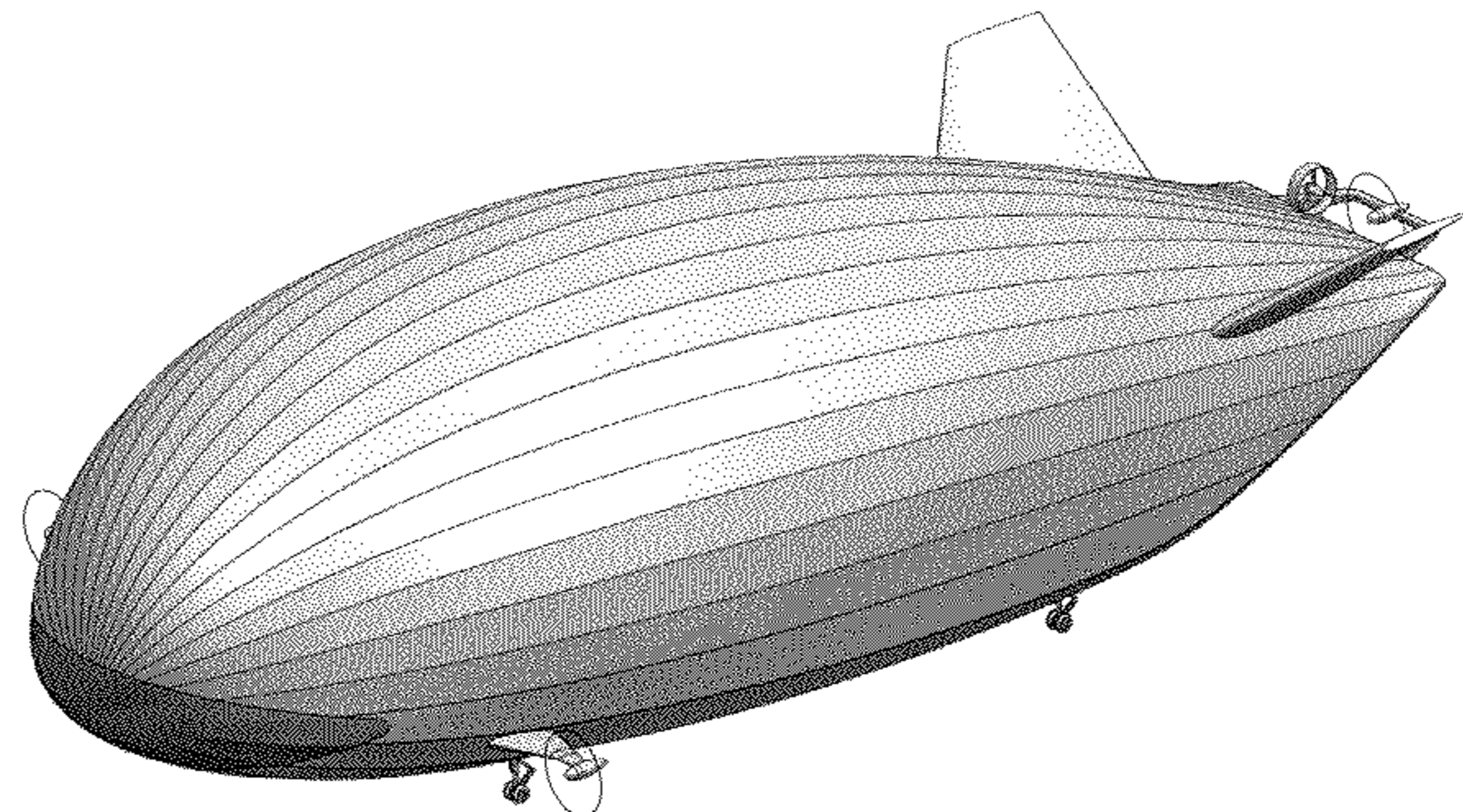
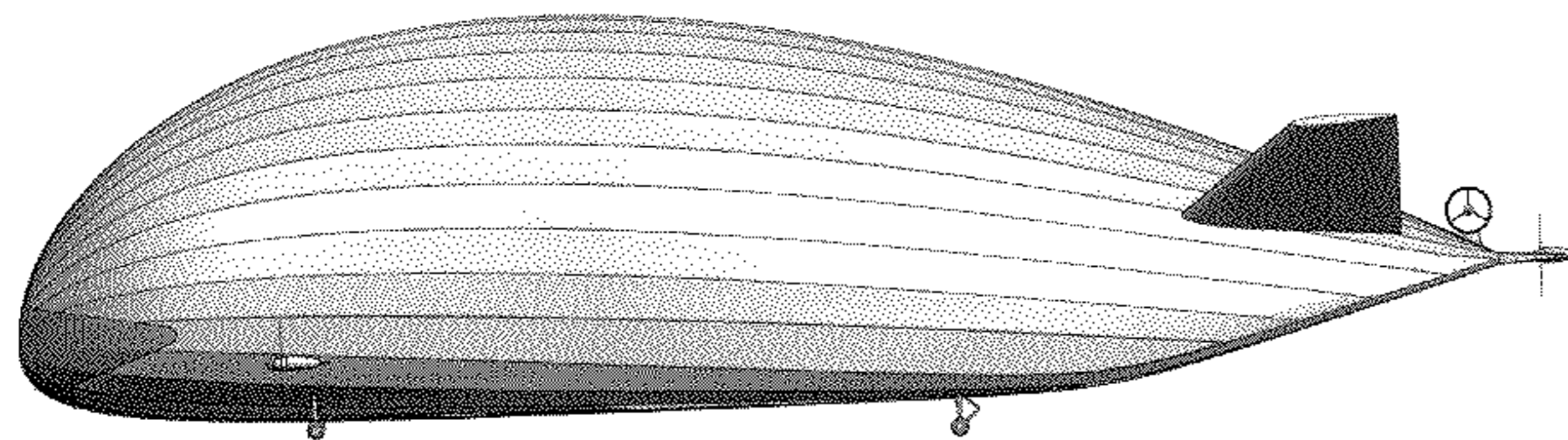
FIG. 2 is a top view thereof;

FIG. 3 is a side view thereof;

FIG. 4 is a top and front perspective view thereof; and,

FIG. 5 is a top and rear perspective view thereof.

**1 Claim, 5 Drawing Sheets**



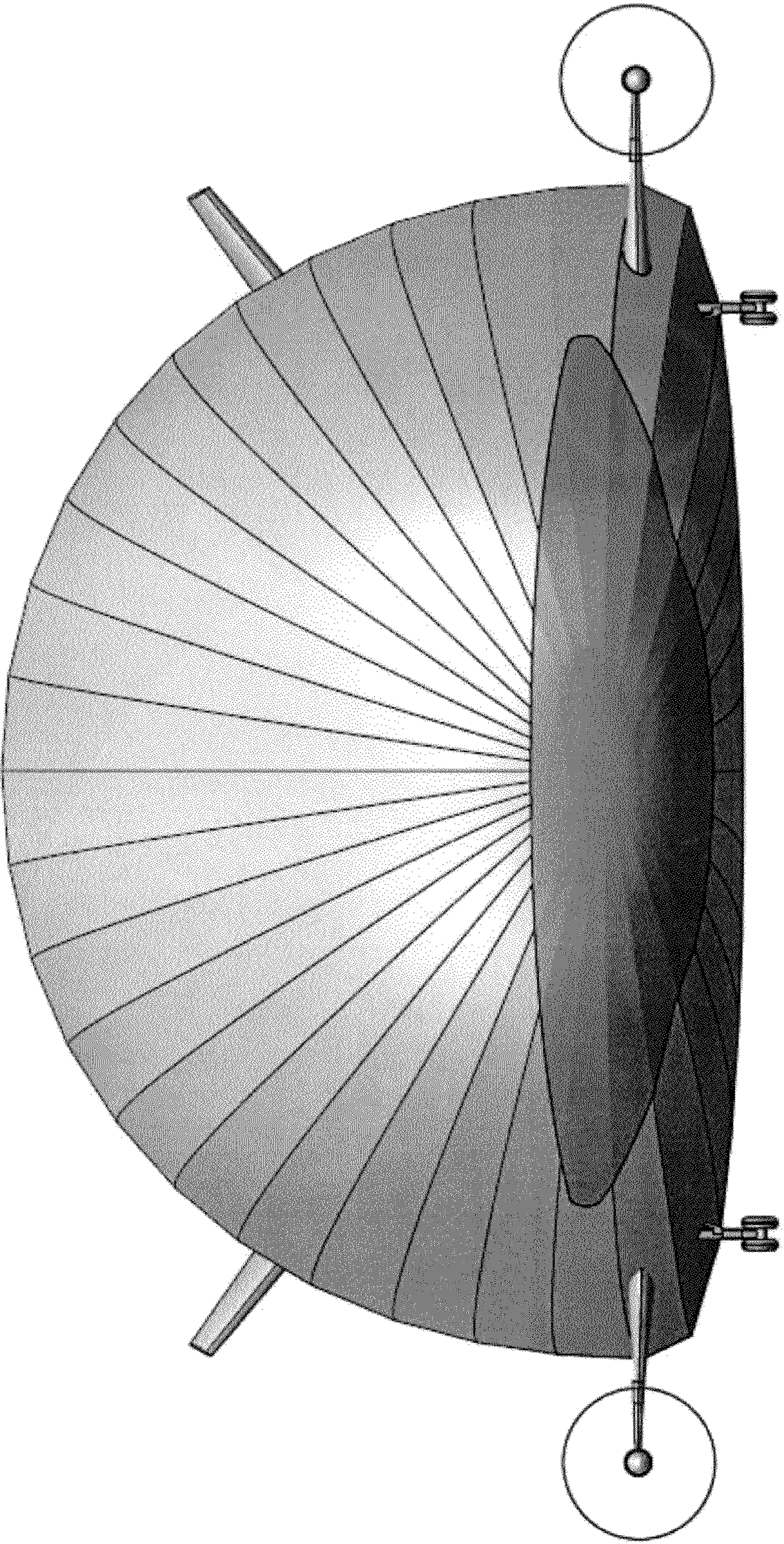


FIG. 1

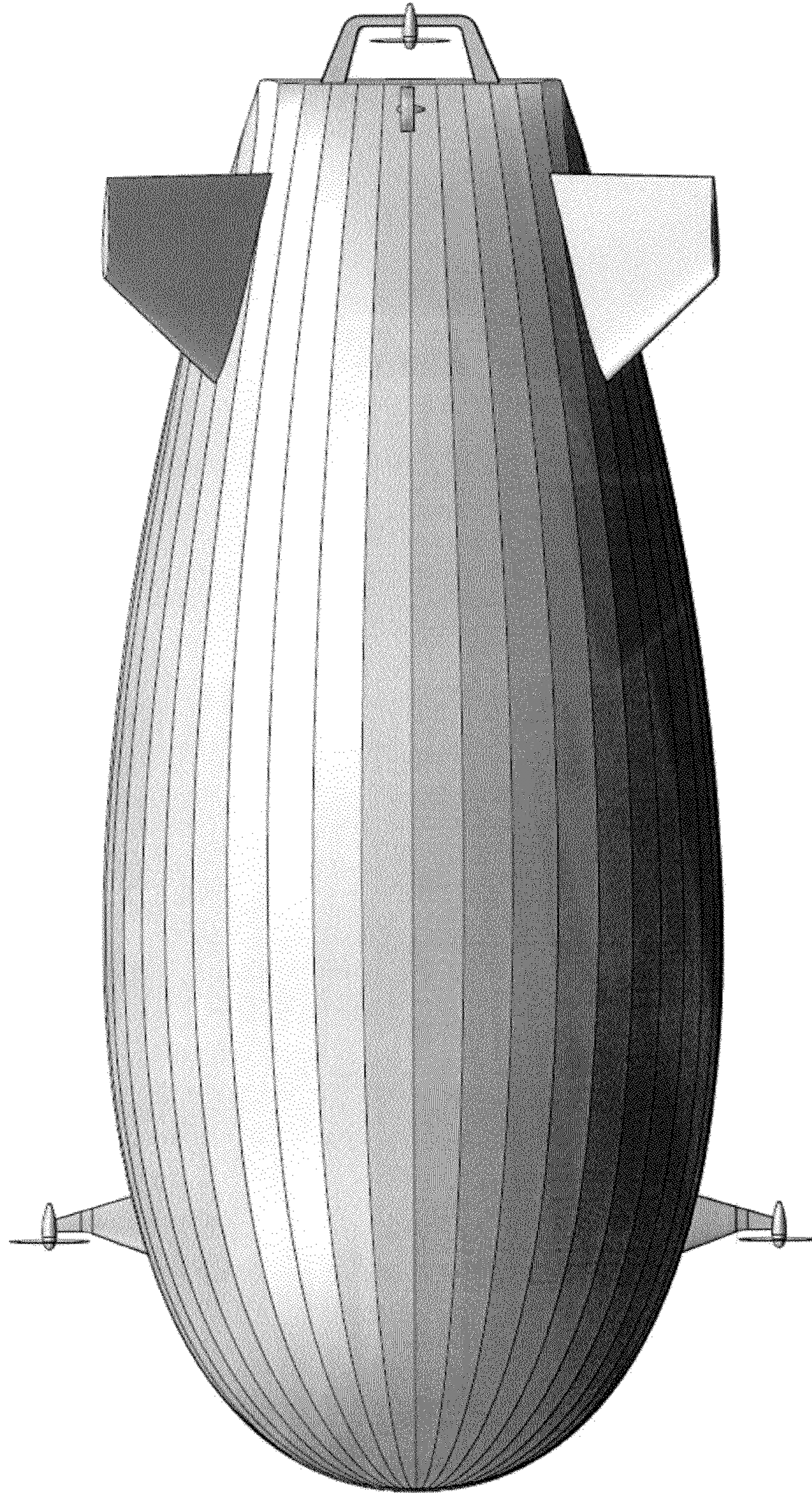


FIG. 2

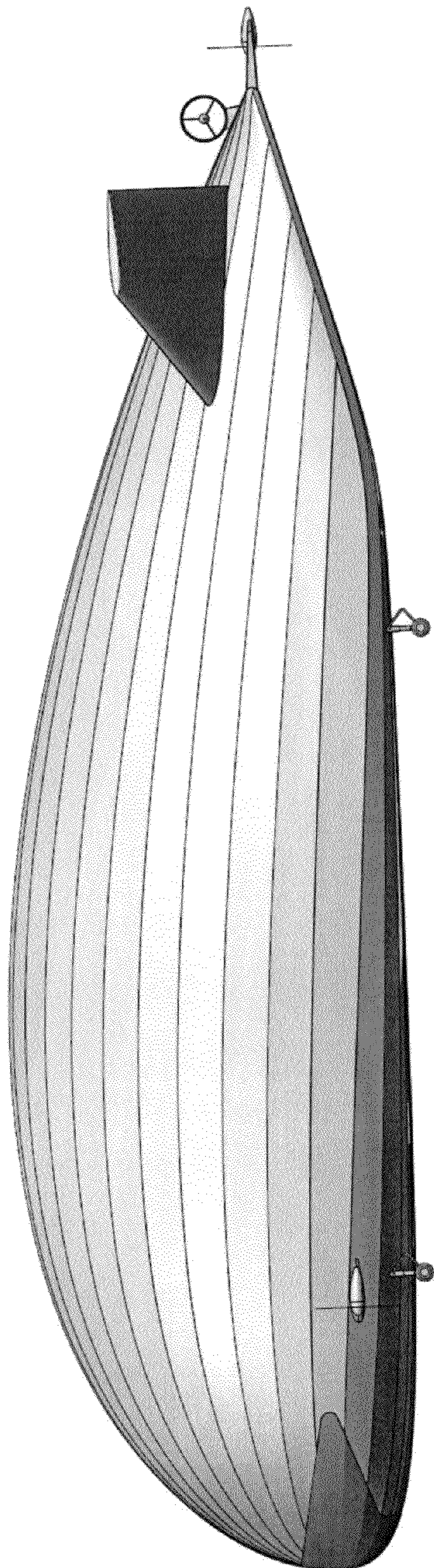


FIG. 3

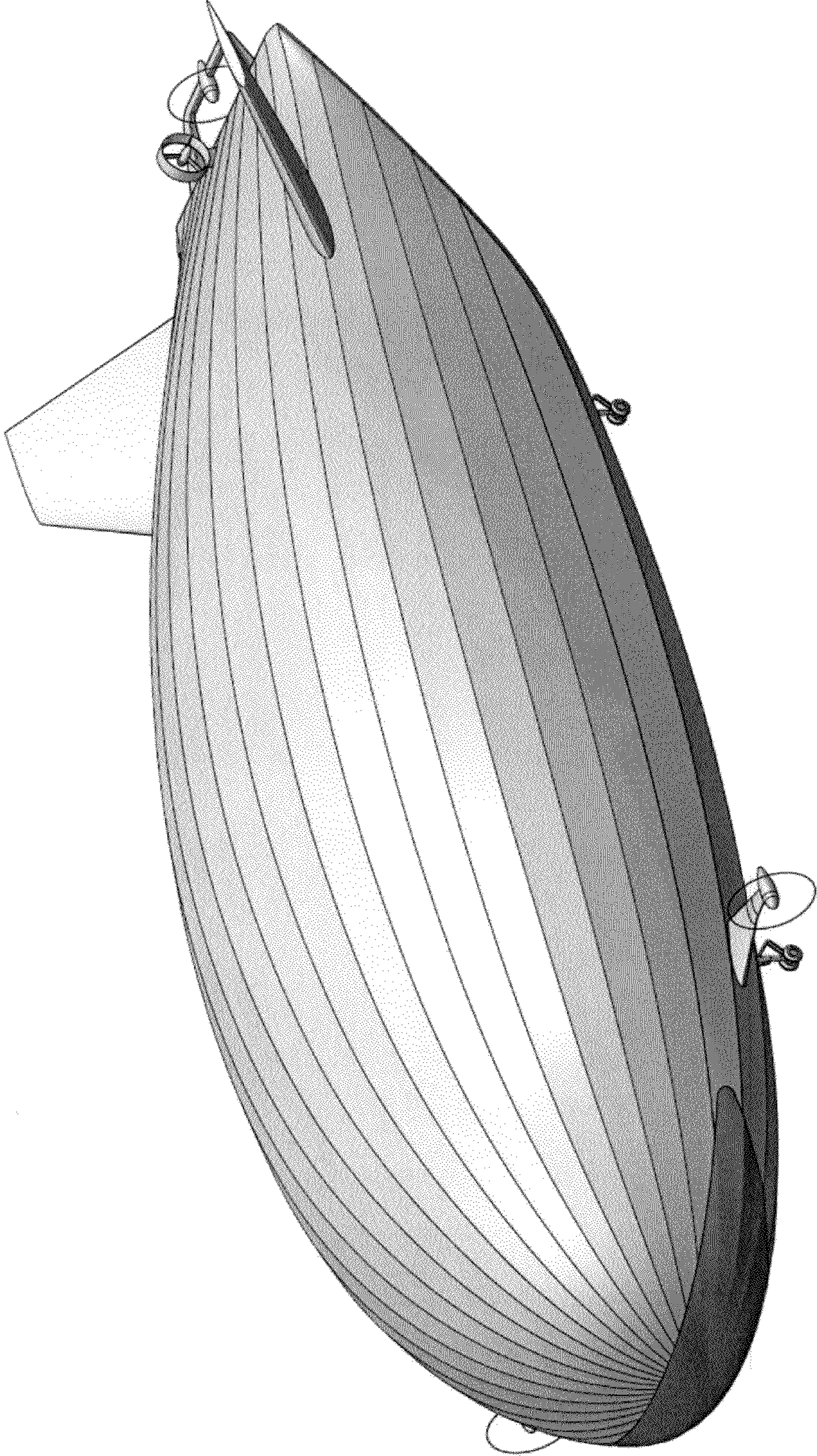


FIG. 4




FIG. 5