



US00D665318S

(12) **United States Design Patent**  
**Eskandry**

(10) **Patent No.:** **US D665,318 S**  
(45) **Date of Patent:** **\*\* Aug. 14, 2012**

(54) **COLLAPSIBLE AUTOMOBILE WINDOW SHADE**

(76) Inventor: **Ezra D. Eskandry**, Aventura, FL (US)

(\*\*) Term: **14 Years**

(21) Appl. No.: **29/376,717**

(22) Filed: **Oct. 11, 2010**

(51) **LOC (9) Cl.** ..... **12-08**

(52) **U.S. Cl.** ..... **D12/183**

(58) **Field of Classification Search** ..... D12/183,  
D12/181, 19, 400-401; D25/53; 160/105,  
160/370.21, DIG. 2, DIG. 3, 368.1; 280/749;  
296/97.1, 97.7

See application file for complete search history.

(56) **References Cited**

**U.S. PATENT DOCUMENTS**

4,815,784 A \* 3/1989 Zheng ..... 296/97.7  
(Continued)

*Primary Examiner* — Michael A Pratt

(74) *Attorney, Agent, or Firm* — Robert C. Kain, Jr.

(57) **CLAIM**

I claim the ornamental design for a collapsible automobile window shade, as shown and described.

**DESCRIPTION**

FIG. 1 is a front view of the collapsible automobile window shade in a fully extended mode.

FIG. 2 is a rear view of the collapsible automobile window shade in a fully extended mode shown in FIG. 1.

FIG. 3 is a left side view of the collapsible automobile window shade in a fully extended mode shown in FIG. 1.

FIG. 4 is a right side view of the collapsible automobile window shade in a fully extended mode shown in FIG. 1.

FIG. 5 is a top view of the collapsible automobile window shade in a fully extended mode shown in FIG. 1.

FIG. 6 is a bottom view of the collapsible automobile window shade in a fully extended mode shown in FIG. 1.

FIG. 7 is a front view of the collapsible automobile window shade in a partially extended mode.

FIG. 8 is a rear view of the collapsible automobile window shade in a partially extended mode shown in FIG. 7.

FIG. 9 is a left side view of the collapsible automobile window shade in a partially extended mode shown in FIG. 7.

FIG. 10 is a right side view of the collapsible automobile window shade in a partially extended mode shown in FIG. 7.

FIG. 11 is a top view of the collapsible automobile window shade in a partially extended mode shown in FIG. 7.

FIG. 12 is a bottom view of the collapsible automobile window shade in a partially extended mode shown in FIG. 7.

FIG. 13 is a front view of the collapsible automobile window shade in a fully collapsed mode.

FIG. 14 is a rear view of the collapsible automobile window shade in a fully collapsed mode shown in FIG. 13.

FIG. 15 is a left side view of the collapsible automobile window shade in a fully collapsed mode shown in FIG. 13.

FIG. 16 is a right side view of the collapsible automobile window shade in a fully collapsed mode shown in FIG. 13.

FIG. 17 is a top view of the collapsible automobile window shade in a fully collapsed mode shown in FIG. 13; and,

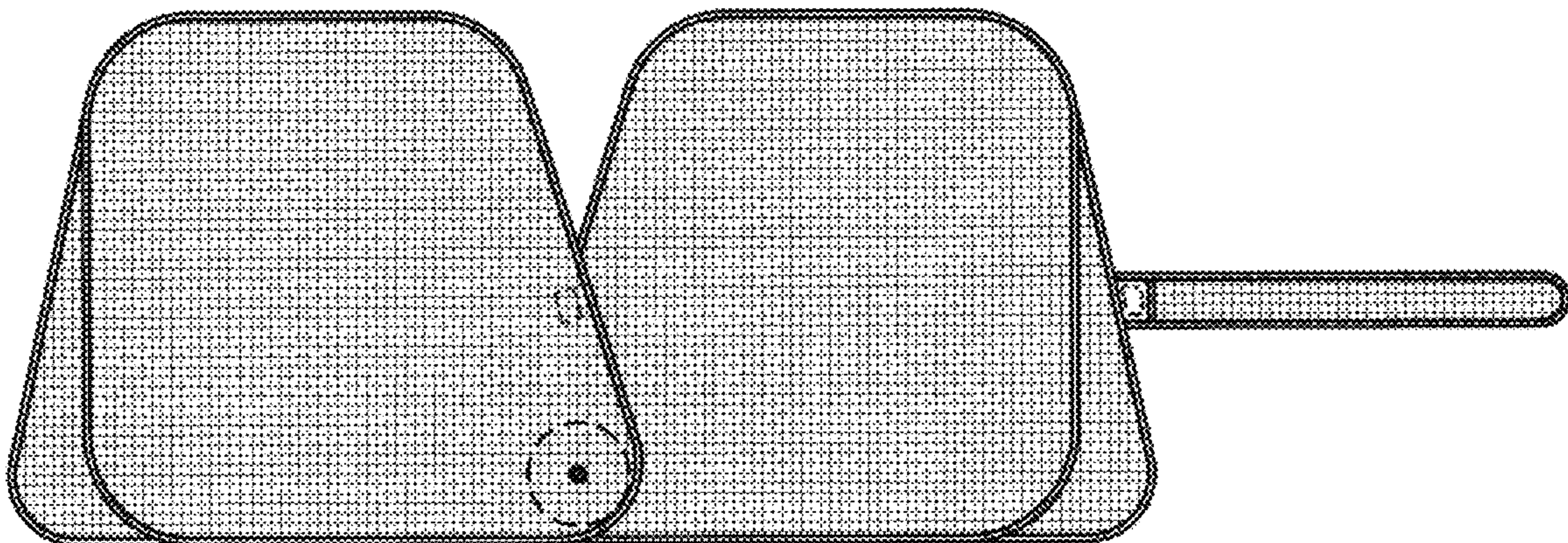
FIG. 18 is a bottom view of the collapsible automobile window shade in a fully collapsed mode shown in FIG. 13.

The circular broken lines in FIG. 8 is a seam and the broken perimeter lines in FIGS. 1, 2, 7, 8, 13, 14, 15 and 16 are seams.

The broken lines in the interior areas of FIGS. 1-4, 7-10, 13, 15, 17 and 18 are not part of the claimed design.

The shading in the Figures depict the colors black and silver.

**1 Claim, 16 Drawing Sheets**



# US D665,318 S

Page 2

---

## U.S. PATENT DOCUMENTS

5,411,046 A *	5/1995	Wan	.....	135/126	7,246,630 B1 *	7/2007	Ransom et al.	.....	135/90
D369,998 S	5/1996	Eskandry	.....	D12/191	D548,155 S	8/2007	Eskandry	.....	D12/191
D375,928 S *	11/1996	Wang	.....	D12/191	7,252,106 B2 *	8/2007	Conforti	.....	135/117
5,628,357 A *	5/1997	Hwang	.....	160/370.21	D550,963 S	9/2007	Eskandry	.....	D3/307
D431,510 S	10/2000	Eskandry	.....	D12/191	D554,570 S	11/2007	Eskandry	.....	D12/191
6,170,100 B1 *	1/2001	Le Gette et al.	.....	5/417	2006/0278352 A1 *	12/2006	Huang	.....	160/370.21
D444,749 S	7/2001	Eskandry	.....	D12/191	2011/0099692 A1 *	5/2011	Essex	.....	2/184.5
D534,844 S	1/2007	Eskandry	.....	D12/177					

\* cited by examiner



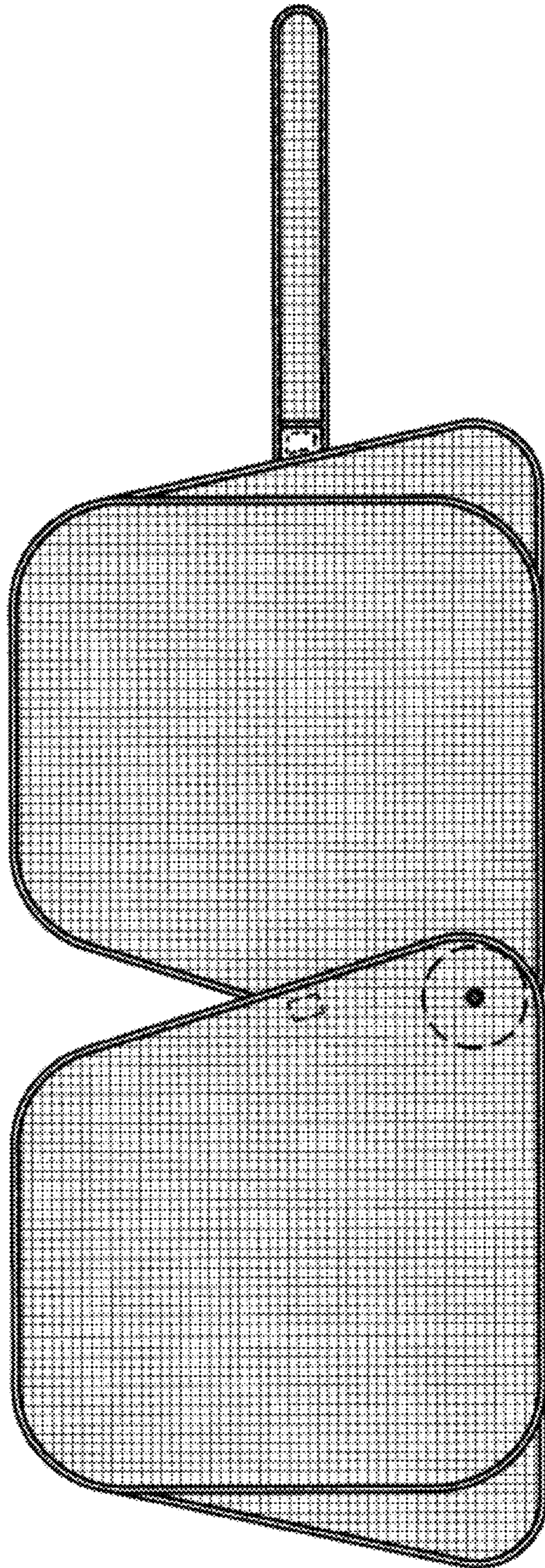


FIG. 1



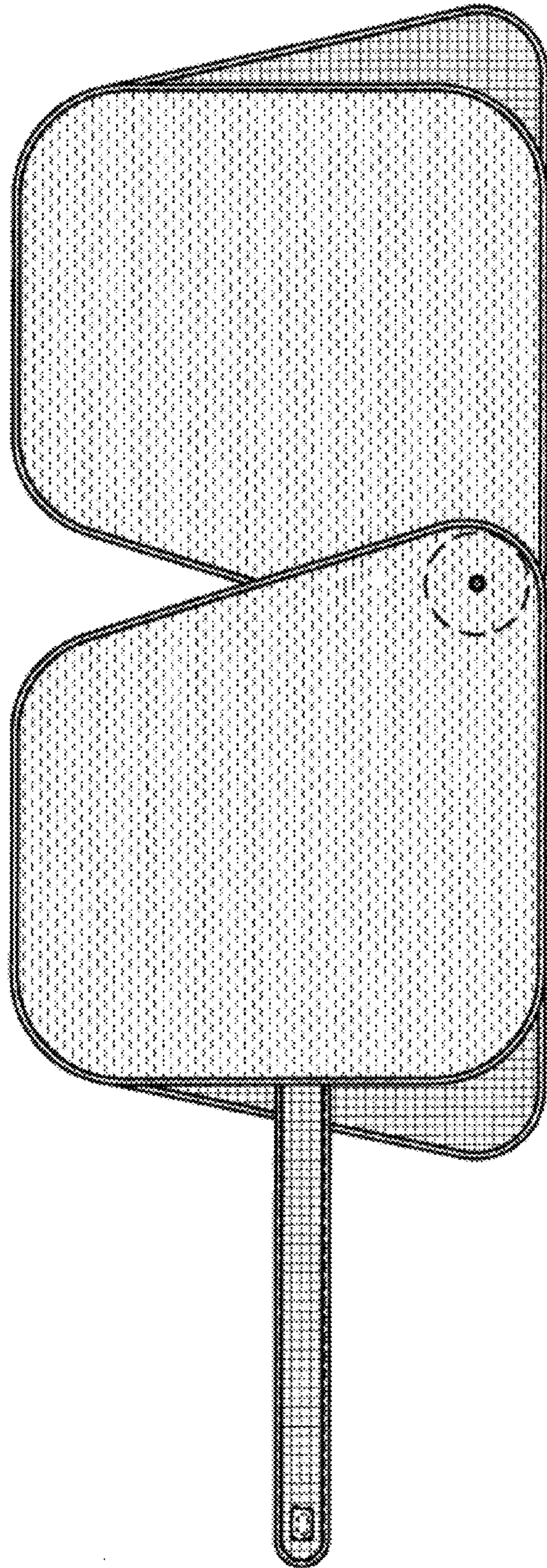


FIG.2



FIG. 3

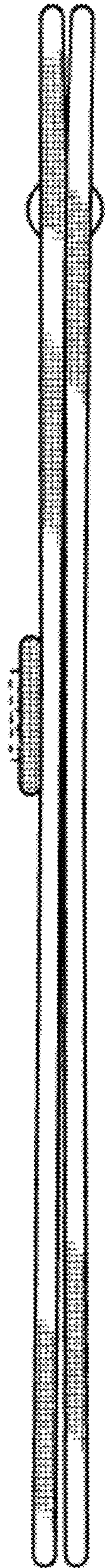


FIG. 4






FIG. 5

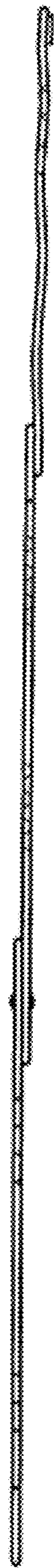


FIG. 6

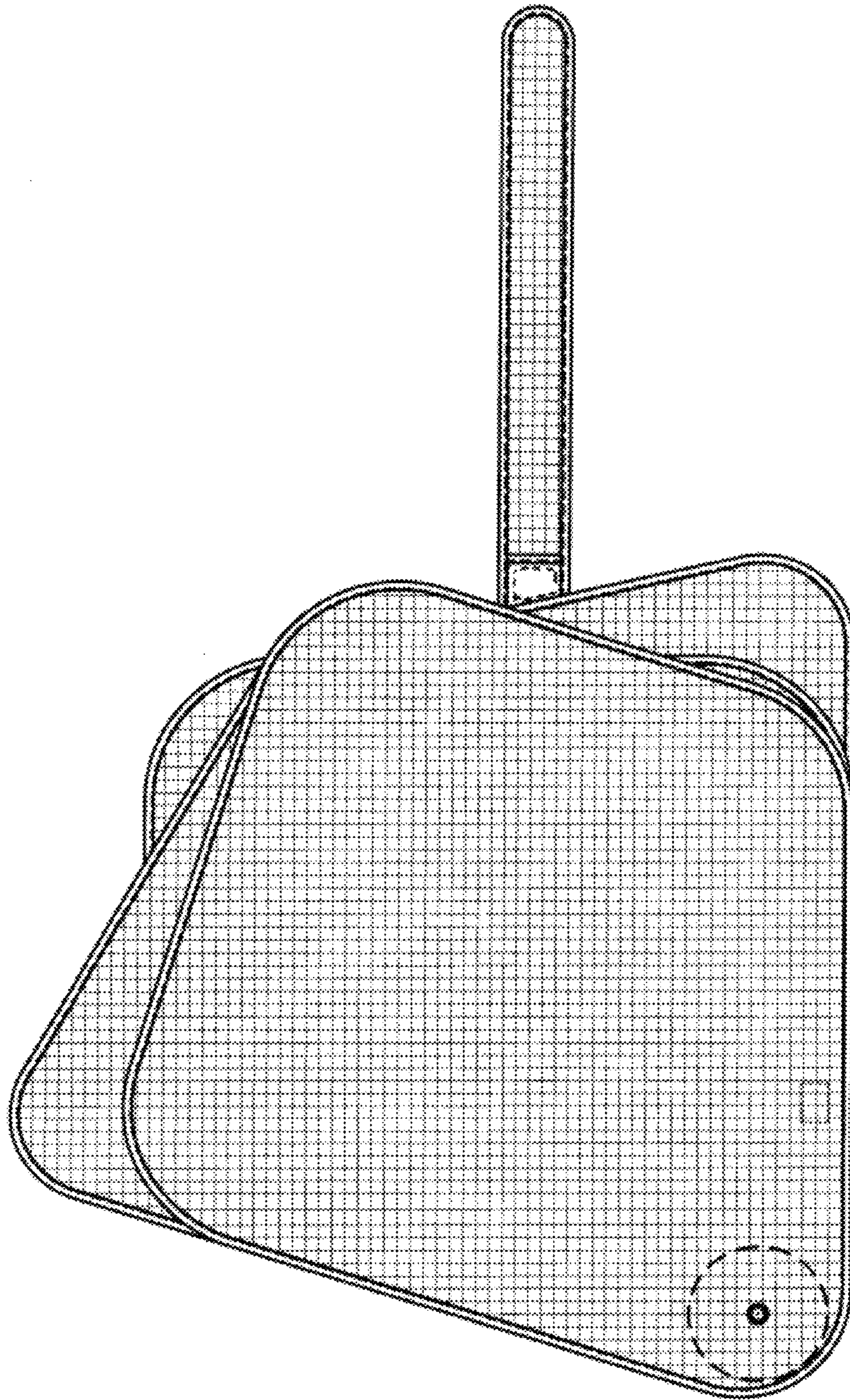


FIG.7



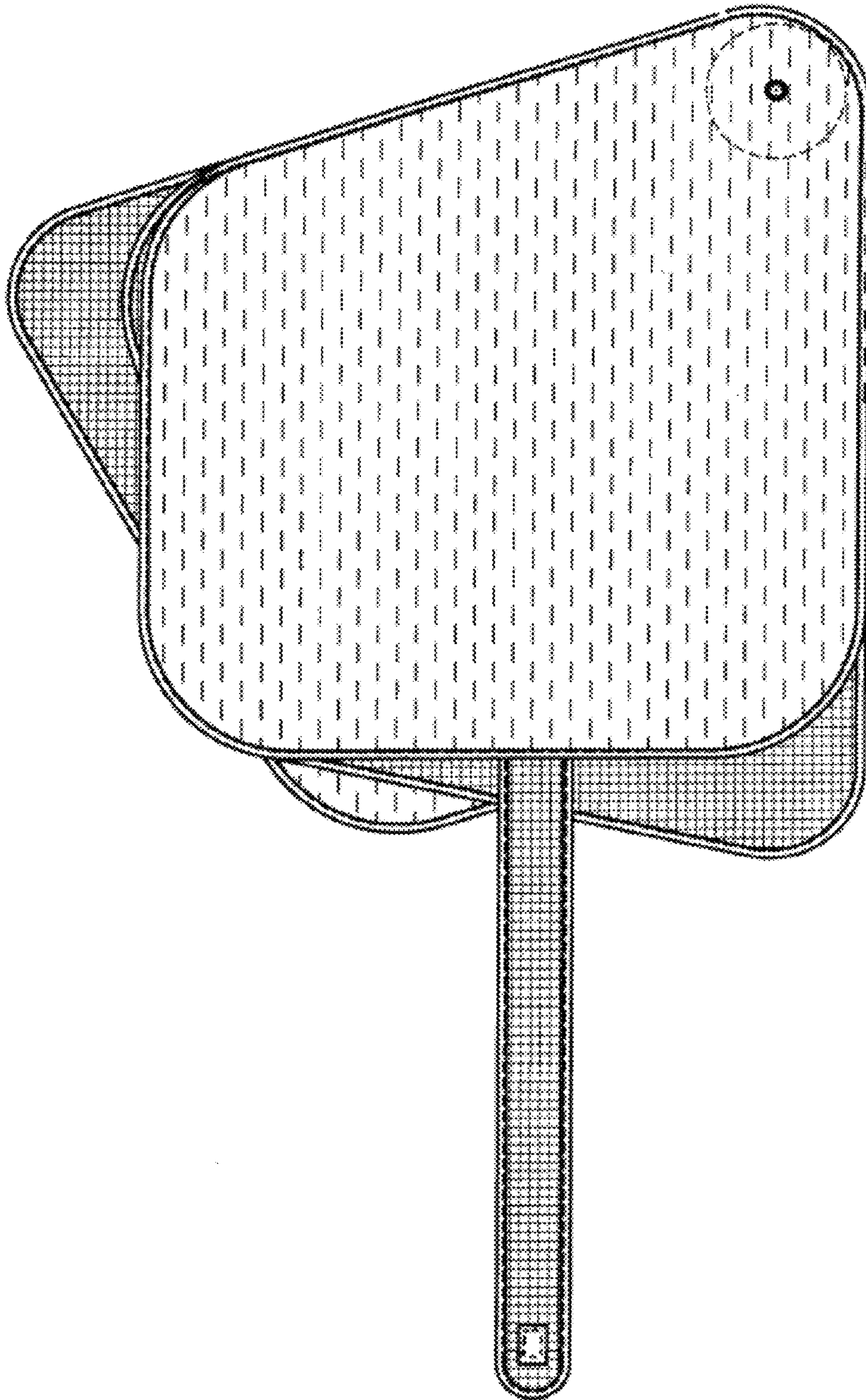


FIG. 8




FIG. 9



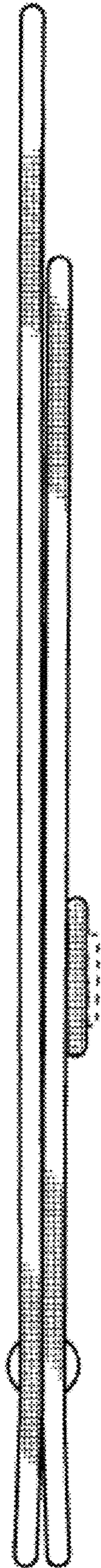


FIG.10




FIG.11




FIG.12



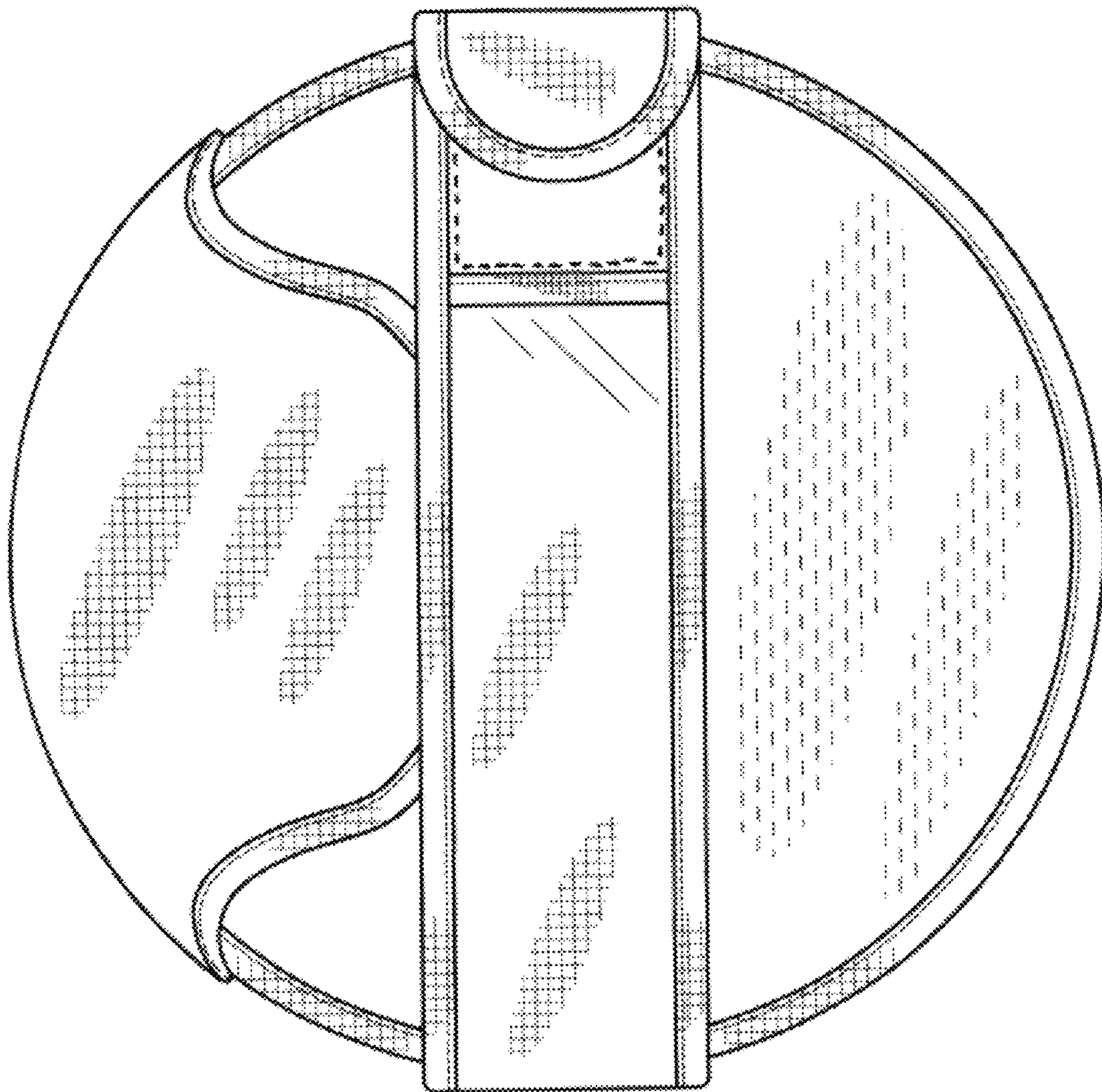


FIG. 13

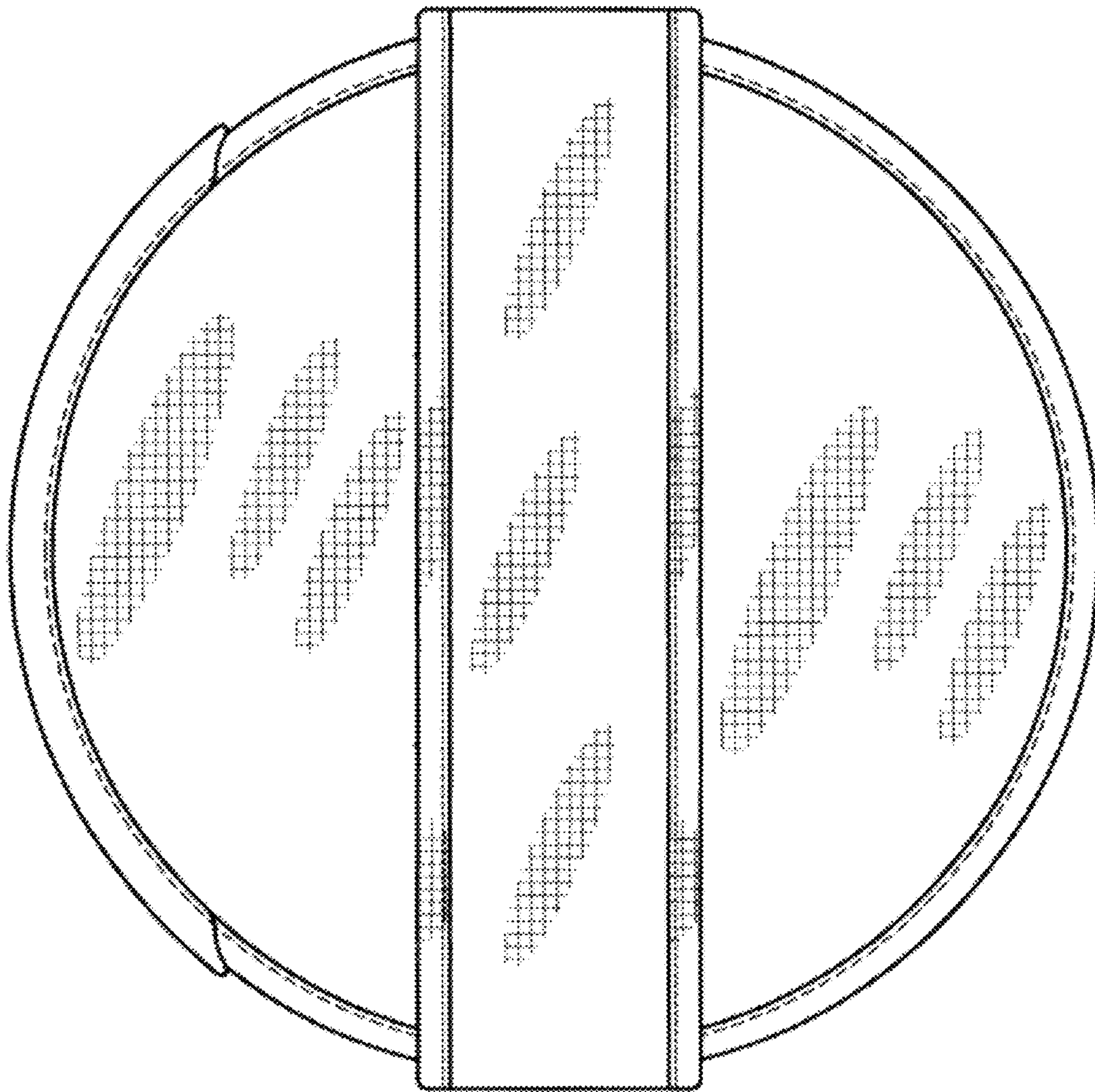


FIG. 14






FIG. 15

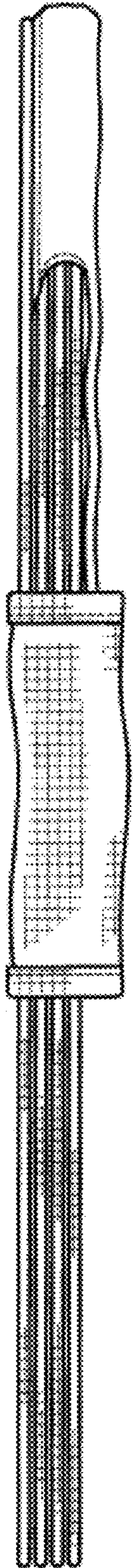


FIG.16





FIG.17




FIG.18