



US00D665315S

(12) **United States Design Patent**  
**Matsuno et al.**

(10) **Patent No.:** **US D665,315 S**  
(45) **Date of Patent:** **\*\* Aug. 14, 2012**

(54) **FRONT GRILL FOR AN AUTOMOBILE**

(75) Inventors: **Keisuke Matsuno**, Kariya (JP); **Eiji Sakaba**, Kariya (JP)

(73) Assignee: **Toyota Jidosha Kabushiki Kaisha**, Toyota-shi (JP)

(\*\*) Term: **14 Years**

(21) Appl. No.: **29/413,895**

(22) Filed: **Feb. 22, 2012**

**Related U.S. Application Data**

(62) Division of application No. 29/388,648, filed on Mar. 31, 2011.

(51) **LOC (9) Cl.** ..... **12-16**

(52) **U.S. Cl.** ..... **D12/163**

(58) **Field of Classification Search** ..... D12/163,  
D12/196, 171, 169, 216, 90-92, 86; 180/68.1,  
180/68.6; 296/193.11

See application file for complete search history.

(56) **References Cited**

**U.S. PATENT DOCUMENTS**

D475,329 S	6/2003	Okumoto et al.	
D518,422 S *	4/2006	Nakamura	D12/163
D531,938 S *	11/2006	Okamura	D12/163
D534,104 S *	12/2006	Miyata et al.	D12/163
D562,741 S *	2/2008	Matsumoto et al.	D12/163
D579,829 S *	11/2008	Hokao et al.	D12/163
D592,563 S *	5/2009	Asakura et al.	D12/163
D597,452 S *	8/2009	Nakajima et al.	D12/163
D608,256 S *	1/2010	Roller	D12/163

D614,543 S *	4/2010	Kitazumi et al.	D12/163
D616,341 S	5/2010	Fukui et al.	
D625,670 S *	10/2010	Roller et al.	D12/163
D630,975 S *	1/2011	Sperling et al.	D12/163
D631,801 S	2/2011	Sperling et al.	
D636,302 S *	4/2011	Kido et al.	D12/163
D637,531 S *	5/2011	Miyazawa	D12/163
D651,141 S *	12/2011	Tachibana	D12/163

**OTHER PUBLICATIONS**

Lexus HS 250h; <http://www.netcarshow.com/lexus/>; mfg. Toyota; 2009.

Acura RL; <http://www.netcarshow.com/acura/>; mfg. Acura; 2009.

\* cited by examiner

*Primary Examiner* — Melody N Brown

(74) *Attorney, Agent, or Firm* — Finnegan, Henderson, Farabow, Garrett & Dunner, LLP

(57) **CLAIM**

The ornamental design for a front grill for an automobile, as shown and described.

**DESCRIPTION**

FIG. 1 is a front perspective view of a front grill for an automobile of our new design;

FIG. 2 is a front view thereof;

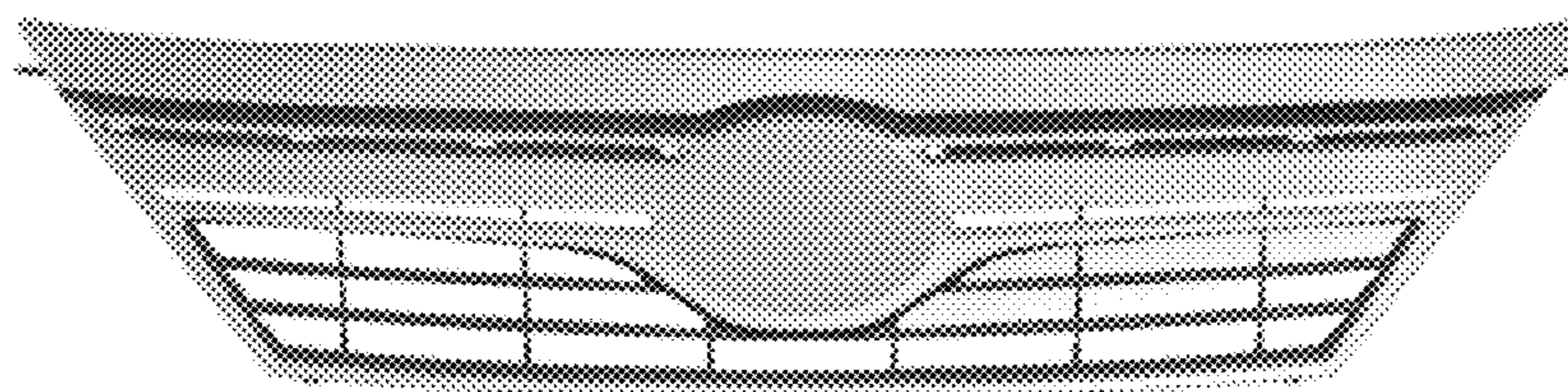
FIG. 3 is a top plan view thereof;

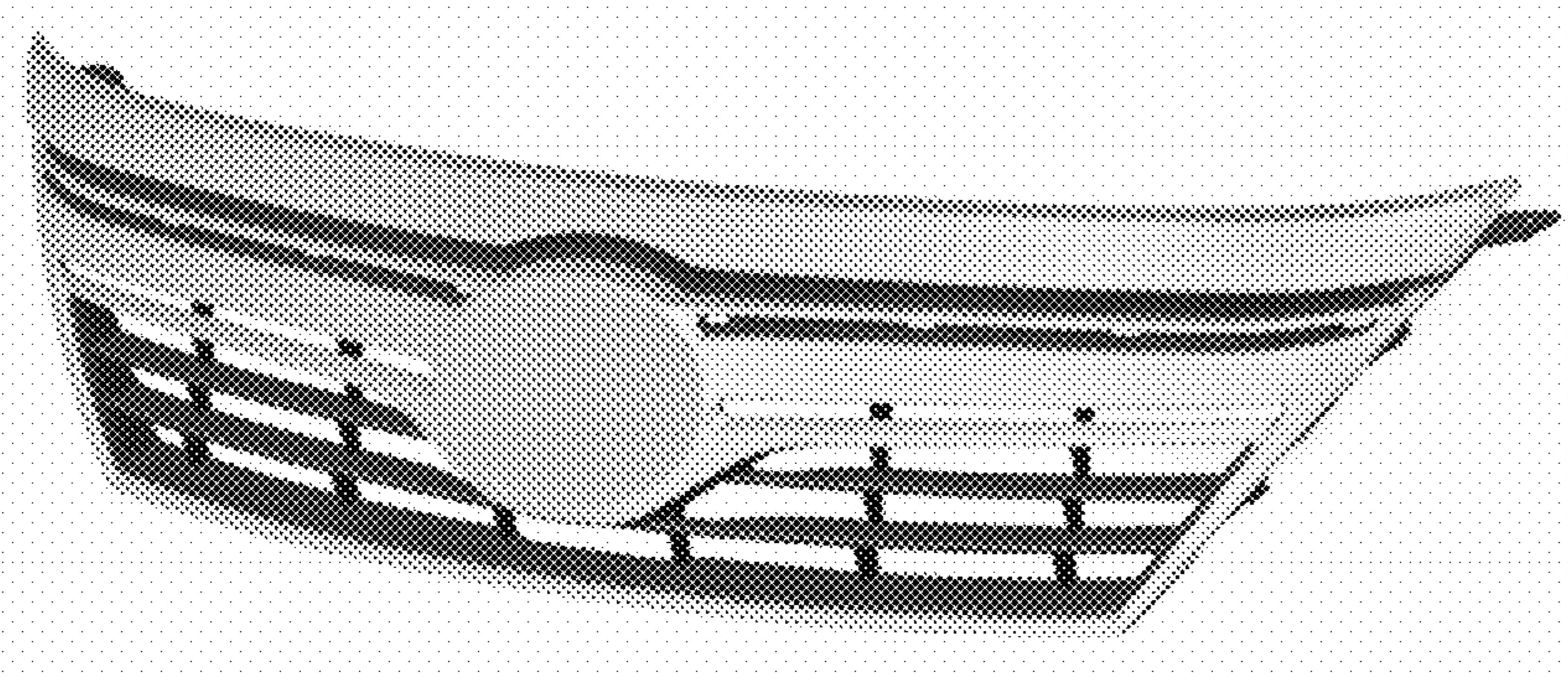
FIG. 4 is a bottom view thereof;

FIG. 5 is a right side view thereof; and,

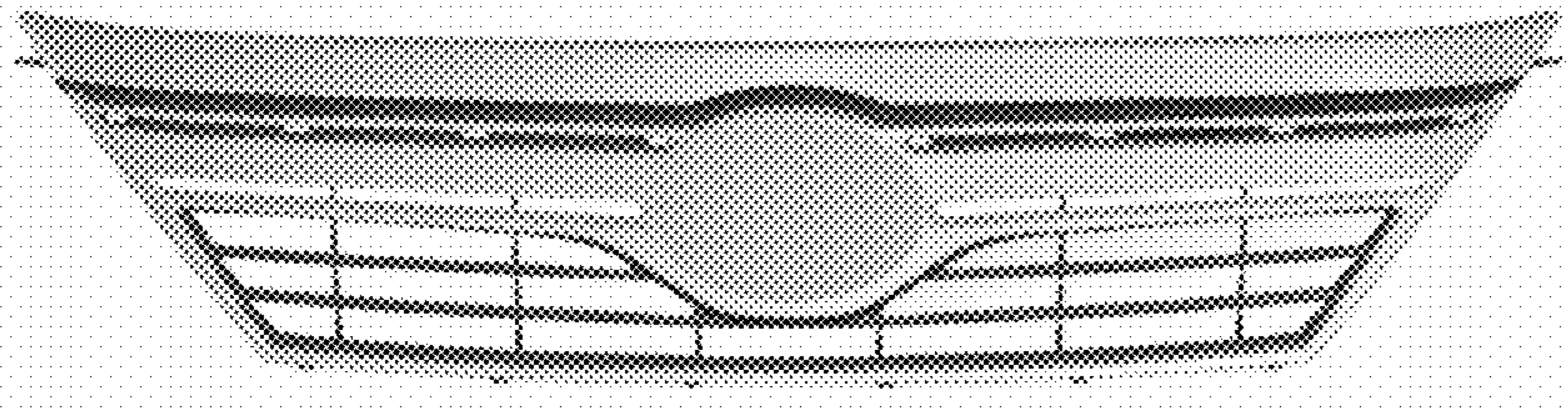
FIG. 6 is a left side view thereof.

**1 Claim, 3 Drawing Sheets**

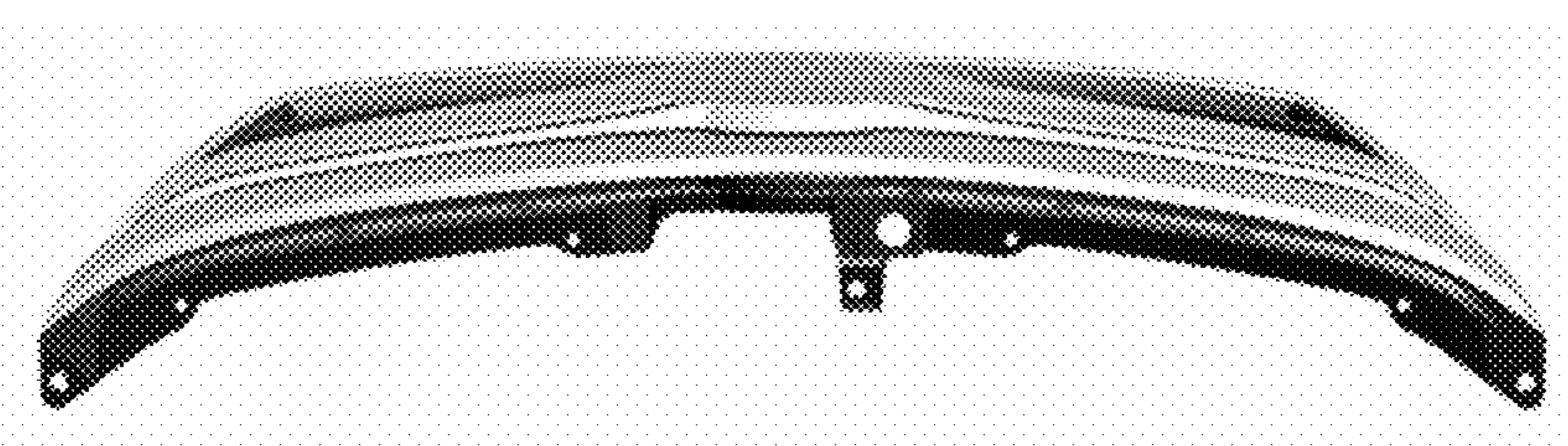





**FIG. 1**




**FIG. 2**



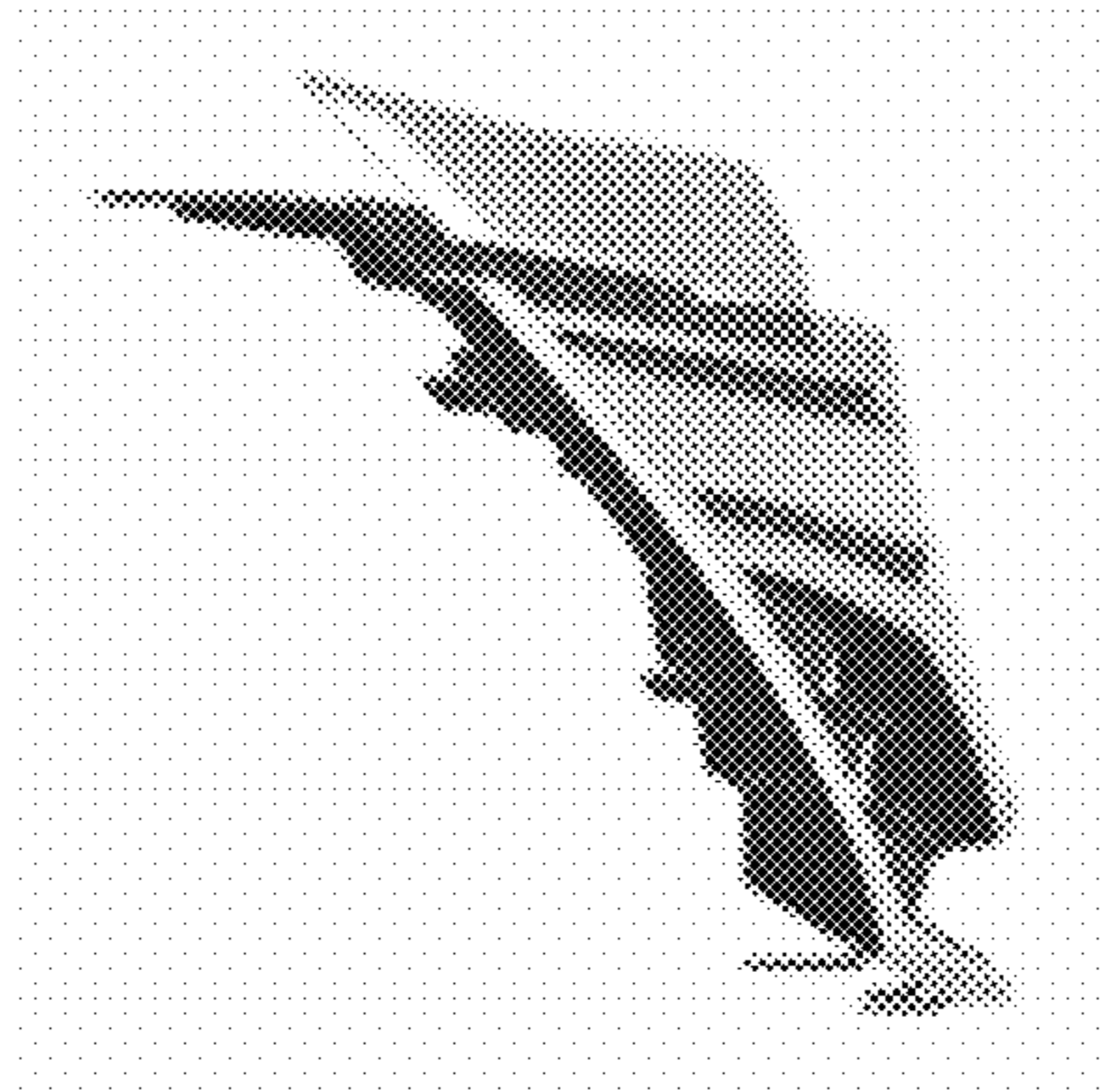
**FIG. 3**



**FIG. 4**



**FIG. 5**



**FIG. 6**