

US00D665296S

(12) **United States Design Patent**
Fillon

(10) **Patent No.:** **US D665,296 S**

(45) **Date of Patent:** **** Aug. 14, 2012**

(54) **RING**

(75) Inventor: **Arnaud Fillon**, Paris (FR)

(73) Assignee: **Cartier Creation Studio SA**, Geneva (CH)

(**) Term: **14 Years**

(21) Appl. No.: **29/409,176**

(22) Filed: **Dec. 21, 2011**

(30) **Foreign Application Priority Data**

Jun. 22, 2011 (WO) DM/076 428

(51) **LOC (9) Cl.** **11-01**

(52) **U.S. Cl.** **D11/26**

(58) **Field of Classification Search** D11/3,
D11/26-39; 63/3, 3.1, 3.2, 15, 15.1-15.4,
63/15.45, 15.5, 15.6, 15.65, 15.7, 26-28
See application file for complete search history.

(56) **References Cited**

U.S. PATENT DOCUMENTS

D291,664 S *	9/1987	Kelman	D11/27
D365,038 S *	12/1995	Merritt	D11/26
D424,967 S *	5/2000	Perrin et al.	D11/28
D494,082 S *	8/2004	Hardy	D11/26
D521,407 S *	5/2006	Allin	D11/29
D558,081 S *	12/2007	Minoli	D11/26

D604,655 S *	11/2009	Marks	D11/34
D604,656 S *	11/2009	Marks	D11/34
D621,737 S *	8/2010	Marks	D11/35
D622,626 S *	8/2010	Ventura	D11/26
D624,450 S *	9/2010	Maier	D11/26
D626,025 S *	10/2010	Iacomucci	D11/26
D635,477 S *	4/2011	Ventura	D11/26
D655,217 S *	3/2012	Thevenaz	D11/26

* cited by examiner

Primary Examiner — Cathron Brooks

Assistant Examiner — Melanie Pellegrini

(74) *Attorney, Agent, or Firm* — Clifford W. Browning;
Krieg DeVault LLP

(57) **CLAIM**

The ornamental design for a ring, as shown and described.

DESCRIPTION

FIG. 1 is a front elevational view of the ring of the present invention.

FIG. 2 is a back elevational view of the ring of FIG. 1.

FIG. 3 is a right side elevational view of the ring of FIG. 1.

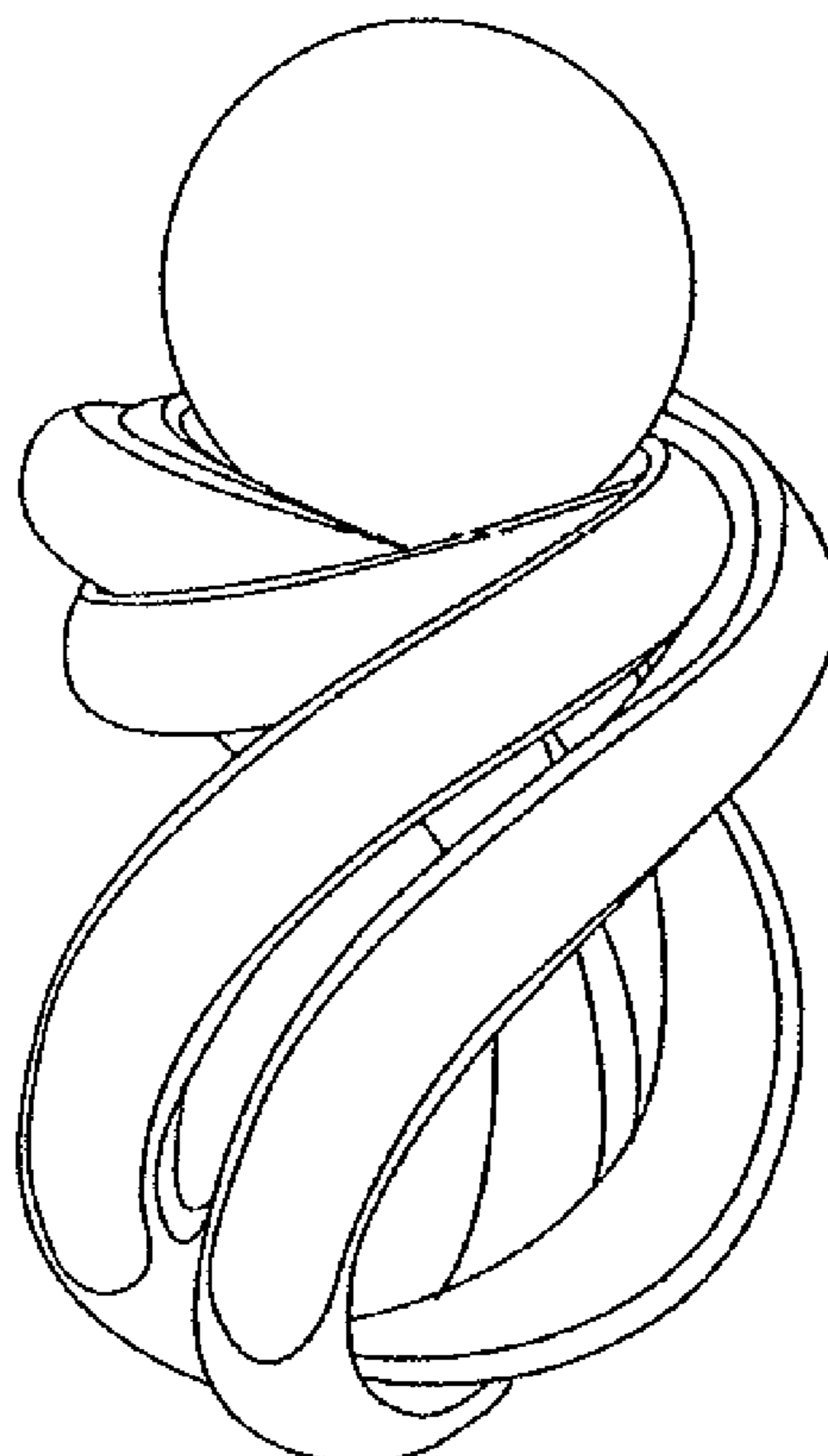
FIG. 4 is a left side elevational view of the ring of FIG. 1.

FIG. 5 is a top plan view of the ring of FIG. 1.

FIG. 6 is a bottom plan view of the ring of FIG. 2; and,

FIG. 7 is a top and left side perspective view of the ring of FIG. 1.

1 Claim, 2 Drawing Sheets



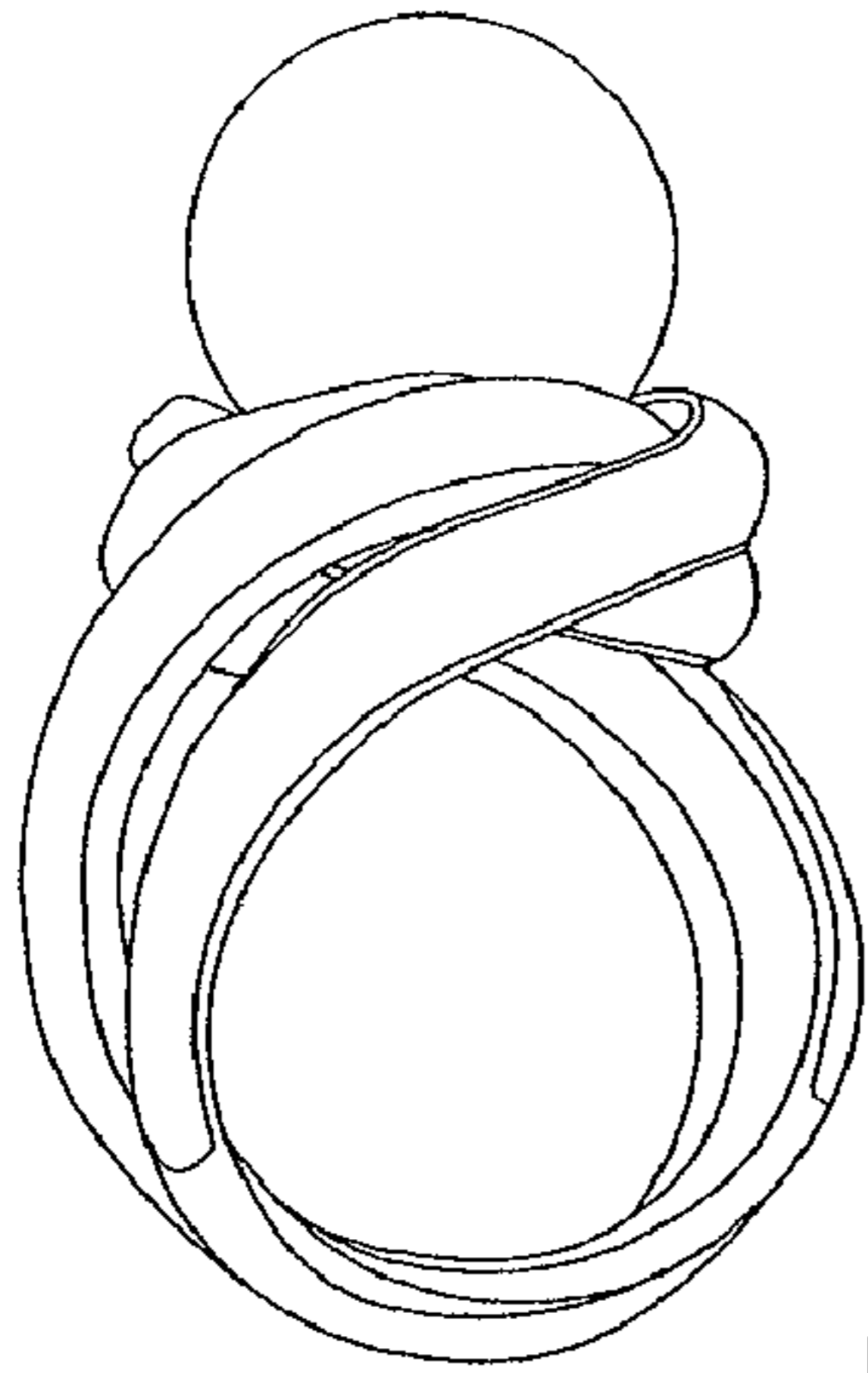


FIG. 1

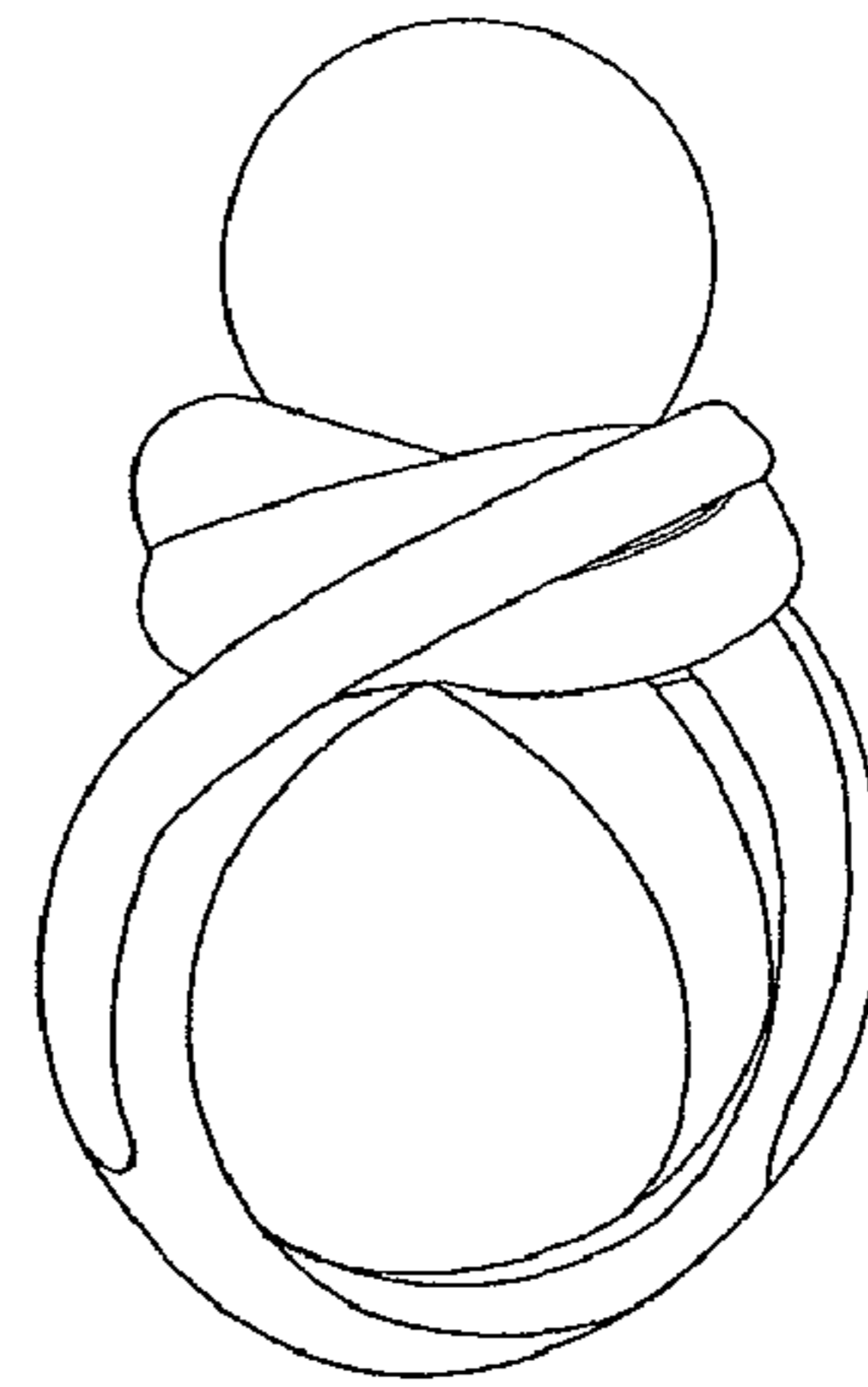


FIG. 2

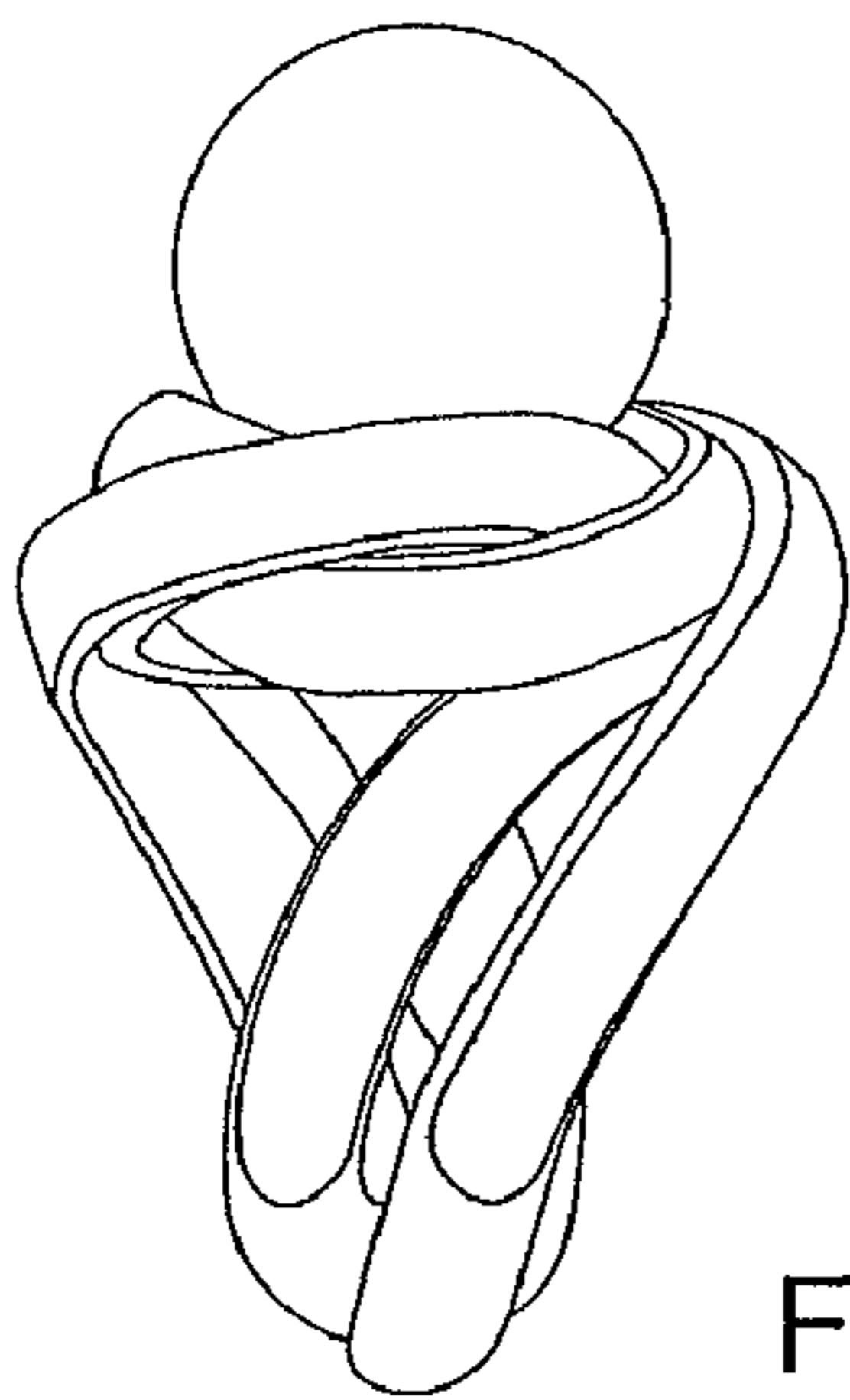


FIG. 3

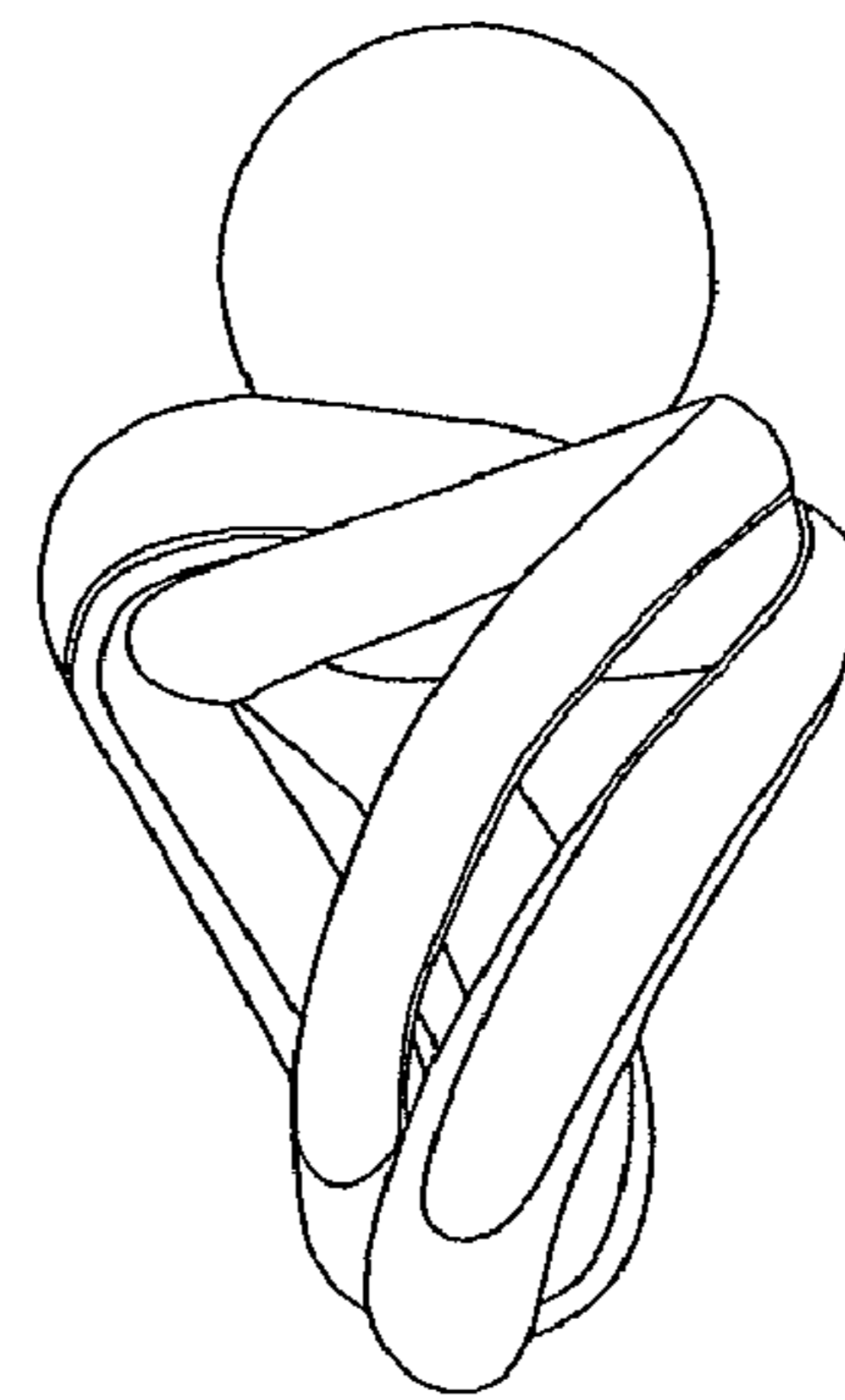


FIG. 4

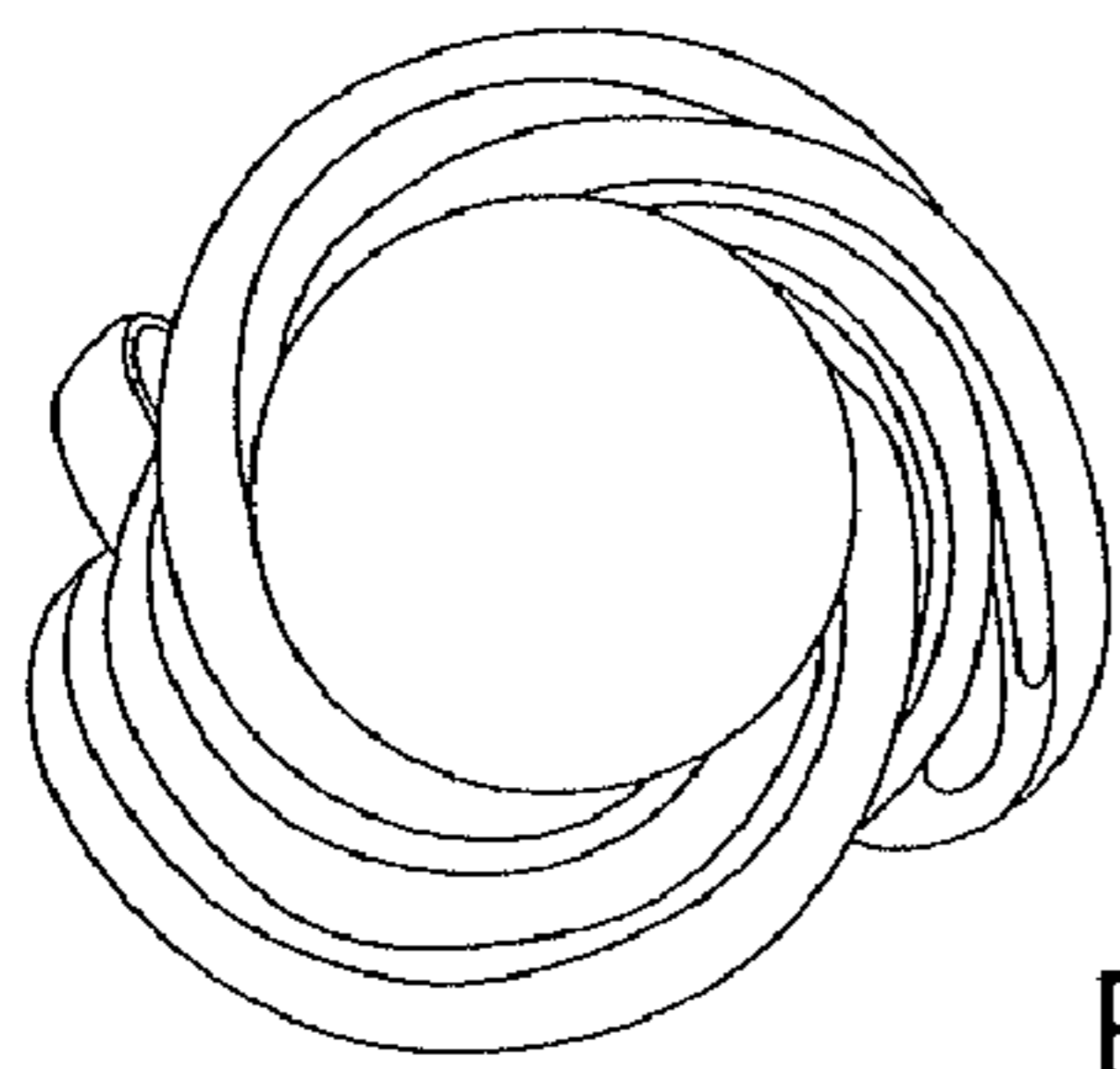


FIG. 5




FIG. 6




FIG. 7