



US00D665295S

(12) **United States Design Patent**
Papadimitriou

(10) **Patent No.:** **US D665,295 S**
(45) **Date of Patent:** **** Aug. 14, 2012**

(54) **BRACELET**

(75) Inventor: **Costantino Papadimitriou**, Milan (IT)

(73) Assignee: **De Beers Centenary AG**, Lucerne (CH)

(**) Term: **14 Years**

(21) Appl. No.: **29/400,868**

(22) Filed: **Sep. 1, 2011**

(30) **Foreign Application Priority Data**

Mar. 4, 2011 (EM) 001831033

(51) **LOC (9) Cl.** **11-01**

(52) **U.S. Cl.** **D11/4; D11/34**

(58) **Field of Classification Search** D11/79-85,
D11/89-91, 1-8, 26-39, 40-48; 63/26-28,
63/12-14, 3, 3.1, 3.2, 15, 15.1-15.4, 15.45,
63/15.5, 15.6, 15.65

See application file for complete search history.

(56) **References Cited**

U.S. PATENT DOCUMENTS

1,732,250 A 10/1929 Wehse
(Continued)

FOREIGN PATENT DOCUMENTS

FR 2700446 7/1994

Primary Examiner — Cathron Brooks

Assistant Examiner — Melanie Pellegrini

(74) *Attorney, Agent, or Firm* — SNR Denton US LLP;
Brian R. McGinley

(57) **CLAIM**

The ornamental design for a bracelet, as shown and described.

DESCRIPTION

FIG. 1 is a front view of a first embodiment of the bracelet;
FIG. 2 is a rear view of the bracelet illustrated in FIG. 1;

FIG. 3 is a right elevational view of the bracelet illustrated in FIG. 1;

FIG. 4 is a left elevational view of the bracelet illustrated in FIG. 1;

FIG. 5 is a top view of the bracelet illustrated in FIG. 1;

FIG. 6 is a bottom view of the bracelet illustrated in FIG. 1;

FIG. 7 is a perspective view of the bracelet illustrated in FIG. 1

FIG. 8 is a front view of a second embodiment of the bracelet;
FIG. 9 is a rear view of the bracelet illustrated in FIG. 8;

FIG. 10 is a right elevational view of the bracelet illustrated in FIG. 8;

FIG. 11 is a left elevational view of the bracelet illustrated in FIG. 8;

FIG. 12 is a top view of the bracelet illustrated in FIG. 8;

FIG. 13 is a bottom view of the bracelet illustrated in FIG. 8;

FIG. 14 is a perspective view of the bracelet illustrated in FIG. 8;

FIG. 15 is a front view of a third embodiment of the bracelet;
FIG. 16 is a rear view of the bracelet illustrated in FIG. 15;

FIG. 17 is a right elevational view of the bracelet illustrated in FIG. 15;

FIG. 18 is a left elevational view of the bracelet illustrated in FIG. 15;

FIG. 19 is a top view of the bracelet illustrated in FIG. 15;

FIG. 20 is a bottom view of the bracelet illustrated in FIG. 15;

FIG. 21 is a perspective view of the bracelet illustrated in FIG. 15;

FIG. 22 is a front view of a fourth embodiment of the bracelet;
FIG. 23 is a rear view of the bracelet illustrated in FIG. 22;

FIG. 24 is a right elevational view of the bracelet illustrated in FIG. 22;



FIG. 25 is a left elevational view of the bracelet illustrated in FIG. 22;

FIG. 26 is a top view of the bracelet illustrated in FIG. 22;

FIG. 27 is a bottom view of the bracelet illustrated in FIG. 22;
and,

FIG. 28 is a perspective view of the bracelet illustrated in FIG. 22.

1 Claim, 14 Drawing Sheets



US D665,295 S

Page 2

U.S. PATENT DOCUMENTS

D113,638 S	3/1939	Milhening		5,419,158 A	5/1995	Sandberg et al.	
D137,237 S	2/1944	Chernow		D399,779 S *	10/1998	Bulgari	D11/29
D161,526 S	1/1951	Philippe		D420,932 S *	2/2000	Shinohara	D11/26
D162,079 S *	2/1951	Philippe	D11/4	6,568,213 B2 *	5/2003	Butler	63/26
D164,946 S	10/1951	Philippe		D489,023 S *	4/2004	Steiner	D11/38
D192,122 S *	1/1962	Braun	D11/4	D514,011 S *	1/2006	Aghjayan et al.	D11/35
D246,354 S *	11/1977	Durante	D11/36	D542,696 S	5/2007	Cilluffo	
D257,022 S *	9/1980	Barr	D11/35	D562,173 S *	2/2008	Hardy	D11/4
D270,722 S *	9/1983	Bulgari	D11/35	D597,435 S	8/2009	Gruosi	
D291,664 S *	9/1987	Kelman	D11/27	D630,541 S *	1/2011	Shimansky	D11/26
D301,316 S	5/1989	Yoshida		D639,690 S *	6/2011	Zhu	D11/3
D301,317 S	5/1989	Yoshida		2008/0087042 A1 *	4/2008	Heimann	63/26
D334,004 S *	3/1993	Mandelbaum	D11/76	2009/0235689 A1 *	9/2009	Slowinski	63/15

* cited by examiner

FIG. 1




FIG. 2




FIG. 3




FIG. 4




FIG. 5




FIG. 6

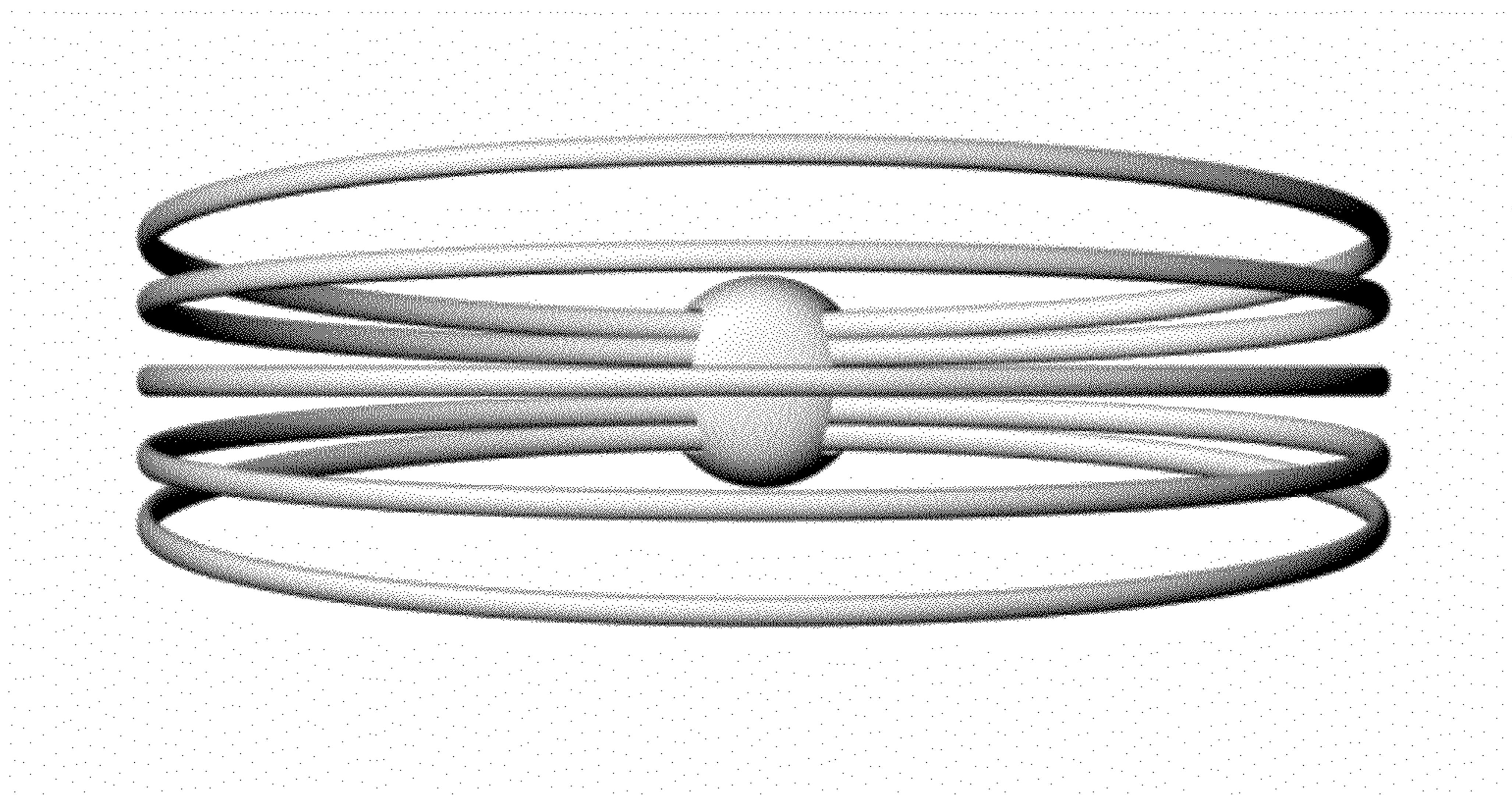


FIG. 7




FIG. 8




FIG. 9




FIG. 10




FIG. 11




FIG. 12

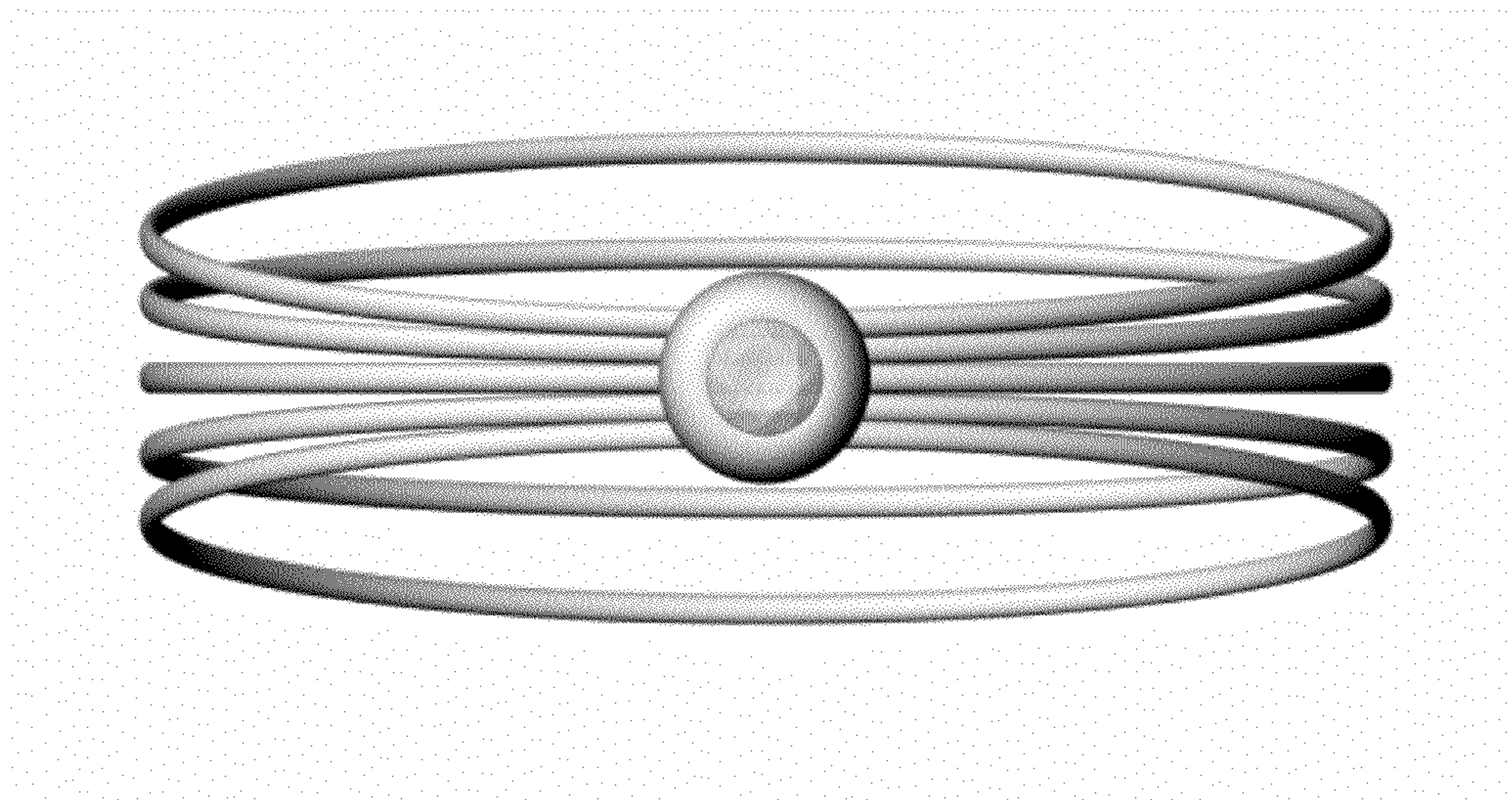


FIG. 13

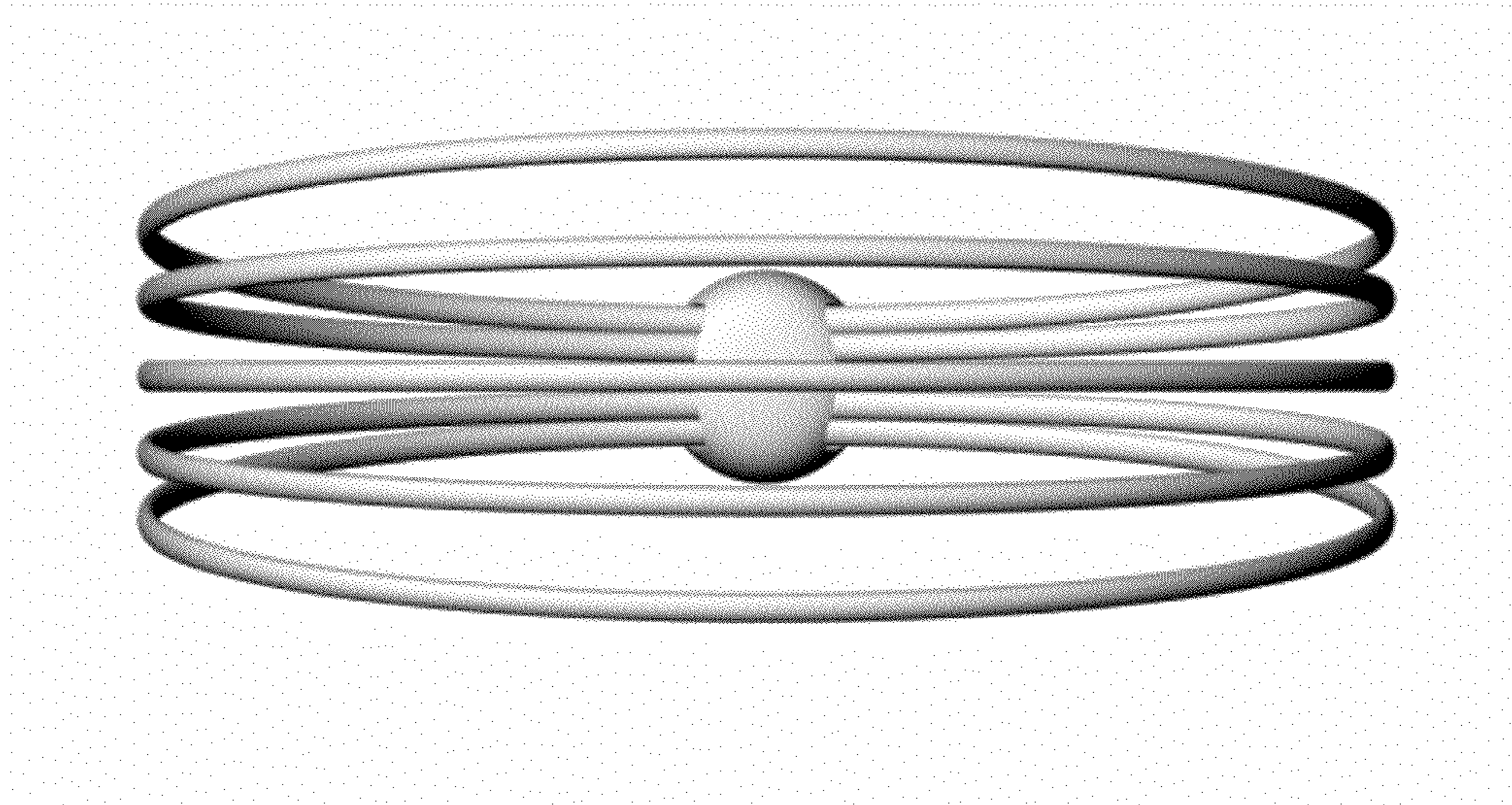


FIG. 14

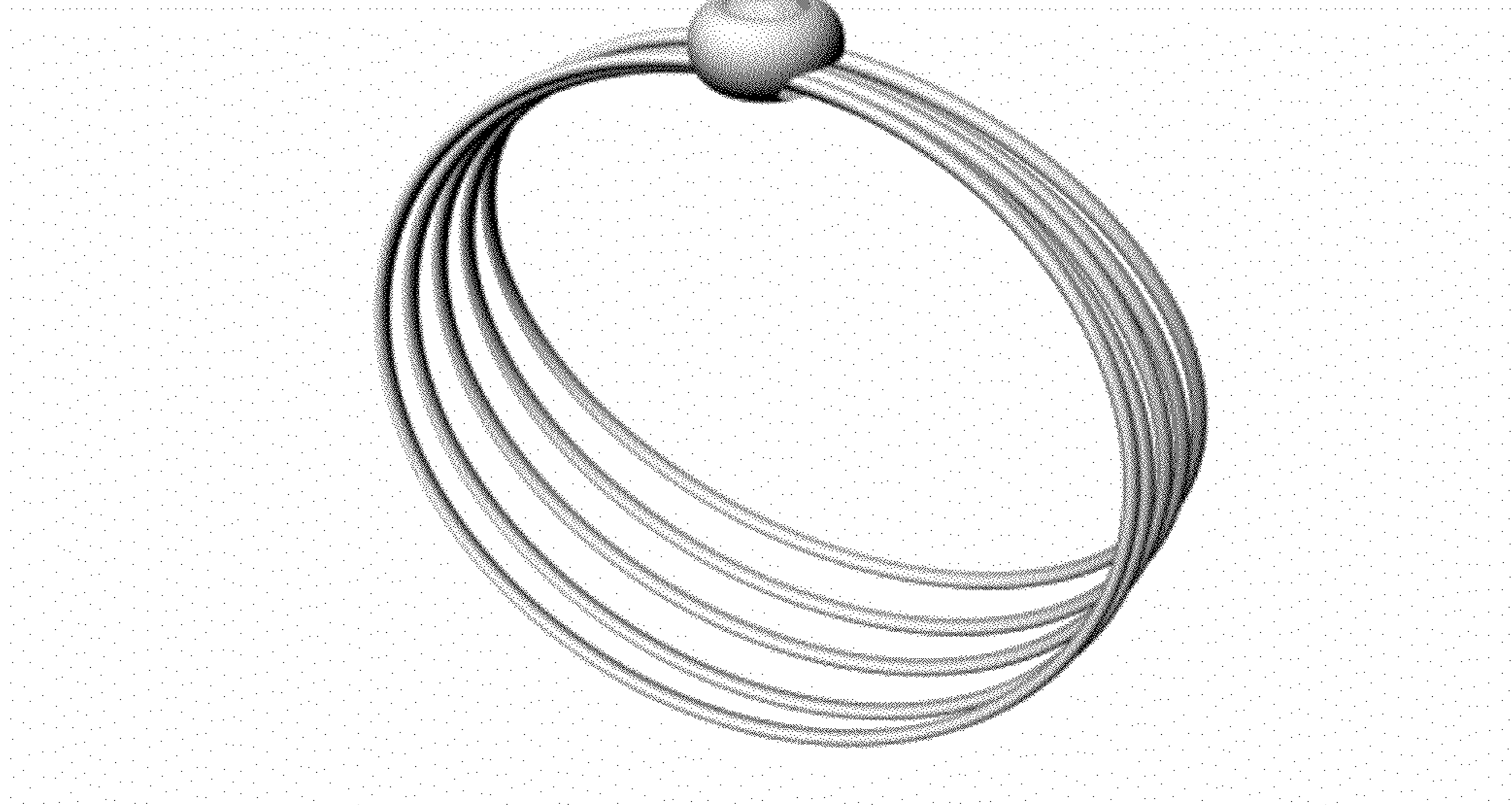


FIG. 15




FIG. 16




FIG. 17




FIG. 18




FIG. 19




FIG. 20

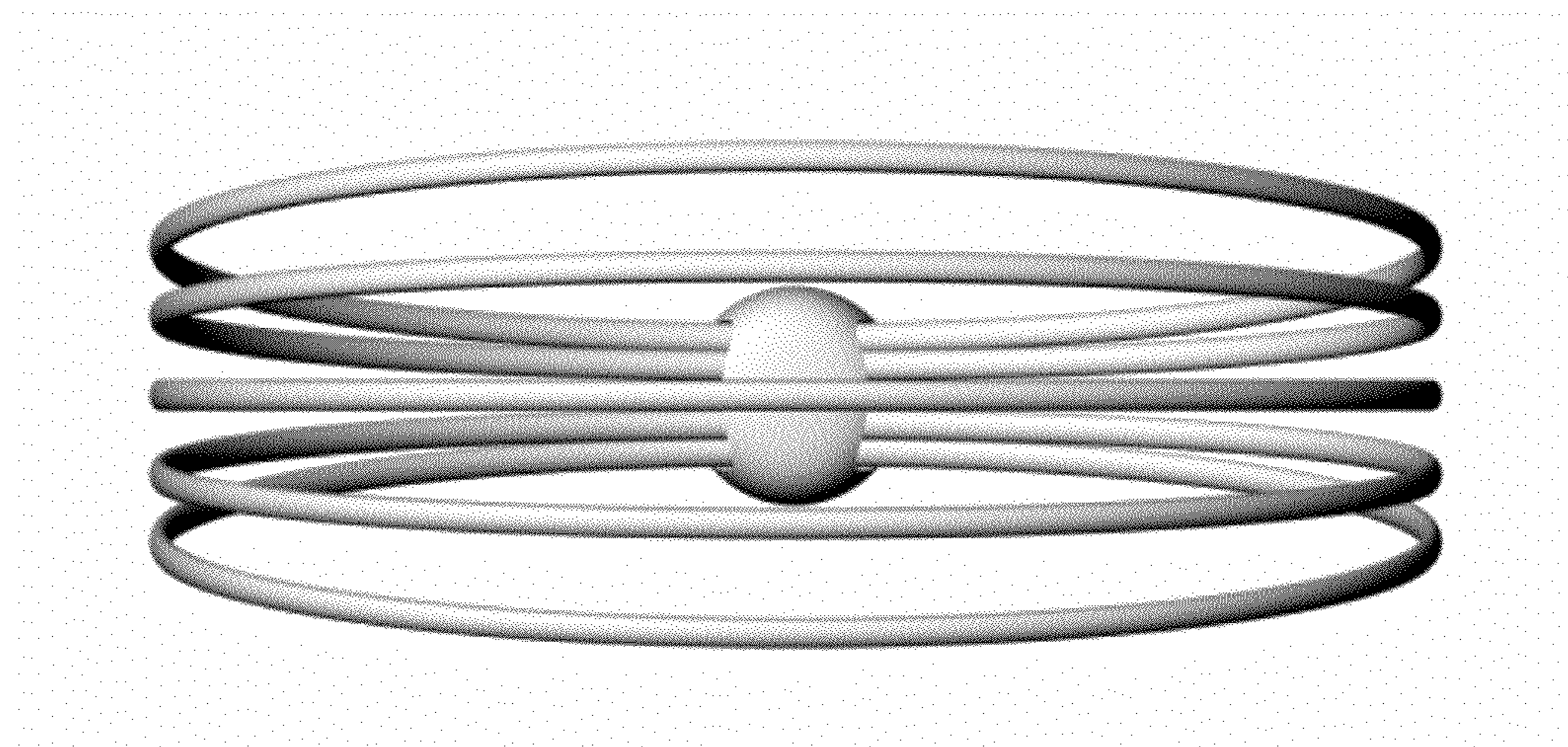


FIG. 21




FIG. 22




FIG. 23




FIG. 24



FIG. 25



FIG. 26




FIG. 27

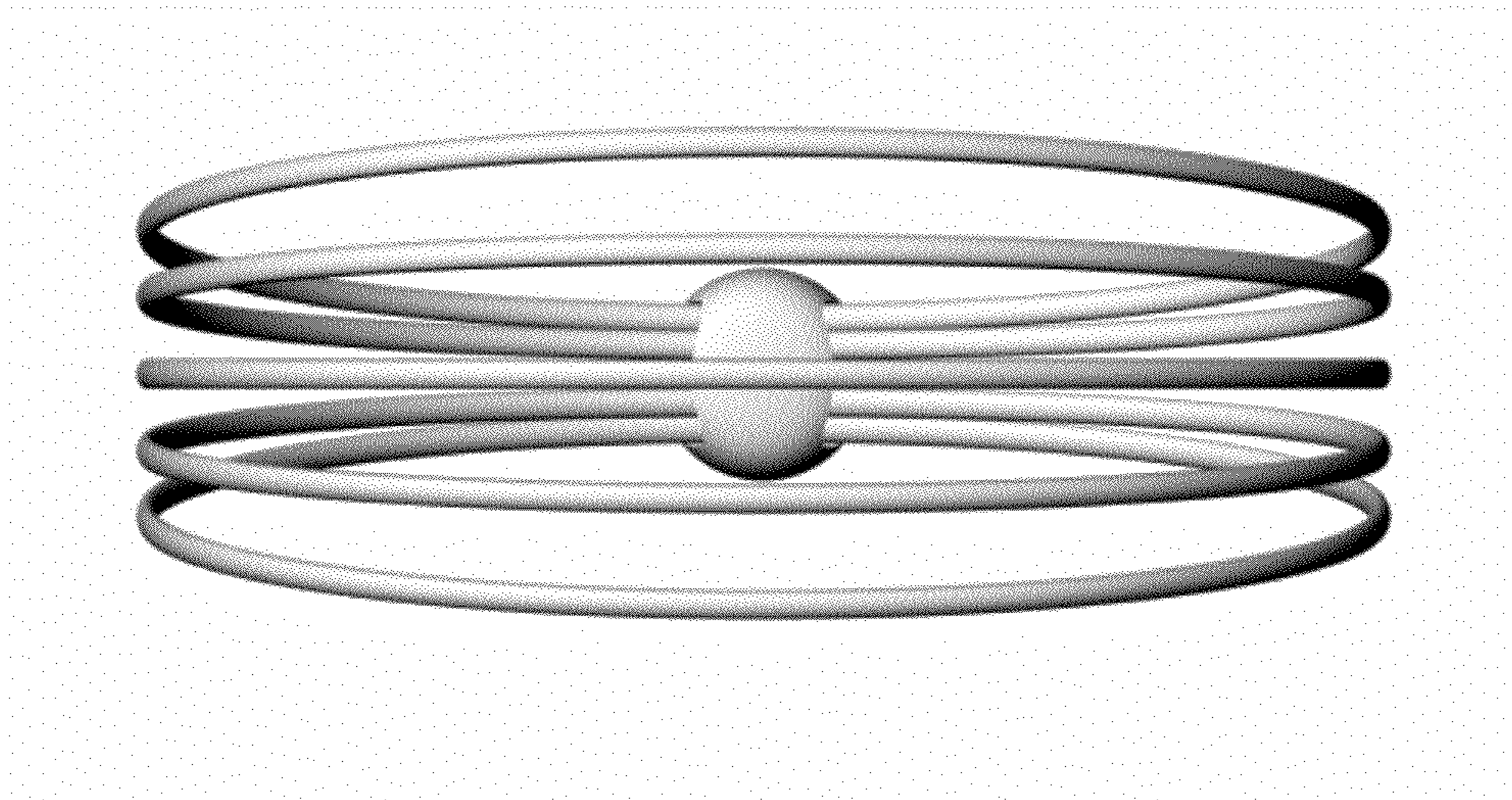


FIG. 28

