



US00D665292S

(12) **United States Design Patent**
Jackson

(10) **Patent No.:** **US D665,292 S**

(45) **Date of Patent:** **** Aug. 14, 2012**

(54) **JEWELRY**

(76) Inventor: **Marilyn Jackson**, Fairburn, GA (US)

(**) Term: **14 Years**

(21) Appl. No.: **29/416,212**

(22) Filed: **Mar. 20, 2012**

Related U.S. Application Data

(63) Continuation-in-part of application No. 29/335,599, filed on Apr. 17, 2009.

(51) **LOC (9) Cl.** **11-01**

(52) **U.S. Cl.** **D11/1; D11/79**

(58) **Field of Classification Search** D11/1-25,
D11/26-39, 40-43, 79-87, 53, 54, 121, 99,
D11/210, 211; D21/201-408, 573; 446/15;
D30/199; 215/396; D3/207-210

See application file for complete search history.

(56) **References Cited**

U.S. PATENT DOCUMENTS

447,164	A *	2/1891	Simpson	446/81
D34,899	S *	8/1901	Brockelbank	D8/499
D48,234	S *	11/1915	Wilcox	D7/590
1,486,967	A *	3/1924	Kaufman	294/31.2
1,749,096	A *	3/1930	Baxter	24/376
2,301,167	A *	11/1942	Cosme	294/87.2
2,617,676	A *	11/1952	Kinney, Jr.	294/31.2
2,836,926	A *	6/1958	Tseng	446/15
3,712,271	A *	1/1973	Greathouse	119/770
D235,030	S *	4/1975	Ziff	D21/402
D257,026	S *	9/1980	Barr	D11/75
D265,178	S *	6/1982	Musillo	D11/91
D270,797	S *	10/1983	Marleau	D6/512
D285,460	S *	9/1986	Grubb et al.	D21/408
D292,385	S *	10/1987	Udelhofen	D11/210
D296,726	S *	7/1988	Katz	D3/207
5,304,085	A *	4/1994	Novak	446/15
D348,002	S *	6/1994	Jones	D3/316

D349,459	S *	8/1994	Borg	D9/455
D360,362	S *	7/1995	Strong	D9/455
D371,508	S *	7/1996	Sagol	D8/396
5,749,490	A *	5/1998	Keicher	220/481
5,806,904	A *	9/1998	Smith	294/31.2
D403,618	S *	1/1999	Fildan	D11/210
D413,800	S *	9/1999	Caparros et al.	D9/752
6,260,383	B1	7/2001	Warren	
D450,009	S	11/2001	Molfese	
D455,976	S	4/2002	Holland	
D461,740	S	8/2002	Lai	
D474,653	S *	5/2003	Stewart	D7/642
D475,276	S *	6/2003	Kelleghan	D8/356
D488,036	S *	4/2004	Dimeo	D7/708
D488,371	S *	4/2004	Shaljian	D8/354

(Continued)

Primary Examiner — Cathron Brooks

Assistant Examiner — Melanie Pellegrini

(74) *Attorney, Agent, or Firm* — Mathew L. Grell; Balsler & Grell IP Law LLC

(57) **CLAIM**

The ornamental design for jewelry, as shown and described.

DESCRIPTION

FIG. 1 is a front and bottom perspective view of jewelry showing my new design;

FIG. 2 is a front and right side perspective view thereof;

FIG. 3 is a front perspective view thereof shown in an alternate environment;

FIG. 4 is a front perspective view thereof shown in an alternate environment;

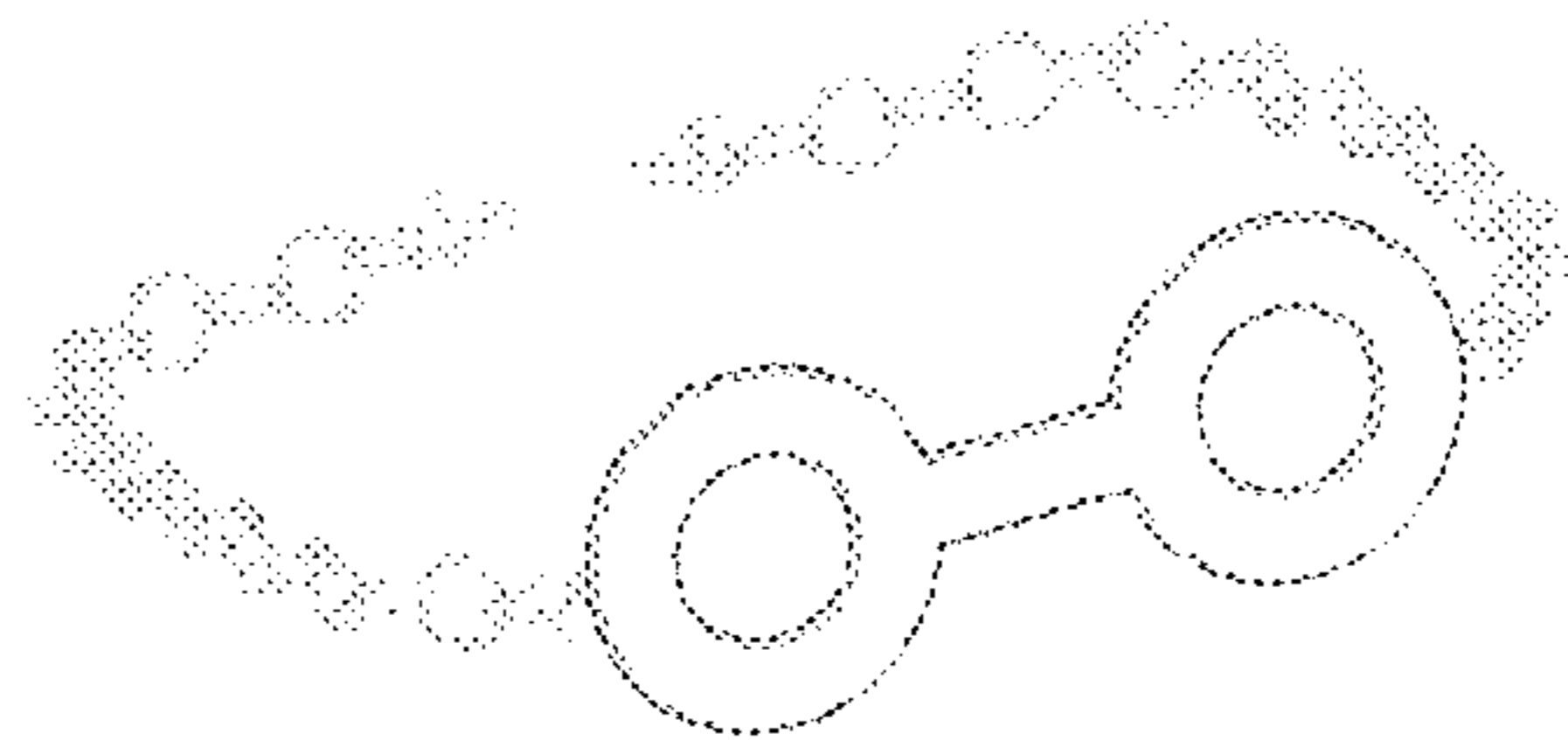

FIG. 5 is a front elevational view thereof, with the rear elevational view being a mirror image;

FIG. 6 is a right side elevational view, with the left side elevational view being a mirror image; and,

FIG. 7 is a bottom plan view thereof.

The broken lines shown in the drawings represent environmental matter and form no part of the claimed design.

1 Claim, 4 Drawing Sheets



US D665,292 S

Page 2

U.S. PATENT DOCUMENTS

D492,188 S *	6/2004	Goldberg	D8/356	D587,569 S *	3/2009	Eveleth	D9/434
D493,665 S *	8/2004	Warning	D7/393	D595,177 S *	6/2009	Strauzer et al.	D11/79
D506,944 S	7/2005	Jackson			D612,895 S *	3/2010	Stein	D21/573
D518,118 S *	3/2006	Orr	D21/573	D628,348 S *	11/2010	Chao	D30/199
D520,080 S *	5/2006	Orr	D21/573	D635,483 S *	4/2011	Charles et al.	D11/79
D553,044 S *	10/2007	Deo	D11/79	2002/0002842 A1	1/2002	Molfese		
D575,654 S *	8/2008	Maier	D11/3	2006/0116050 A1 *	6/2006	Bitton	446/219
D579,373 S *	10/2008	Rosenthal	D11/79	2007/0234757 A1 *	10/2007	Sherman	63/18

* cited by examiner




FIG 1



FIG 2

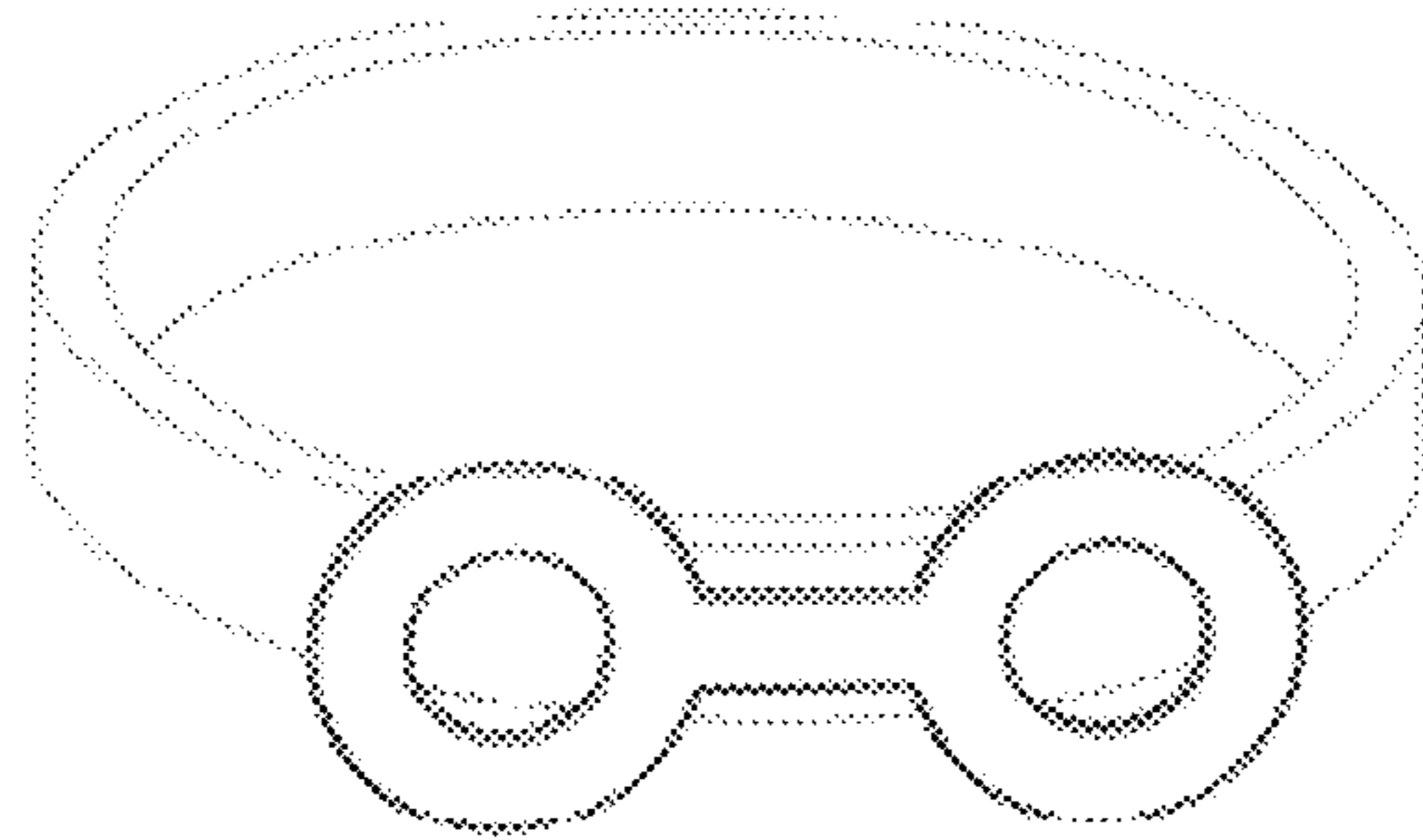


FIG 3

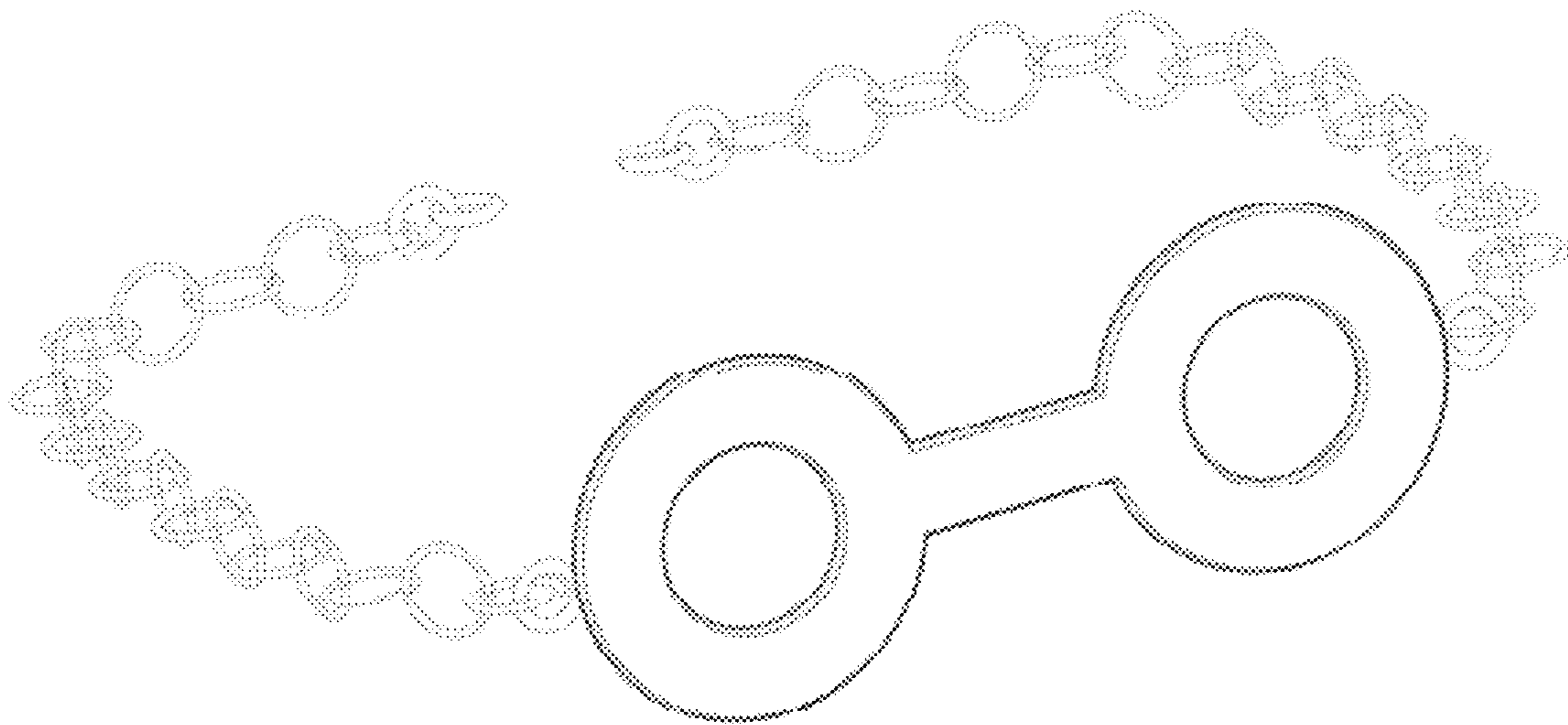


FIG 4

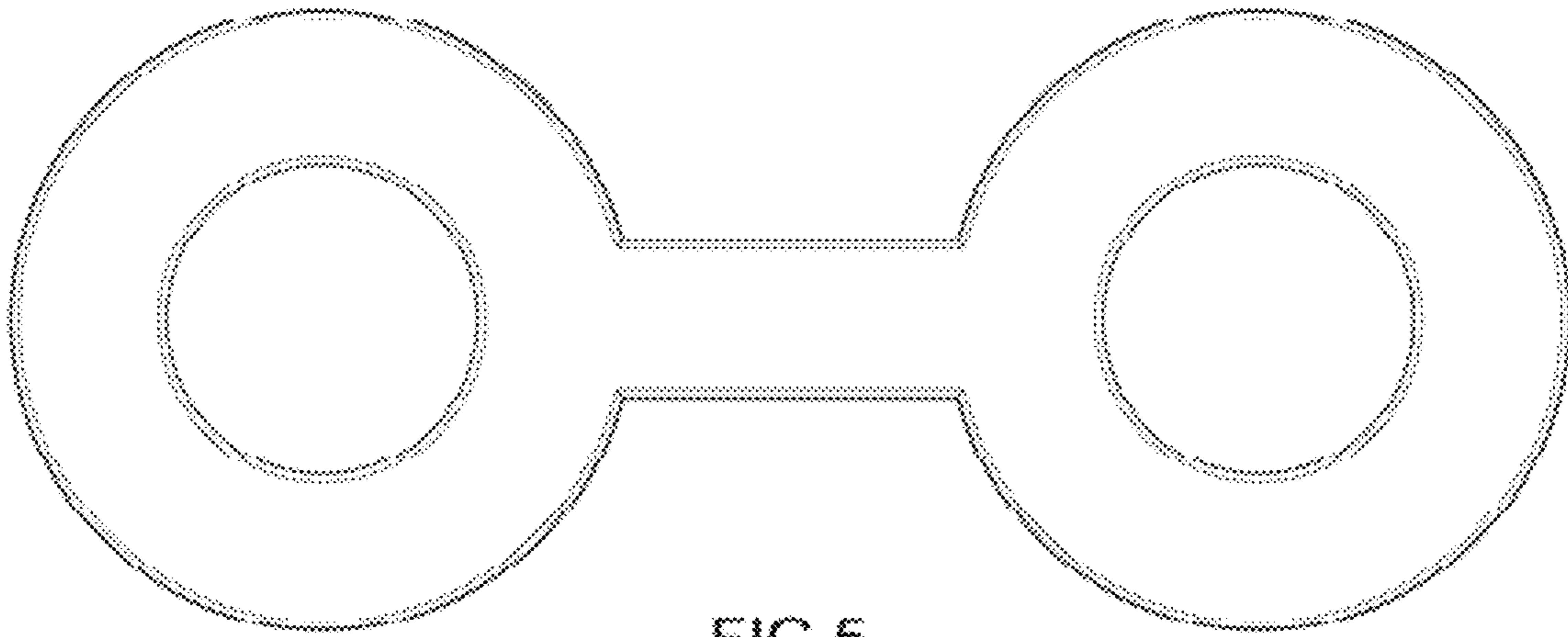


FIG 5



FIG 6




FIG 7