



US00D665276S

(12) **United States Design Patent**  
**Rabassa**

(10) **Patent No.:** **US D665,276 S**

(45) **Date of Patent:** **\*\* Aug. 14, 2012**

(54) **WATCH CASE**

(75) **Inventor:** **Serge Rabassa, Vessy (CH)**

(73) **Assignee:** **Cartier Creation Studio SA, Geneva (CH)**

(\*\*) **Term:** **14 Years**

(21) **Appl. No.:** **29/408,263**

(22) **Filed:** **Dec. 9, 2011**

(30) **Foreign Application Priority Data**

Jun. 10, 2011 (WO) ..... DM/076 475

(51) **LOC (9) Cl.** ..... **10-02**

(52) **U.S. Cl.** ..... **D10/38**

(58) **Field of Classification Search** ..... D10/30-39;  
368/276, 281, 282, 285, 288, 289, 290, 308,  
368/319

See application file for complete search history.

(56) **References Cited**

**U.S. PATENT DOCUMENTS**

D60,533 S *	3/1922	Gruen	.....	D10/39
D96,208 S *	7/1935	Sunshine	.....	D10/30
D168,209 S *	11/1952	Bulova	.....	D10/36
D250,693 S *	1/1979	Perrin	.....	D10/39
D252,742 S *	8/1979	Perrin	.....	D10/39
D393,598 S *	4/1998	Perrin et al.	.....	D10/39
D403,248 S *	12/1998	Magninat	.....	D10/30
D413,818 S *	9/1999	Baumann	.....	D10/32

D434,335 S *	11/2000	Amstutz	.....	D10/32
D440,886 S *	4/2001	Burgener	.....	D10/32
D452,171 S *	12/2001	Bodino	.....	D10/32
D456,718 S *	5/2002	Scarlinzi et al.	.....	D10/30
D478,515 S *	8/2003	Sugiura et al.	.....	D10/32
D484,814 S *	1/2004	Sugiura	.....	D10/32
D514,457 S *	2/2006	Diltoer	.....	D10/39
D533,088 S *	12/2006	Bedat	.....	D10/39
D553,021 S *	10/2007	Bodino	.....	D10/39
D574,261 S *	8/2008	Dreyfuss	.....	D10/32
D588,023 S *	3/2009	Lassigne	.....	D10/38

\* cited by examiner

*Primary Examiner* — Lucy Lieberman

(74) *Attorney, Agent, or Firm* — Clifford W. Browning;  
Krieg DeVault LLP

(57) **CLAIM**

The ornamental design for a watch case, as shown and described.

**DESCRIPTION**

FIG. 1 is a top plan view of the watch case of the present invention.

FIG. 2 is a bottom plan view of the watch case of FIG. 1.

FIG. 3 is a left side elevational view of the watch case of FIG. 1.

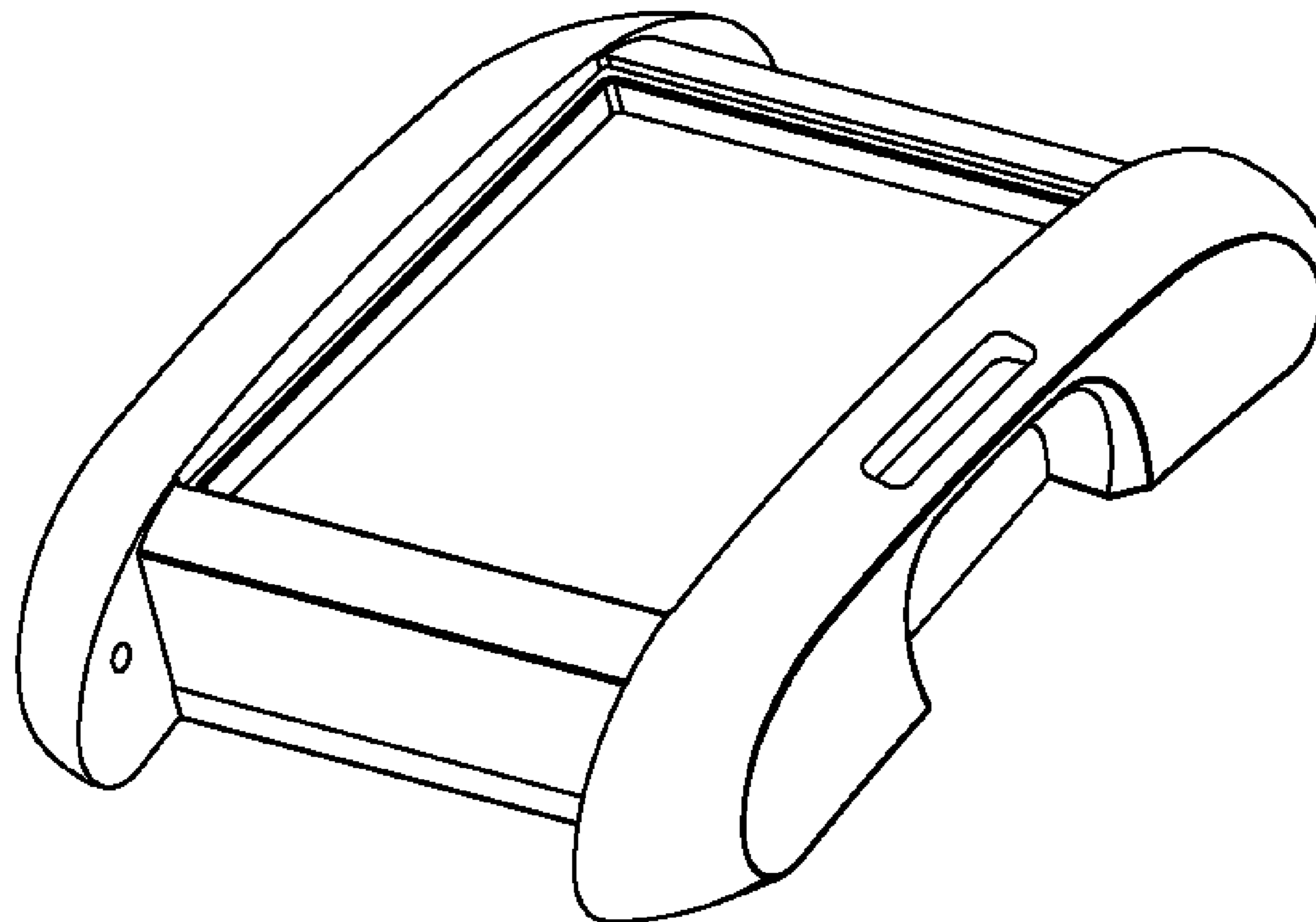
FIG. 4 is a right side elevational view of the watch case of FIG. 1.

FIG. 5 is a front view of the watch case of FIG. 1.

FIG. 6 is a rear view of the watch case of FIG. 1; and,

FIG. 7 is a top and front perspective view of the watch case of FIG. 1.

**1 Claim, 1 Drawing Sheet**






FIG. 1




FIG. 2

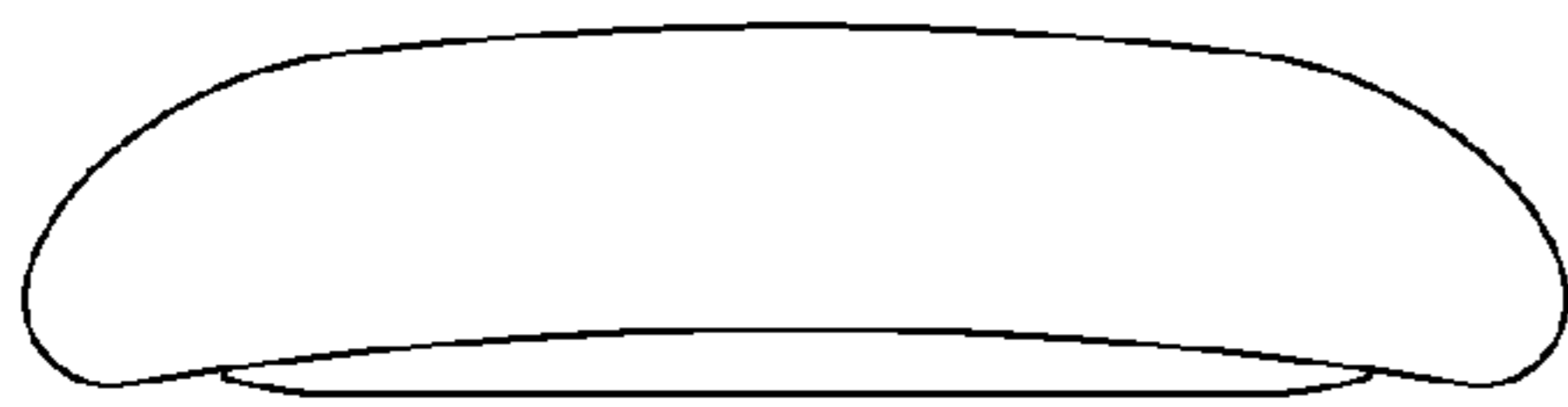


FIG. 3

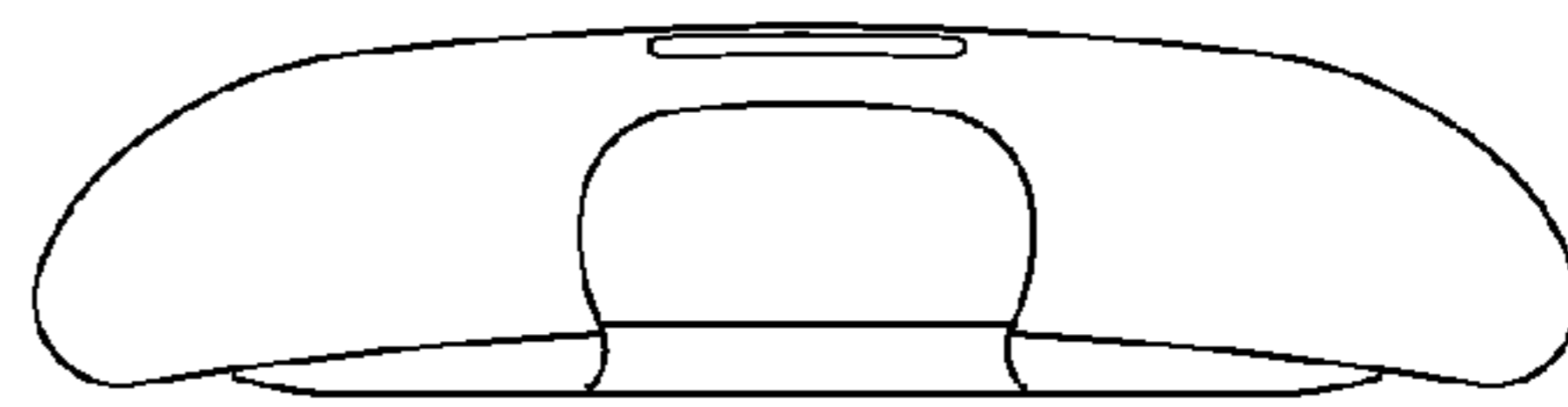


FIG. 4




FIG. 5




FIG. 6

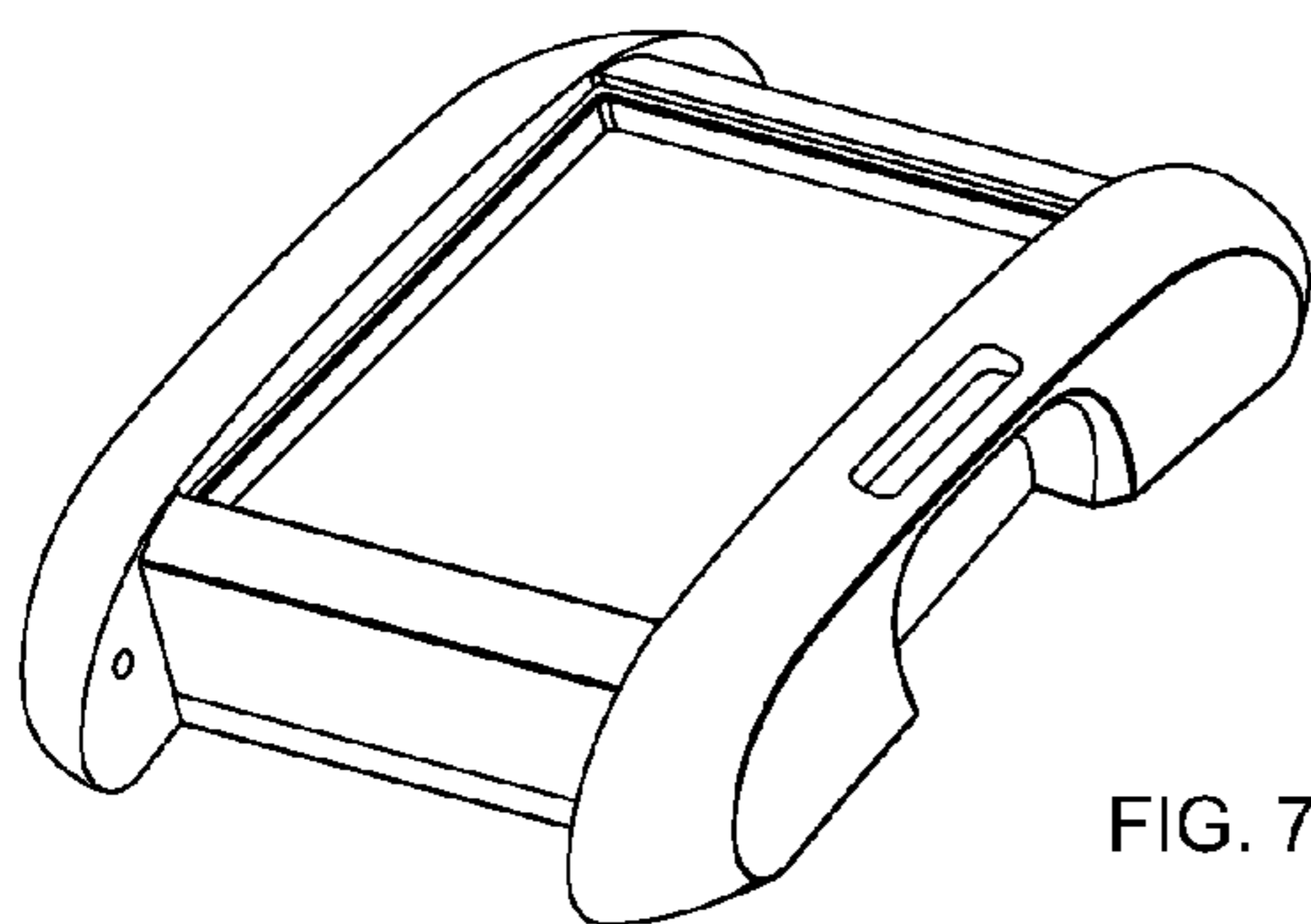


FIG. 7