



US00D665263S

(12) **United States Design Patent**
Sanghavi et al.

(10) **Patent No.:** **US D665,263 S**

(45) **Date of Patent:** **** *Aug. 14, 2012**

(54) **BOTTLE**

(76) Inventors: **Pramit Sanghavi**, New Delhi (IN);
Dewang Sanghavi, New Delhi (IN)

(*) Notice: This patent is subject to a terminal disclaimer.

(**) Term: **14 Years**

(21) Appl. No.: **29/378,741**

(22) Filed: **Nov. 9, 2010**

(30) **Foreign Application Priority Data**

May 10, 2010 (IN) 229203

(51) **LOC (9) Cl.** **09-01**

(52) **U.S. Cl.** **D9/522; D9/575**

(58) **Field of Classification Search** D9/716,
D9/516, 522, 529-530, 541-544, 559-560,
D9/574-575; 215/381-385; D7/509-511

See application file for complete search history.

(56) **References Cited**

U.S. PATENT DOCUMENTS

D49,379 S *	7/1916	Allan	D9/544
D93,412 S *	9/1934	Kessler	D9/560
D210,353 S *	3/1968	Platte	D9/541
D227,750 S *	7/1973	Goldsholl	D9/574
D234,748 S *	4/1975	Catstens	D9/544 X
D270,240 S *	8/1983	Ewry	D9/560
D359,691 S *	6/1995	Pire	D9/560
D427,075 S *	6/2000	Gavin	D9/575 X
D475,286 S *	6/2003	Bomer	D9/522

D481,956 S *	11/2003	Pinnavaia	D9/560
D489,628 S *	5/2004	Bakic	D9/560
D531,046 S *	10/2006	Moretti	D9/574
D542,665 S *	5/2007	Poe, II	D9/529
D546,701 S *	7/2007	Henderson	D9/560
D550,094 S *	9/2007	Henderson	D9/574 X
D567,664 S *	4/2008	Rica	D9/544 X
D568,752 S *	5/2008	Varlet	D9/544
D573,892 S *	7/2008	Moretti	D9/574
D573,893 S *	7/2008	Moretti	D9/574
D586,661 S *	2/2009	Sherman et al.	D9/560
D594,343 S *	6/2009	Leruste	D9/559 X
D611,350 S *	3/2010	Esparza et al.	D9/522
D643,295 S *	8/2011	Sadler et al.	D9/575 X

* cited by examiner

Primary Examiner — Carol P Rademaker

(74) *Attorney, Agent, or Firm* — Cantor Colburn LLP

(57) **CLAIM**

The ornamental design for a bottle, as shown and described.

DESCRIPTION

FIG. 1 is a top, front, right side perspective view of a bottle, showing our new design;

FIG. 2 is a front elevational view thereof;

FIG. 3 is a rear elevational view thereof;

FIG. 4 is a left side elevational view thereof;

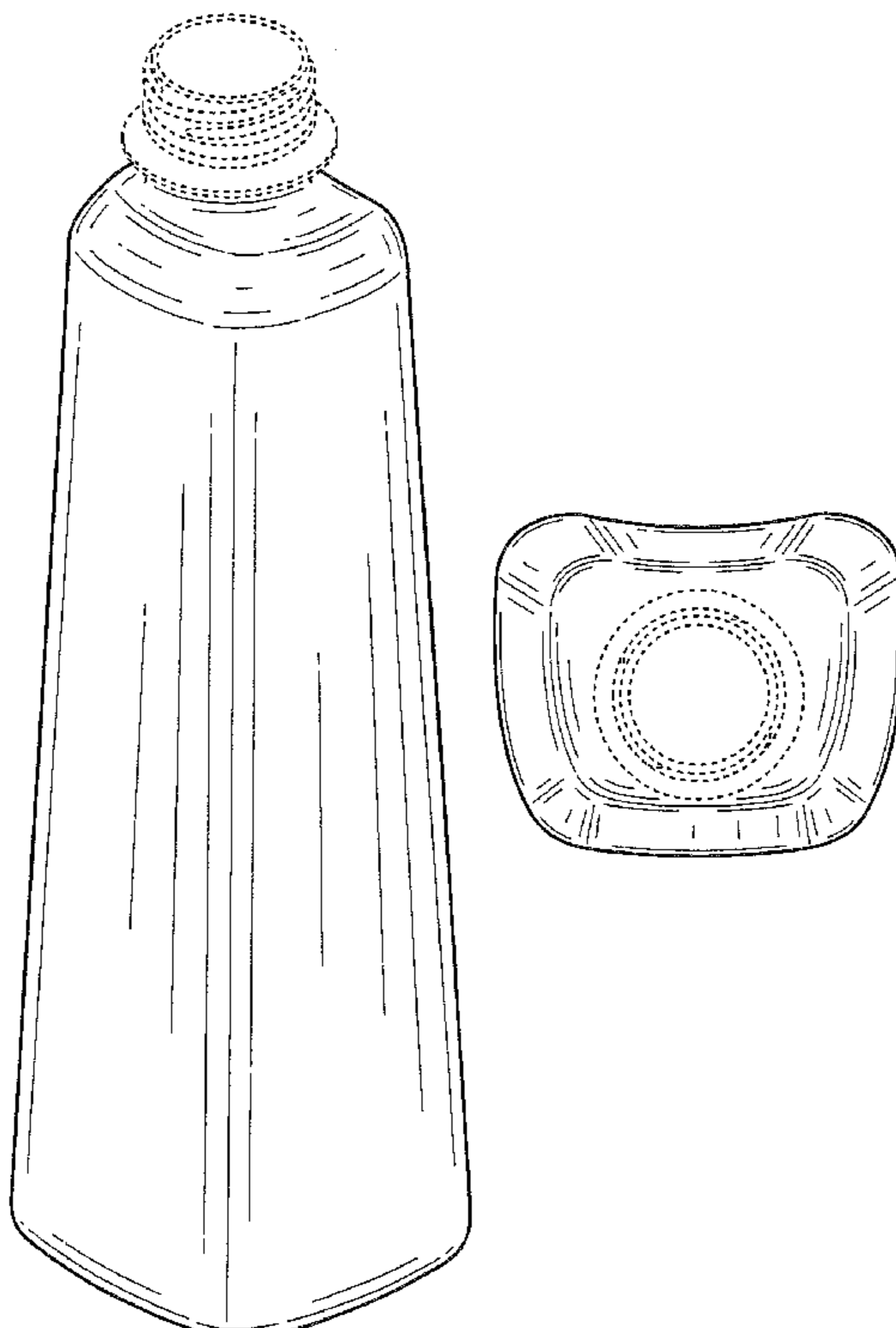
FIG. 5 is a right side elevational view thereof;

FIG. 6 is a top plan view thereof; and,

FIG. 7 is a bottom plan view thereof.

The broken lines shown in the drawing views are included for the purpose of illustrating environmental structure and form no part of the claimed design.

1 Claim, 7 Drawing Sheets



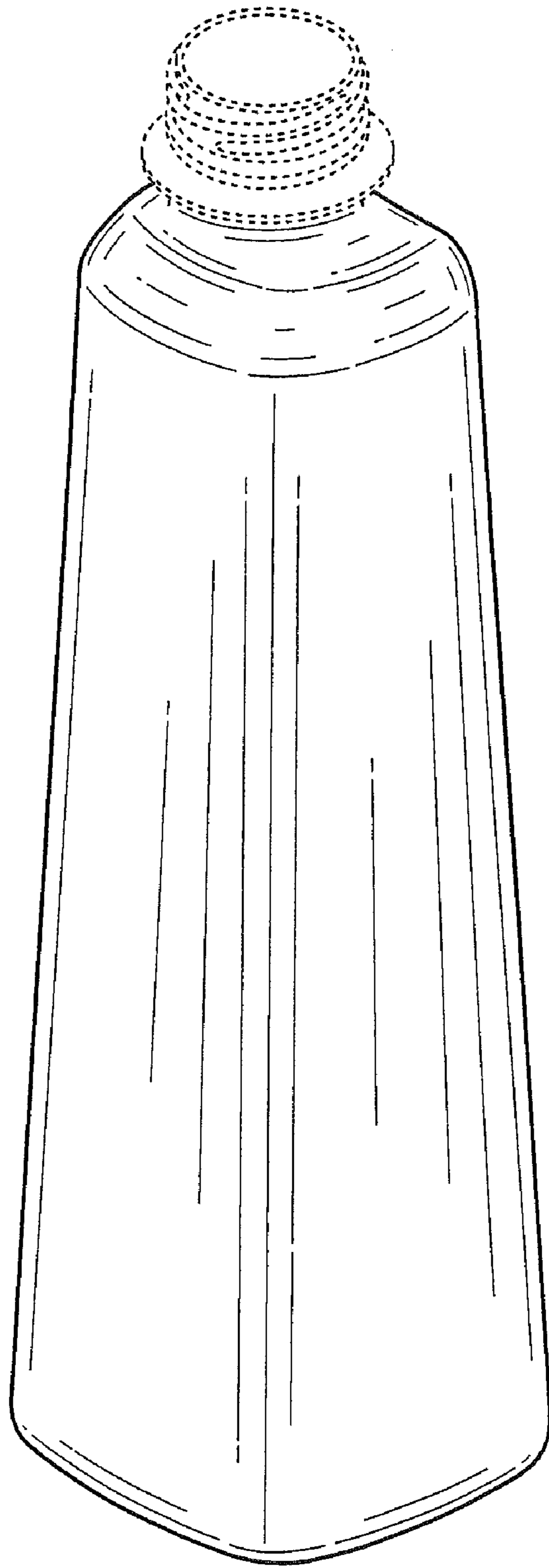


FIG. 1

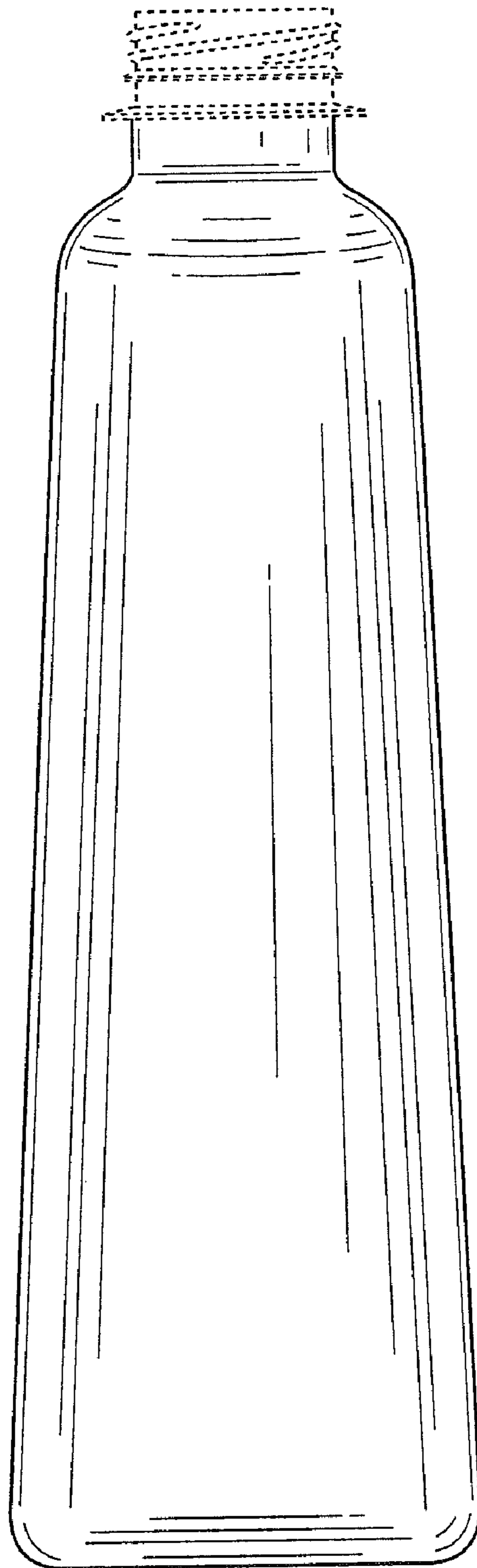


FIG. 2

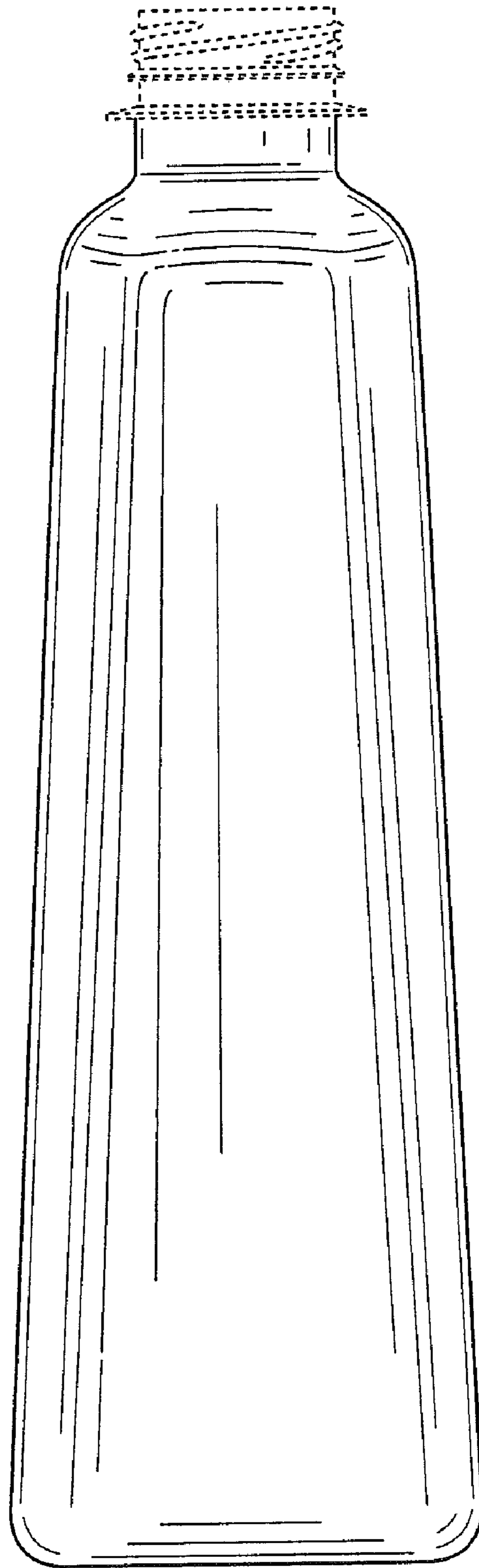


FIG. 3

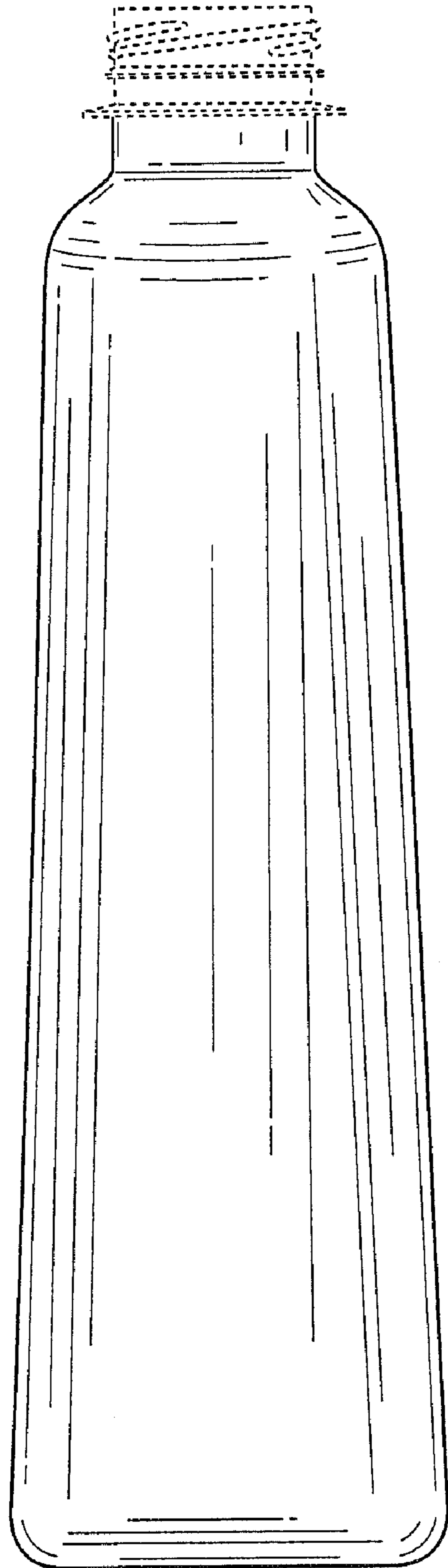


FIG. 4

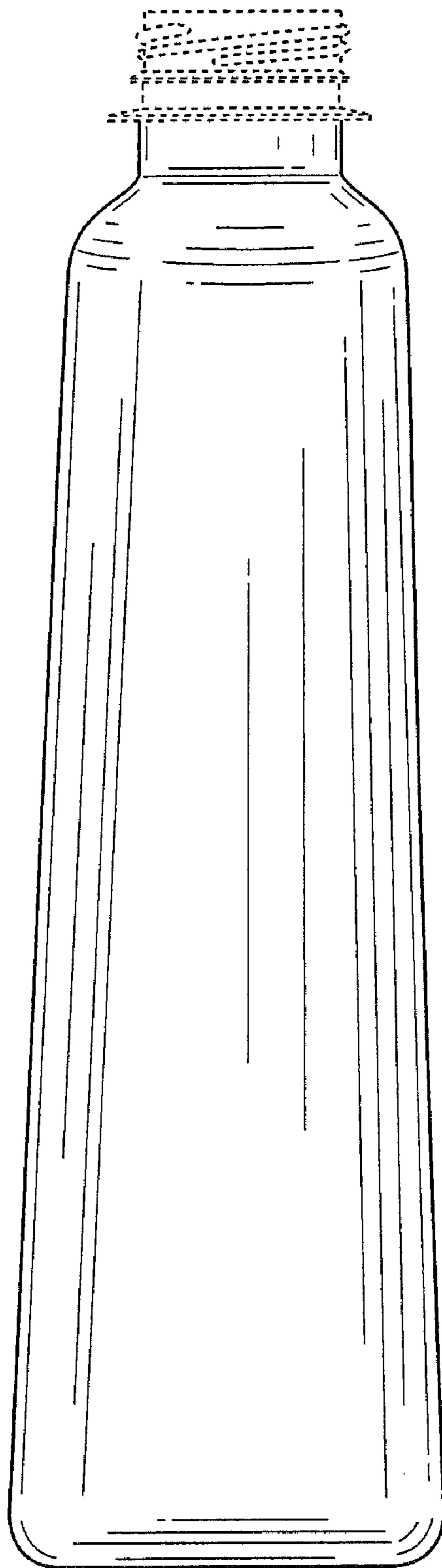


FIG. 5

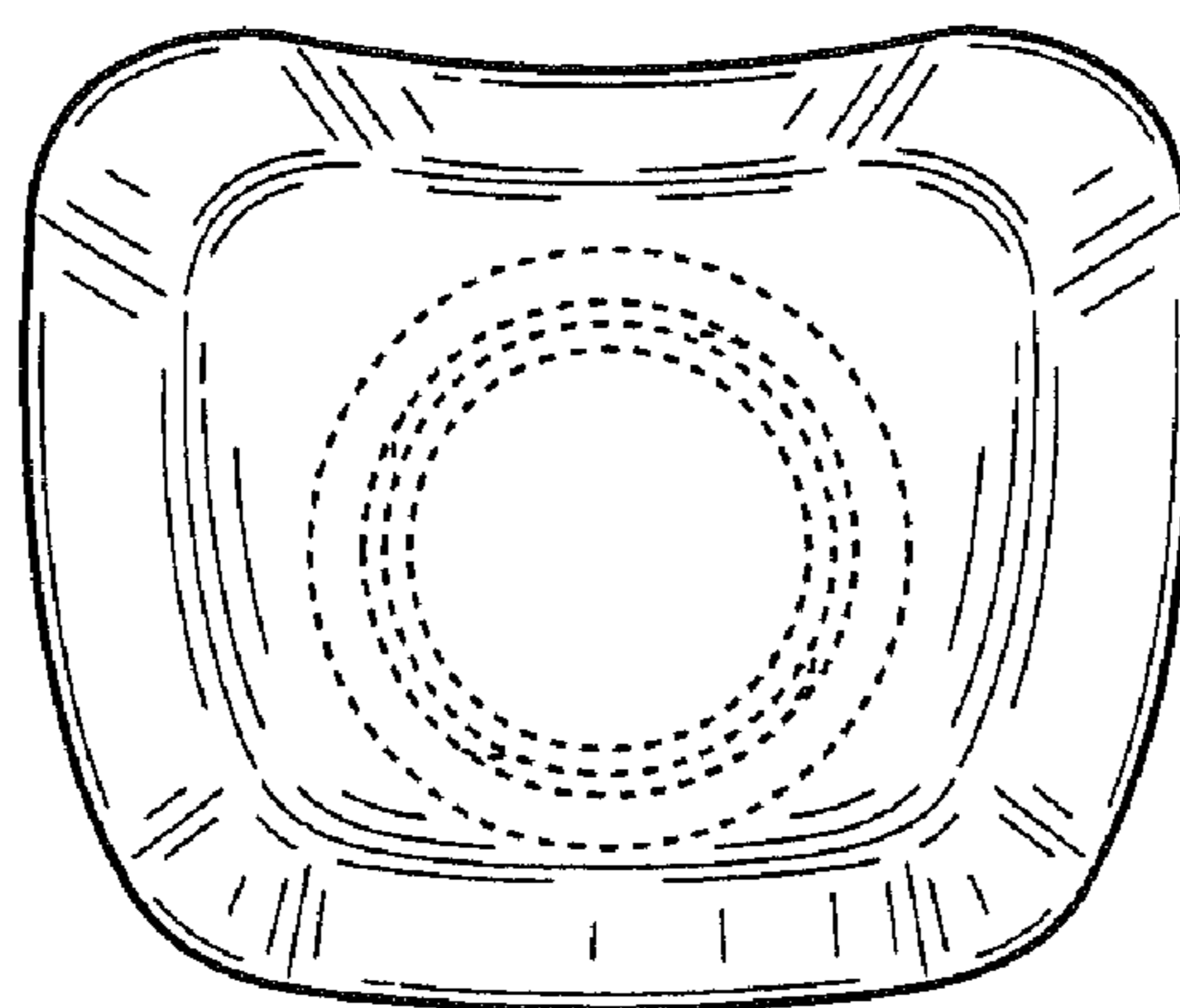


FIG. 6

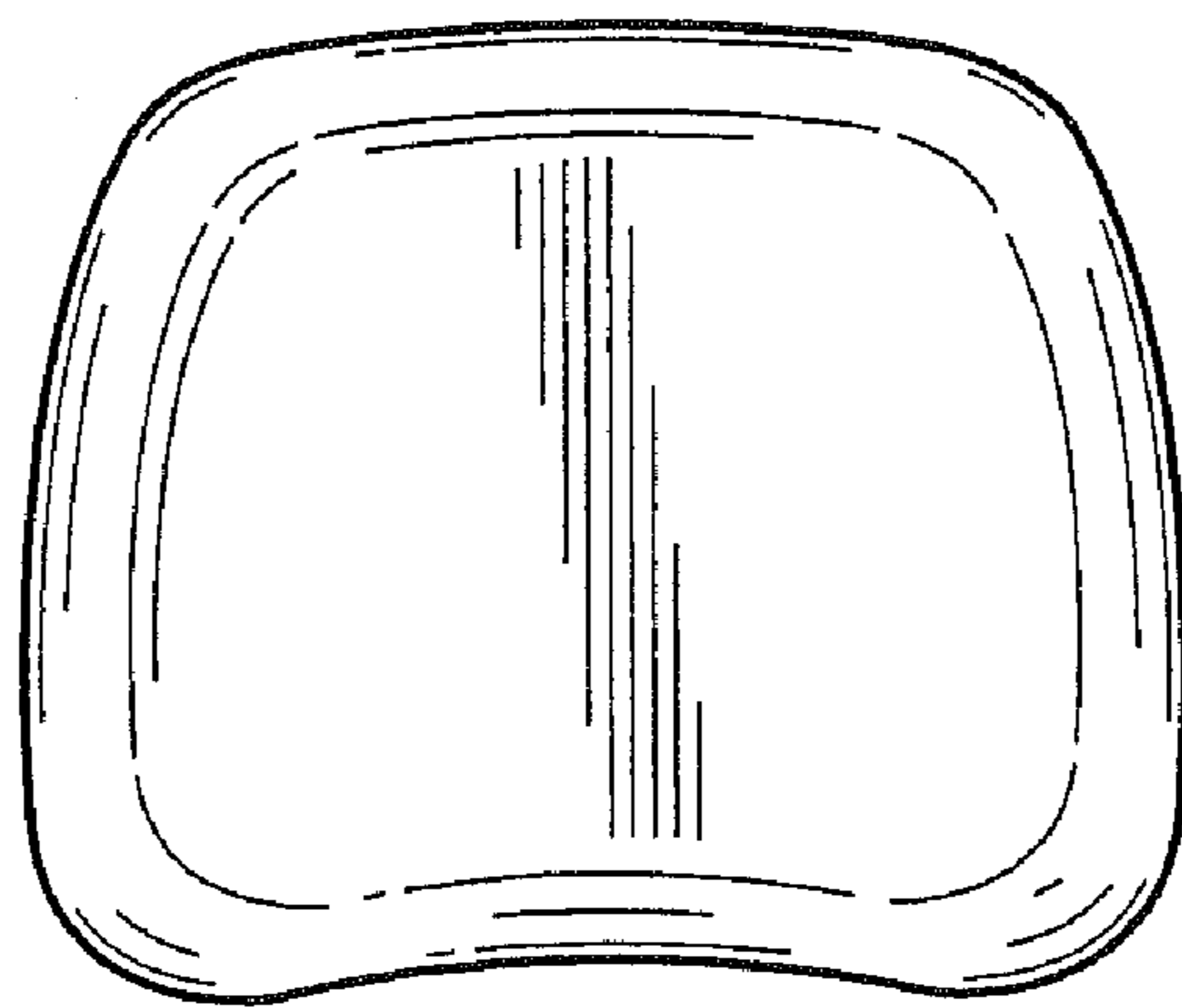


FIG. 7