

US00D665243S

(12) **United States Design Patent**  
**Yang**

(10) **Patent No.:** **US D665,243 S**

(45) **Date of Patent:** **\*\* Aug. 14, 2012**

(54) **SAFETY SECURING MECHANISM FOR SHEARS**

(76) Inventor: **Ching-Chen Yang**, Taichung (TW)

(\*\*) Term: **14 Years**

(21) Appl. No.: **29/402,619**

(22) Filed: **Sep. 25, 2011**

(51) **LOC (9) Cl.** ..... **08-05**

(52) **U.S. Cl.** ..... **D8/107**

(58) **Field of Classification Search** ..... D8/107,  
D8/5, 52, 56, 106; 30/131, 132, 134, 155,  
30/123.3, 124, 194, 199, 255, 262, 270, 266,  
30/248, 252, 251, 154, 254, 160, 164; 81/418,  
81/347; 16/430

See application file for complete search history.

(56) **References Cited**

**U.S. PATENT DOCUMENTS**

D268,982	S	*	5/1983	Harrison et al.	.....	D8/5
D323,769	S	*	2/1992	Ishida et al.	.....	D8/5
D324,470	S	*	3/1992	Grove	.....	D8/5
D393,189	S	*	4/1998	Spear et al.	.....	D8/5
D428,571	S	*	7/2000	Wen	.....	D8/107
6,418,626	B1	*	7/2002	Jang	.....	30/262
6,574,870	B1	*	6/2003	Huang	.....	30/252
D503,081	S	*	3/2005	Lucus et al.	.....	D8/107

D579,745	S	*	11/2008	Huang	.....	D8/107
D618,078	S	*	6/2010	Cripps et al.	.....	D8/52
D619,114	S	*	7/2010	Lu	.....	D14/138 AD
D630,479	S	*	1/2011	Yang	.....	D8/5
D631,322	S	*	1/2011	Wong	.....	D8/107
D652,272	S	*	1/2012	Atnip et al.	.....	D8/5
D652,276	S	*	1/2012	Good	.....	D8/52

\* cited by examiner

*Primary Examiner* — Paula Greene

(57) **CLAIM**

The ornamental design for a safety securing mechanism for shears, as shown and described.

**DESCRIPTION**

FIG. 1 is a perspective view of a safety securing mechanism for shears showing my new design; FIG. 2 is a front side view thereof; FIG. 3 is a back side view thereof; FIG. 4 is a left side view thereof; FIG. 5 is a right side view thereof; FIG. 6 is a top plan view thereof; FIG. 7 is a bottom plan view thereof; and, FIG. 8 is a perspective view thereof illustrating usage thereof. The broken lines in FIG. 8 are for illustrative purposes only and form no part of the claimed design.

**1 Claim, 6 Drawing Sheets**

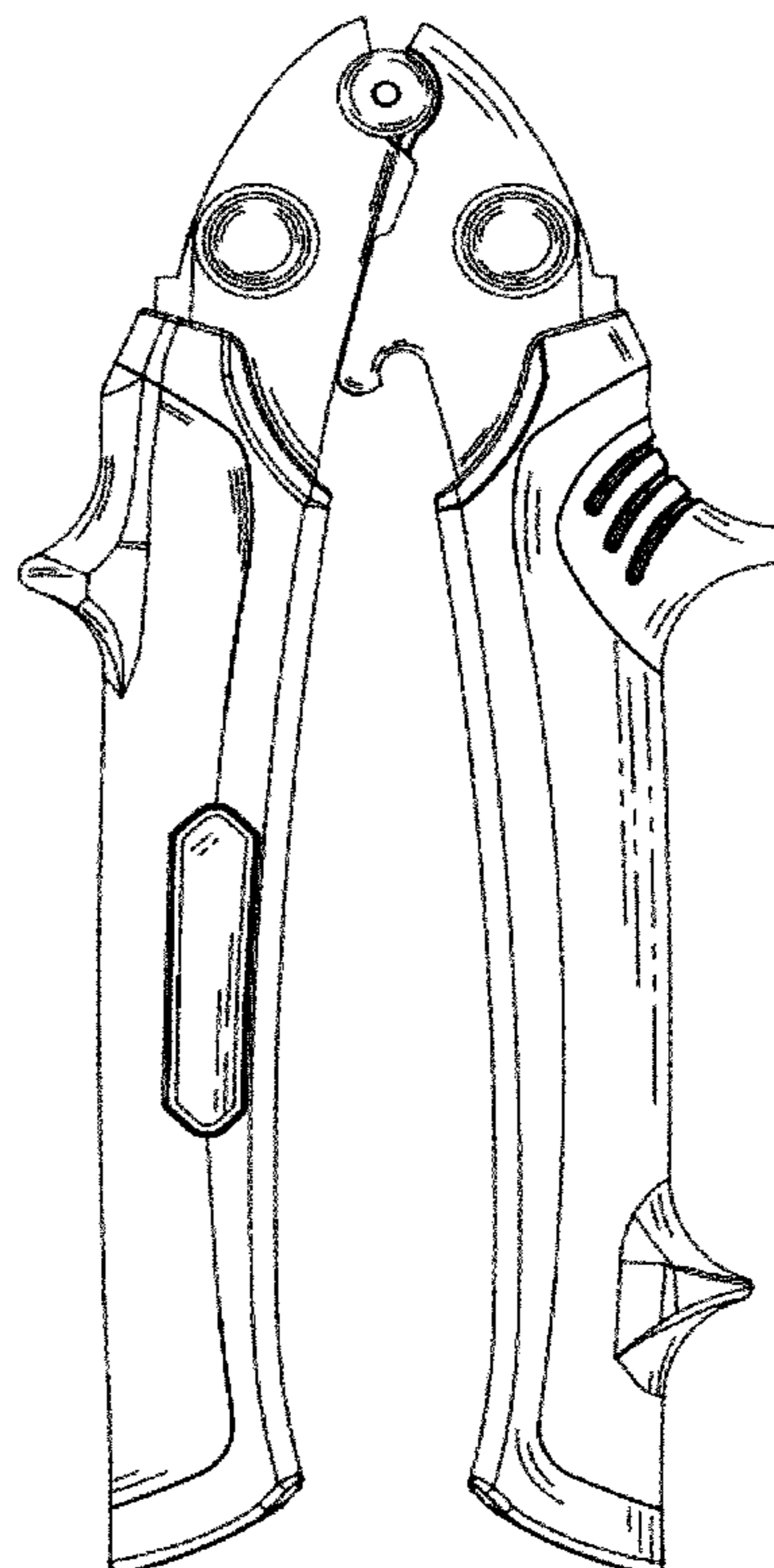
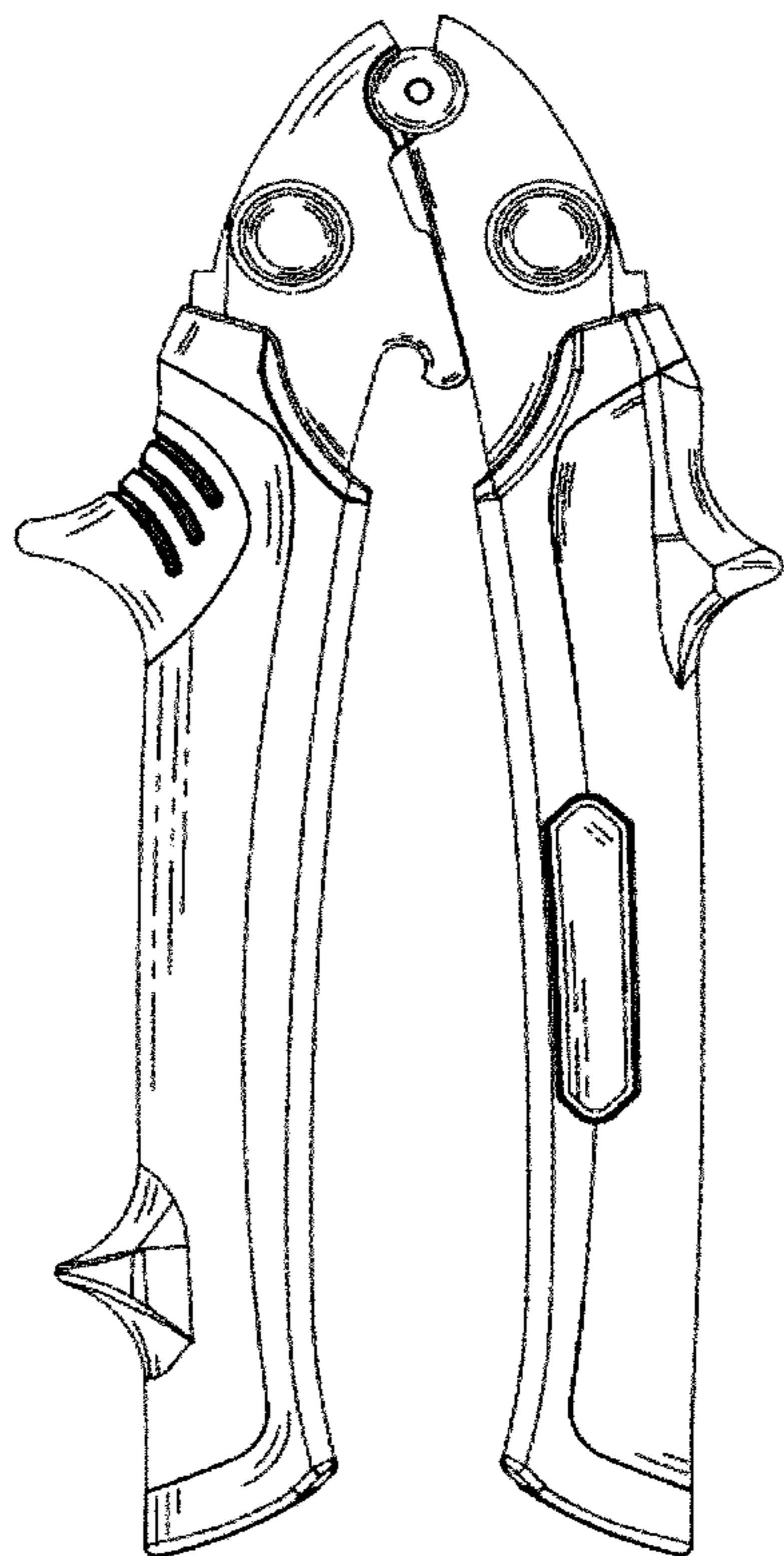




FIG. 1

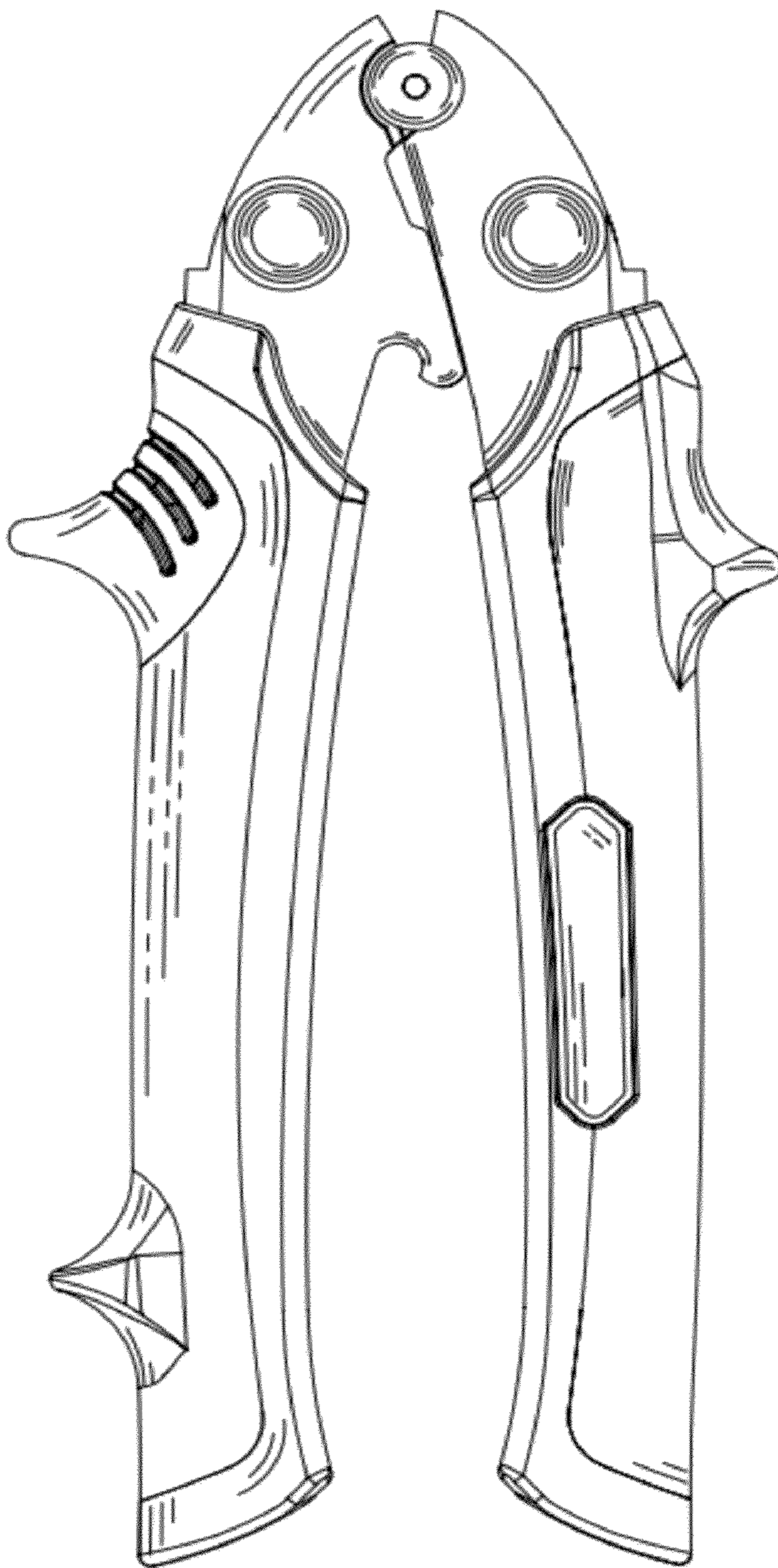


FIG. 2

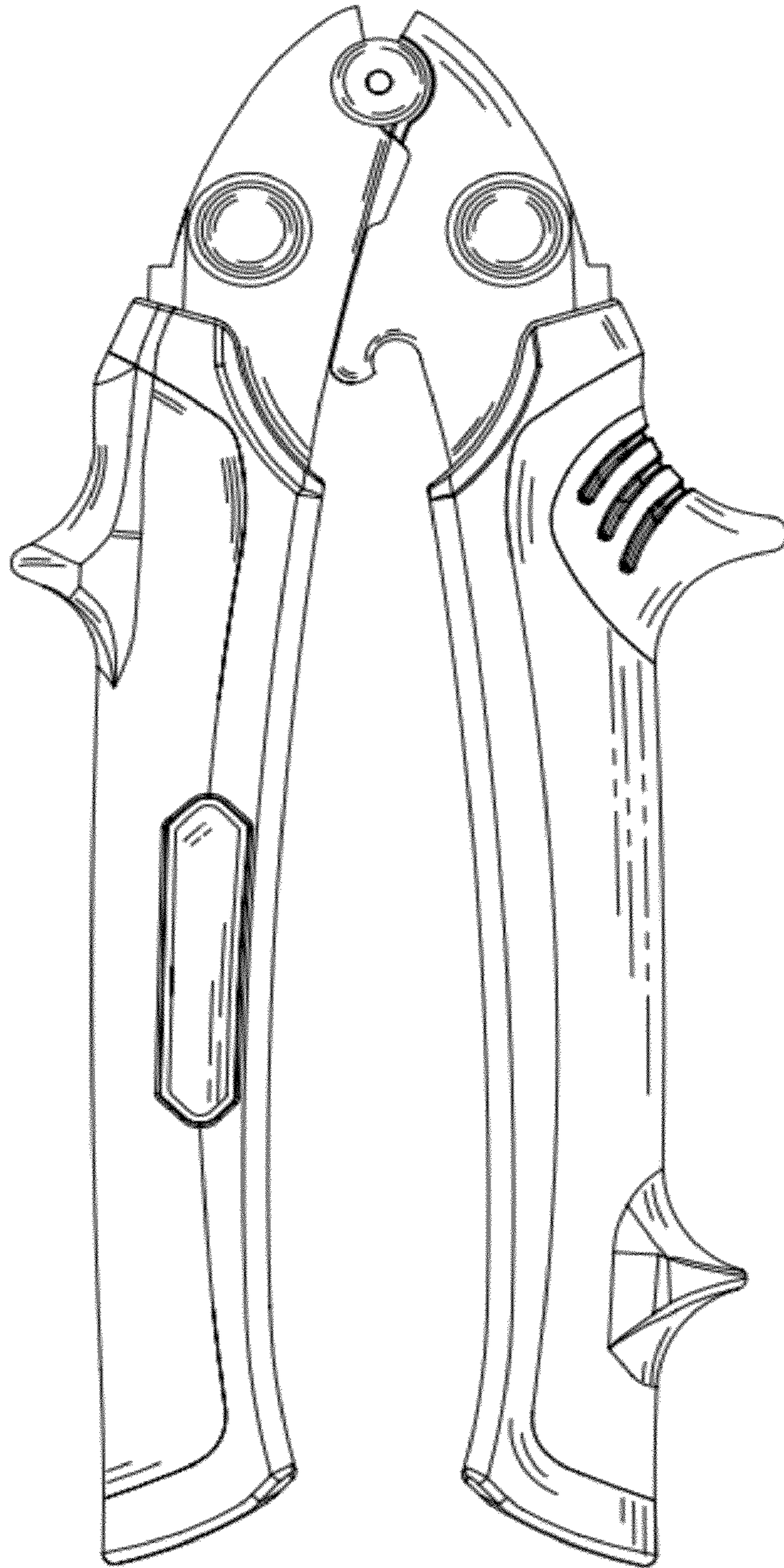


FIG. 3

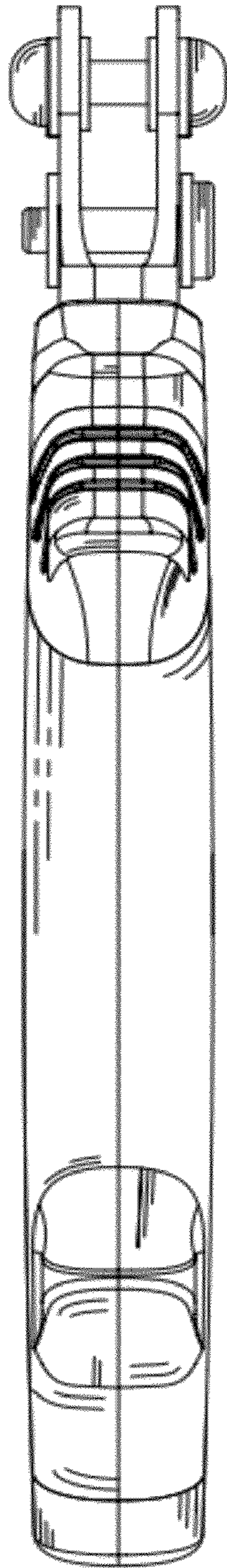


FIG. 4

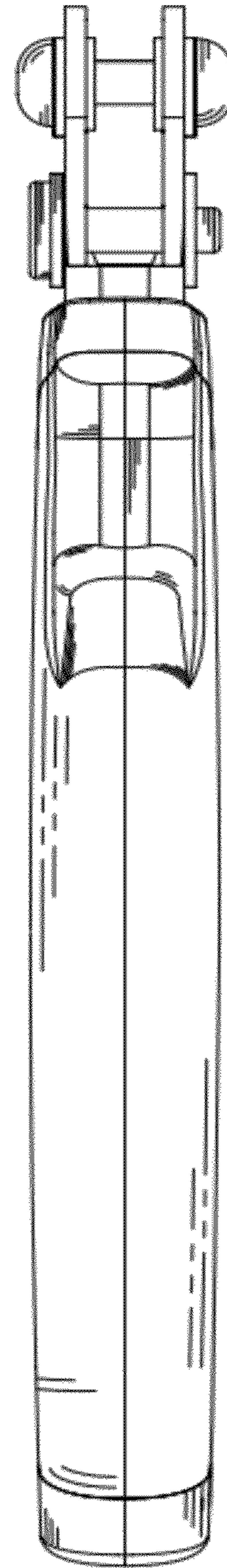


FIG. 5

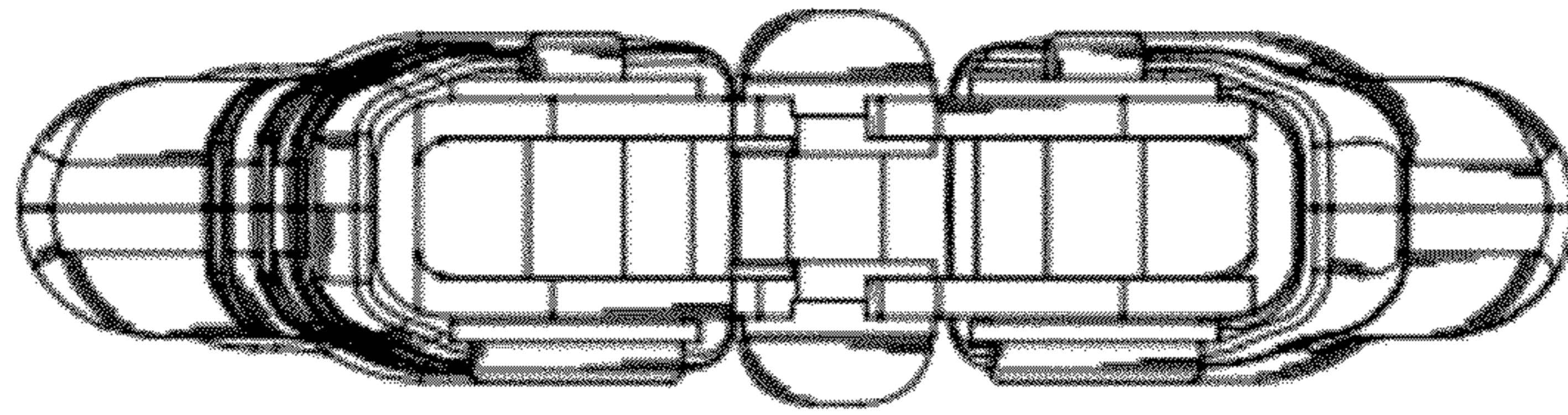


FIG. 6

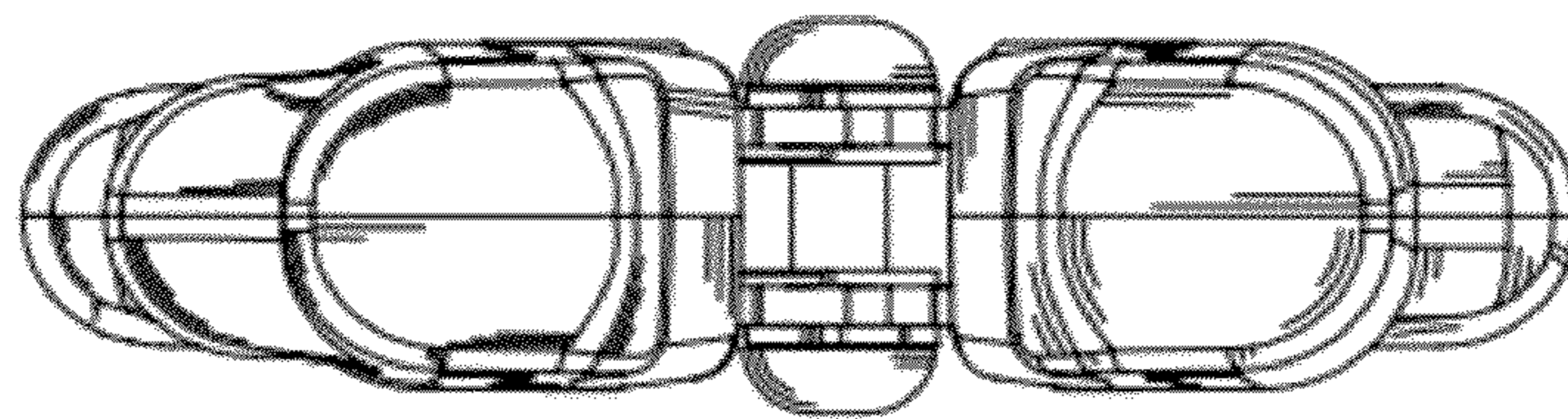


FIG. 7



FIG. 8