



US00D665234S

(12) **United States Design Patent**  
**Bagley**

(10) **Patent No.:** **US D665,234 S**

(45) **Date of Patent:** **\*\* Aug. 14, 2012**

(54) **EXPANDING COLANDER**

(75) Inventor: **Justin Bagley**, Seattle, WA (US)

(73) Assignee: **Progressive International Corporation**,  
Kent, WA (US)

(\*\*) Term: **14 Years**

(21) Appl. No.: **29/412,715**

(22) Filed: **Feb. 7, 2012**

(51) **LOC (9) Cl.** ..... **07-04**

(52) **U.S. Cl.** ..... **D7/667**

(58) **Field of Classification Search** ..... D7/667,  
D7/668, 400; 99/495, 490, 505-510; 100/113,  
100/110, 116, 127, 213, 248; 210/464, 470-478,  
210/497.1, 498, 499

See application file for complete search history.

(56) **References Cited**

**U.S. PATENT DOCUMENTS**

1,016,249	A	2/1912	Comtois
1,048,546	A	12/1912	Ketcham
1,247,006	A	11/1917	Reardon
1,310,773	A	7/1919	Willis
1,669,284	A	8/1926	Chetham
1,675,855	A	10/1927	Kogler et al.
1,688,846	A	10/1927	Andrews
1,874,498	A	10/1930	Glenny
1,950,378	A	5/1932	Andrews
2,006,566	A	1/1934	Zimmer
2,264,238	A	11/1941	Burdwood
2,464,921	A	5/1944	Chandler
2,391,215	A	6/1944	Zabel et al.
2,456,912	A	3/1945	Burrows
2,520,382	A	8/1946	Conrad et al.
2,732,696	A	1/1953	Baker
2,808,938	A	7/1953	Glover

D199,320	S	10/1964	Swett
3,170,875	A	2/1965	Swett
3,300,048	A	1/1967	Pollock
D237,032	S	10/1975	Montesi
D244,827	S	6/1977	Nevai
4,075,105	A	2/1978	Steiner et al.
4,220,534	A	9/1980	Perry
D259,535	S	6/1981	Daenen

(Continued)

**FOREIGN PATENT DOCUMENTS**

CA 2602047 9/2008

(Continued)

**OTHER PUBLICATIONS**

“One Source for Silicone Innovation,” *Dexas International, Ltd*;  
[www.dexas.com](http://www.dexas.com); 1 page. 2006.

(Continued)

*Primary Examiner* — Terry Wallace

(74) *Attorney, Agent, or Firm* — Lowe Graham Jones PLLC

(57) **CLAIM**

I claim the ornamental design for the expanding colander, as shown and described.

**DESCRIPTION**

FIG. 1 is a perspective view of the expanding colander, showing my new design.

FIG. 2 is a top view of the expanding colander.

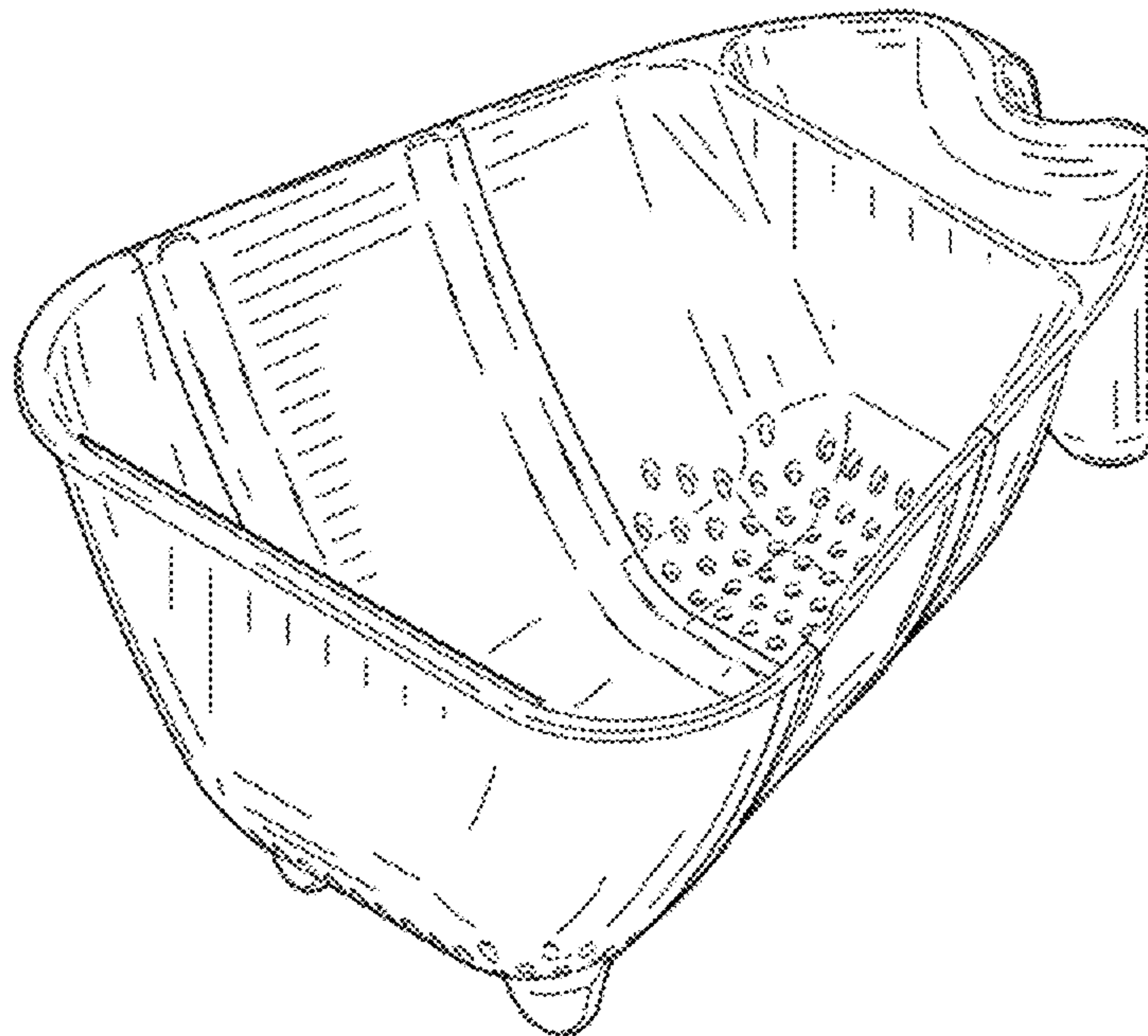
FIG. 3 is a right side view of the expanding colander, the left side view being a mirror image.

FIG. 4 is a front view of the expanding colander.

FIG. 5 is a back view of the expanding colander; and,

FIG. 6 is a bottom view of the expanding colander.

**1 Claim, 4 Drawing Sheets**



# US D665,234 S

Page 2

## U.S. PATENT DOCUMENTS

D272,972 S 3/1984 De Coster  
D286,490 S 11/1986 Carlson  
4,622,146 A 11/1986 O'Brien  
5,035,800 A 7/1991 Kopach  
D346,725 S \* 5/1994 Kolada ..... D7/667  
D359,202 S 6/1995 Cousins et al.  
5,900,293 A 5/1999 Zettle  
5,992,676 A 11/1999 Tsai  
D433,884 S 11/2000 Fujimoto  
D444,039 S 6/2001 Tong  
D469,667 S 2/2003 Burton  
6,547,080 B1 \* 4/2003 Guard ..... 210/464  
6,758,348 B2 7/2004 Adkins  
D498,648 S \* 11/2004 Lawson et al. .... D7/667  
D502,847 S 3/2005 Leonori  
D503,313 S \* 3/2005 Shamoon ..... D7/667  
D514,764 S \* 2/2006 Kumagai ..... D32/55  
D558,535 S \* 1/2008 Curtin ..... D7/667  
D558,536 S 1/2008 Curtin  
7,325,694 B2 2/2008 Bushey  
7,678,271 B2 3/2010 Curtin  
2003/0217649 A1 11/2003 Leonori

2006/0060522 A1 3/2006 Bushey  
2006/0096929 A1 5/2006 Repp et al.  
2007/0181489 A1 8/2007 Lee  
2007/0251874 A1 11/2007 Stewart  
2008/0011671 A1 1/2008 Syrkos

## FOREIGN PATENT DOCUMENTS

CN 201119807 9/2008  
CN 201167889 12/2008  
EP 1764017 3/2007  
GB 2028675 3/1980  
JP 09-192031 7/1997  
WO 2006054168 5/2006

## OTHER PUBLICATIONS

"Strainer," Normann Copenhagen, Good Design 2005; www.normann-copenhagen.com; 1 page. Printed Jul. 13, 2006.  
"The Normann Collapsible Colander," Smart Stuff; www.smartstuff.se; 2 pages. Printed Jul. 13, 2006.  
"Prepology Set of 3 Silicone Collapsible Colanders," QVC, www.qvc.com, 5 pages. printed Jul. 5, 2006.

\* cited by examiner

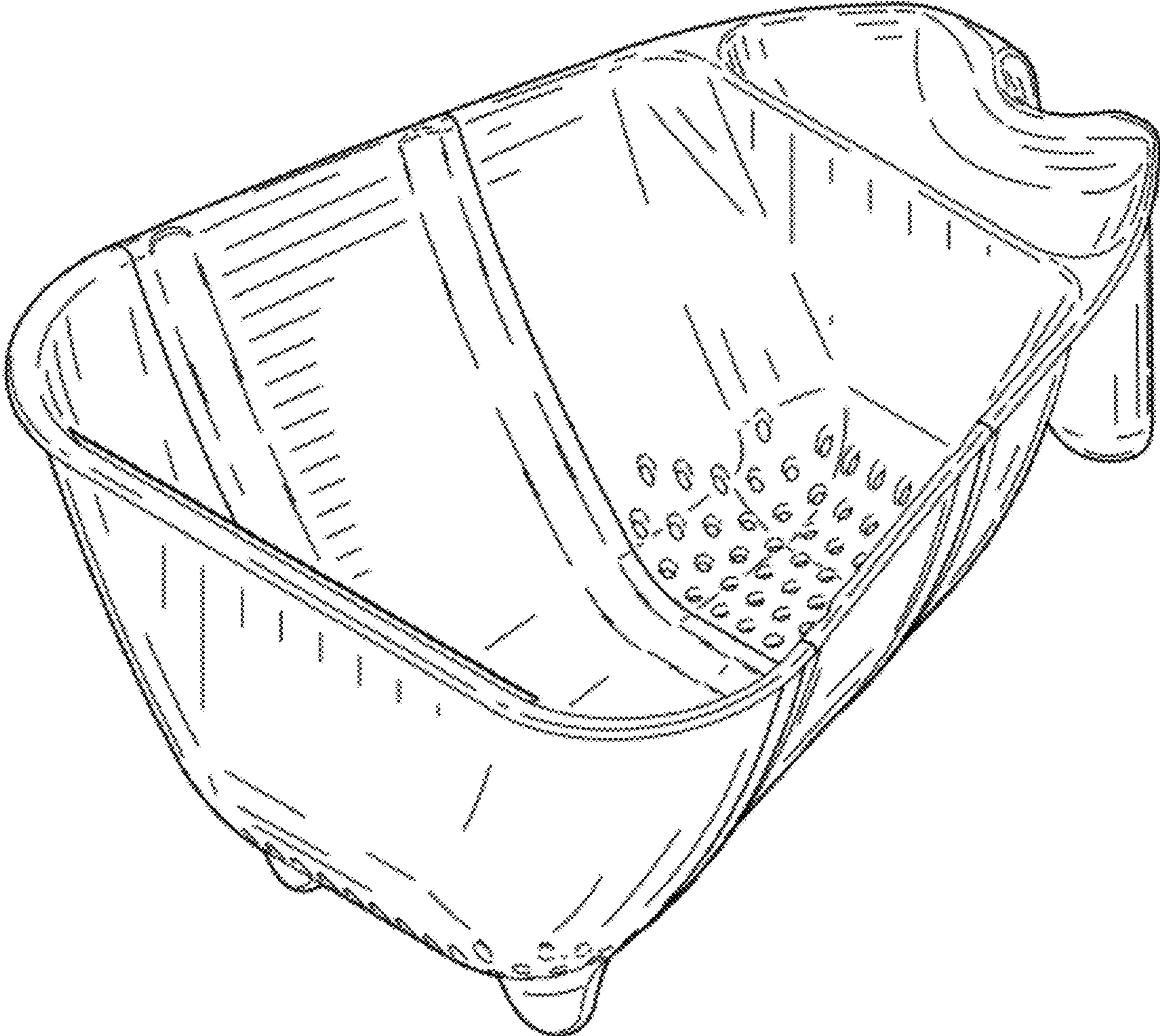


FIG.1



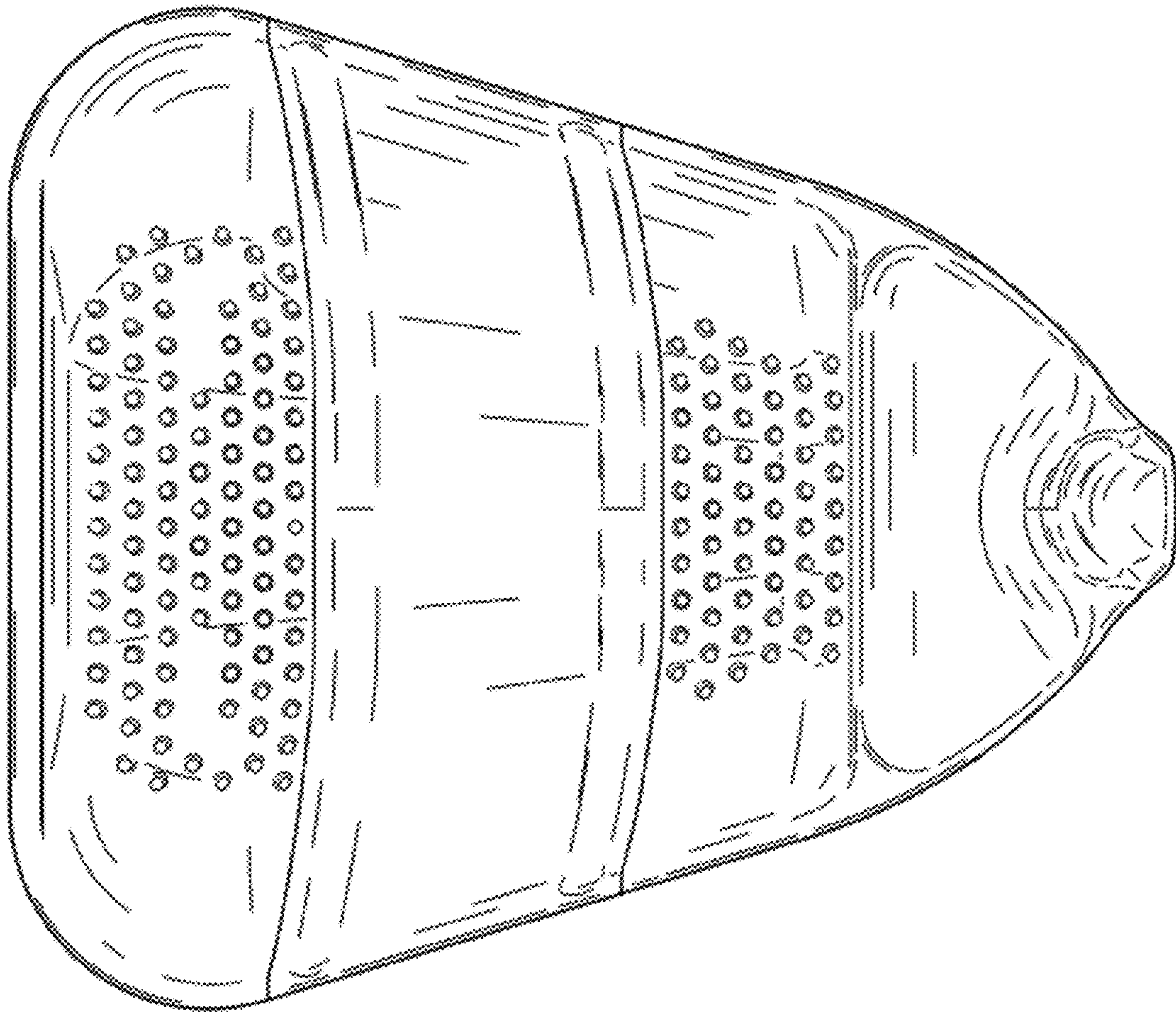


FIG. 2

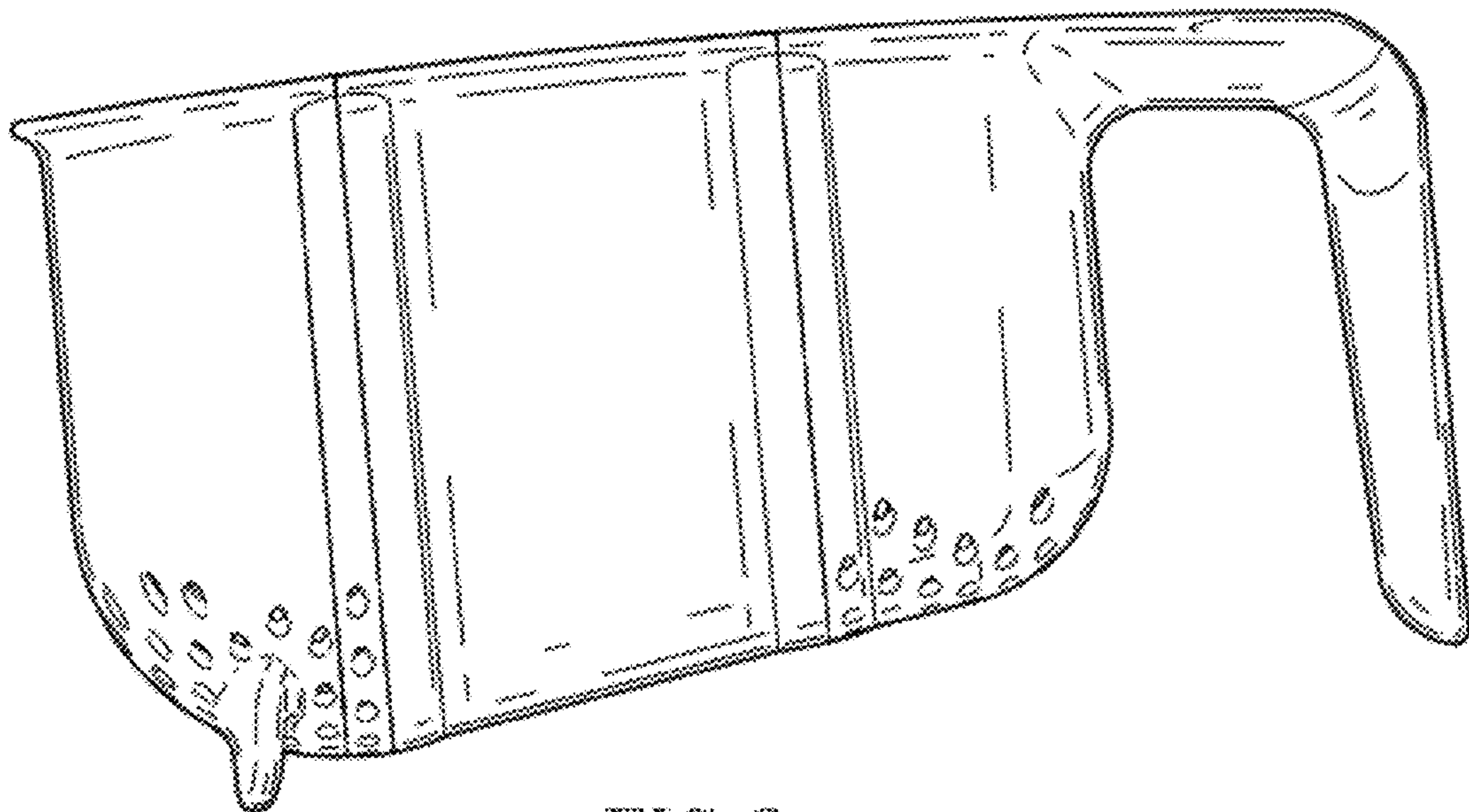


FIG. 3




FIG. 4

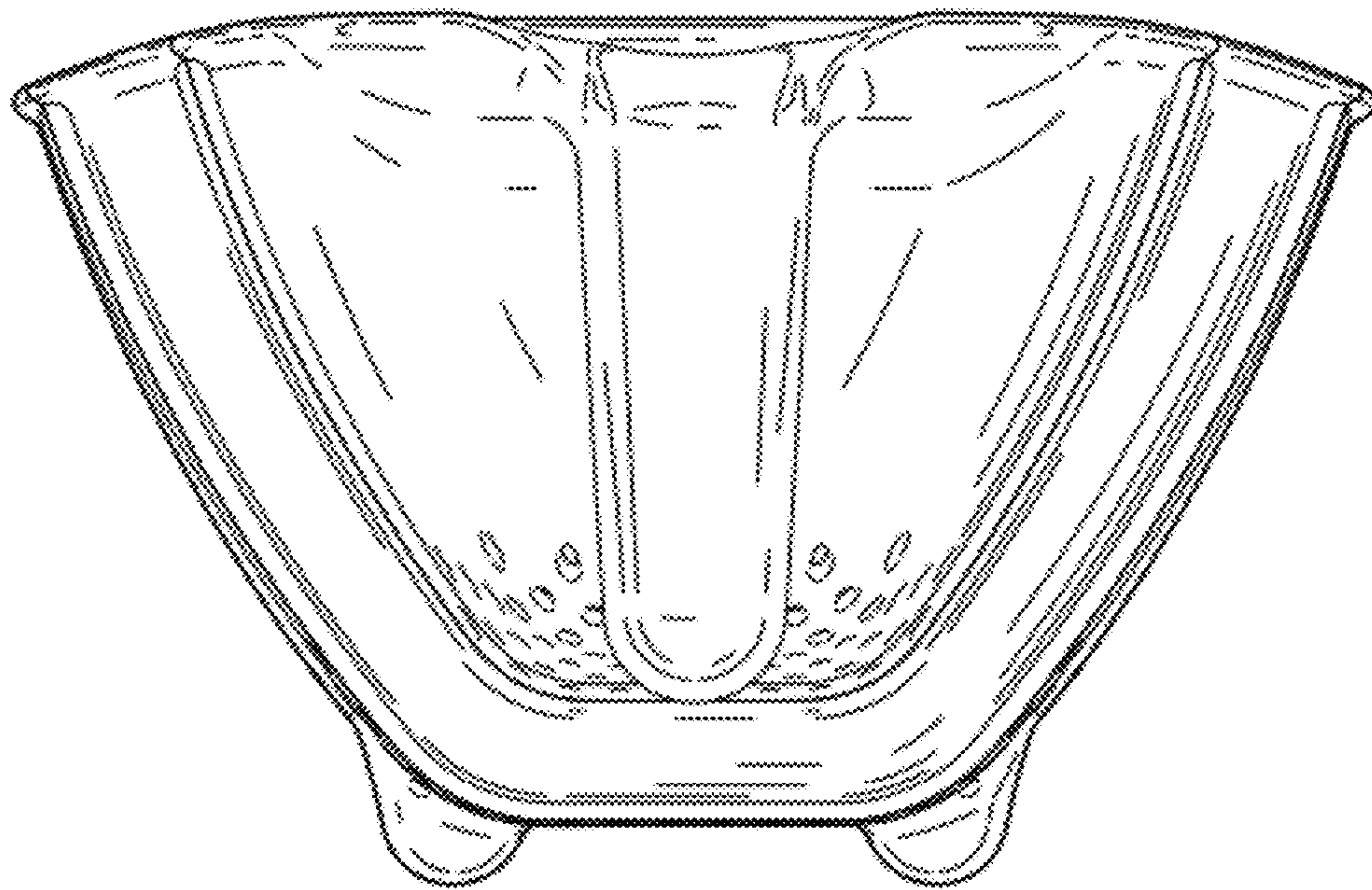


FIG. 5



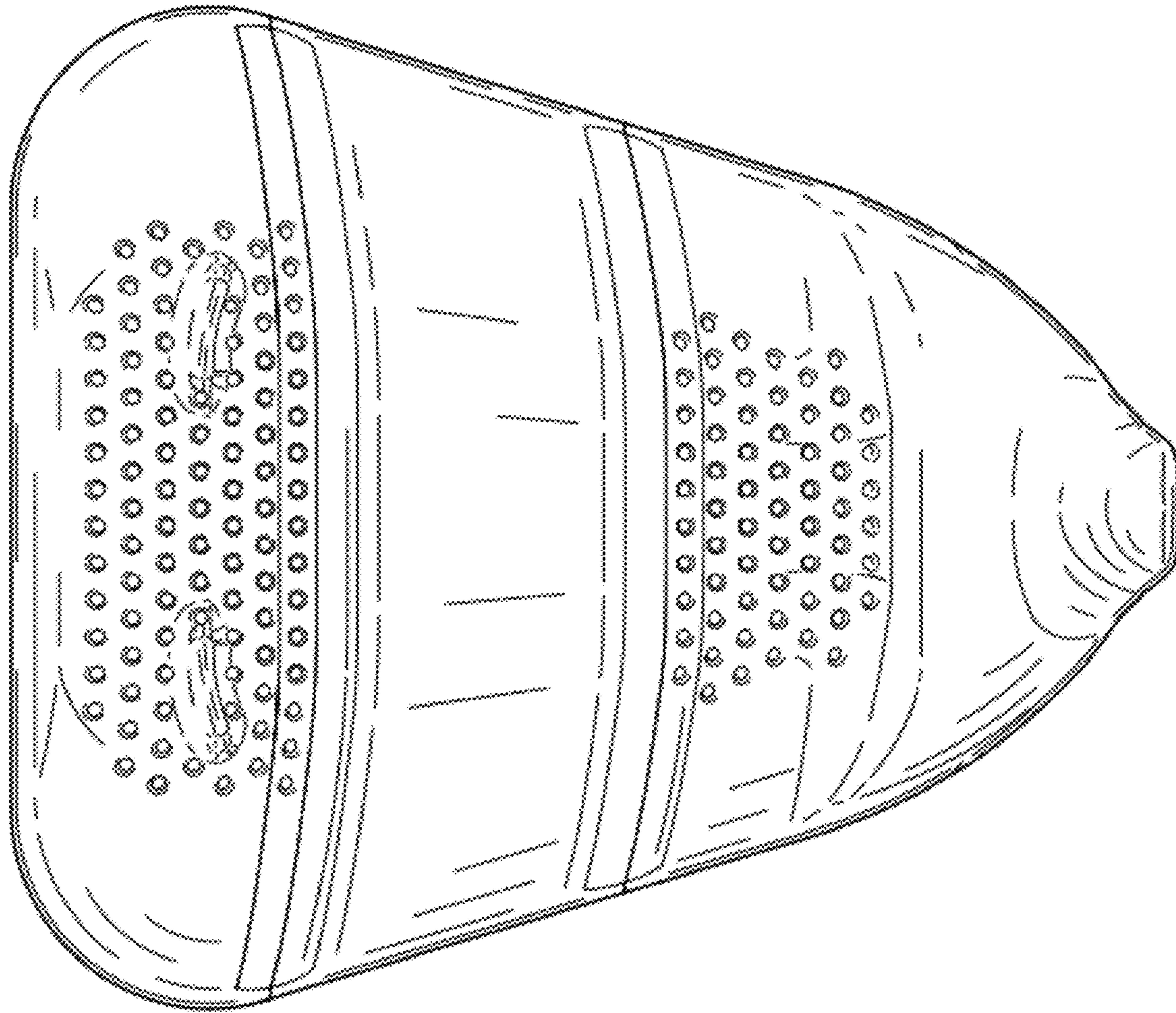


FIG. 6