

US00D665231S

(12) **United States Design Patent**
Pola

(10) **Patent No.:** **US D665,231 S**

(45) **Date of Patent:** **** Aug. 14, 2012**

(54) **CUP FOR COOLING BEVERAGES**

(75) **Inventor:** **Richard M. Pola**, Manhattan Beach, CA (US)

(73) **Assignee:** **Richard Pola & Associates, Inc.**, Hermosa Beach, CA (US)

(**) **Term:** **14 Years**

(21) **Appl. No.:** **29/363,411**

(22) **Filed:** **Jun. 9, 2010**

(51) **LOC (9) Cl.** **07-01**

(52) **U.S. Cl.** **D7/608; D7/507; D7/523**

(58) **Field of Classification Search** D7/507, D7/509, 510, 511, 523, 524, 527, 528, 537, D7/603-608, 629; 215/392-398, 400; 220/703, 220/598, 592.2, 592.16, 592.17, 23.87; D9/500, D9/504, 539, 544-546, 549

See application file for complete search history.

(56) **References Cited**

U.S. PATENT DOCUMENTS

2,510,237	A	6/1950	Mahoney	
2,577,030	A	12/1951	Neumann	
2,945,314	A	7/1960	Baldwin	
4,239,223	A	12/1980	Wilson	
4,645,471	A	2/1987	Herring	
5,040,719	A	8/1991	Ballway	
5,123,190	A	6/1992	Erberber	
5,478,586	A	12/1995	Connor	
D379,589	S *	6/1997	Rhodes et al.	D9/500
5,635,233	A	6/1997	Levinson	
D404,970	S *	2/1999	Asberg	D7/511
5,887,510	A	3/1999	Porter	
D412,806	S	8/1999	Pierce	
5,932,098	A	8/1999	Ross	
6,231,909	B1	5/2001	Levinson	
D461,368	S *	8/2002	Durand	D7/523
D480,927	S *	10/2003	Gjersvik	D7/603
D520,302	S *	5/2006	Yeh	D7/530
7,194,951	B1	3/2007	Porter	
D567,658	S *	4/2008	King	D9/504

D582,724	S *	12/2008	Dretzka	D7/523
D583,671	S *	12/2008	Bourne	D9/500
D586,181	S	2/2009	Pola	
D590,658	S	4/2009	Pola	
D603,220	S *	11/2009	Ghiorghie	D7/523
D614,497	S	4/2010	Pola	
D623,898	S *	9/2010	Snell	D7/523
2007/0151461	A1	7/2007	Edmark	

OTHER PUBLICATIONS

www.bodumusa.com; 7 page printout from Internet Website on Mar. 27, 2008.

www.oxo.com; 2 page printout from Internet Website on Mar. 27, 2008.

www.rei.com; 17 page printout from Internet Website on Mar. 27, 2008.

* cited by examiner

Primary Examiner — Terry Wallace

(74) *Attorney, Agent, or Firm* — Law Office of David Hong

(57) **CLAIM**

The ornamental design for a cup for cooling beverages, as shown and described.

DESCRIPTION

FIG. 1 is a perspective view of an embodiment of my new design for a cup, with both the inner and outer cup walls being transparent.

FIG. 2 is a side elevation view of the cup in FIG. 1; the other elevation views would be identical to this shown side elevation view.

FIG. 3 is a top view of the cup in FIG. 1.

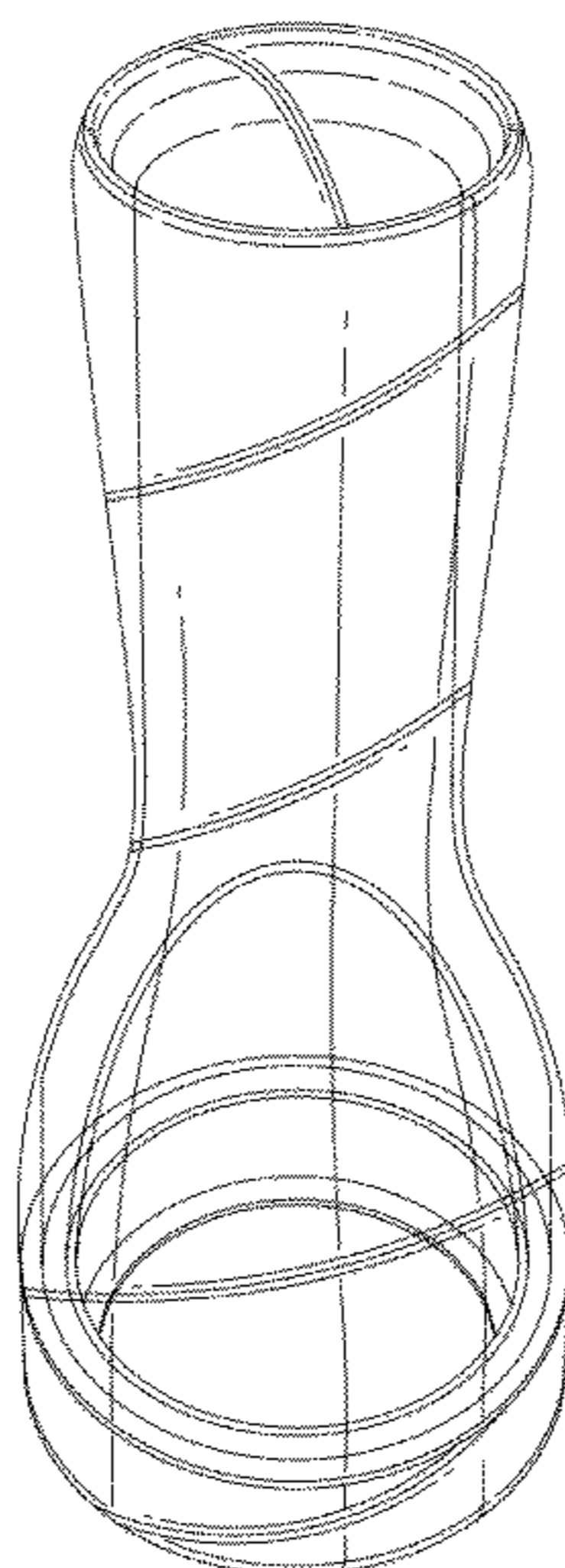
FIG. 4 is a bottom view of the cup in FIG. 1.

FIG. 5 is a cross-sectional view of the cup in FIG. 1; and,

FIG. 6 is an exploded view of the cup in FIG. 1 with the lower cap removed.

The broken lines shown in the drawing views are included for the purpose of showing environmental structure that forms no part of the claimed design.

1 Claim, 5 Drawing Sheets



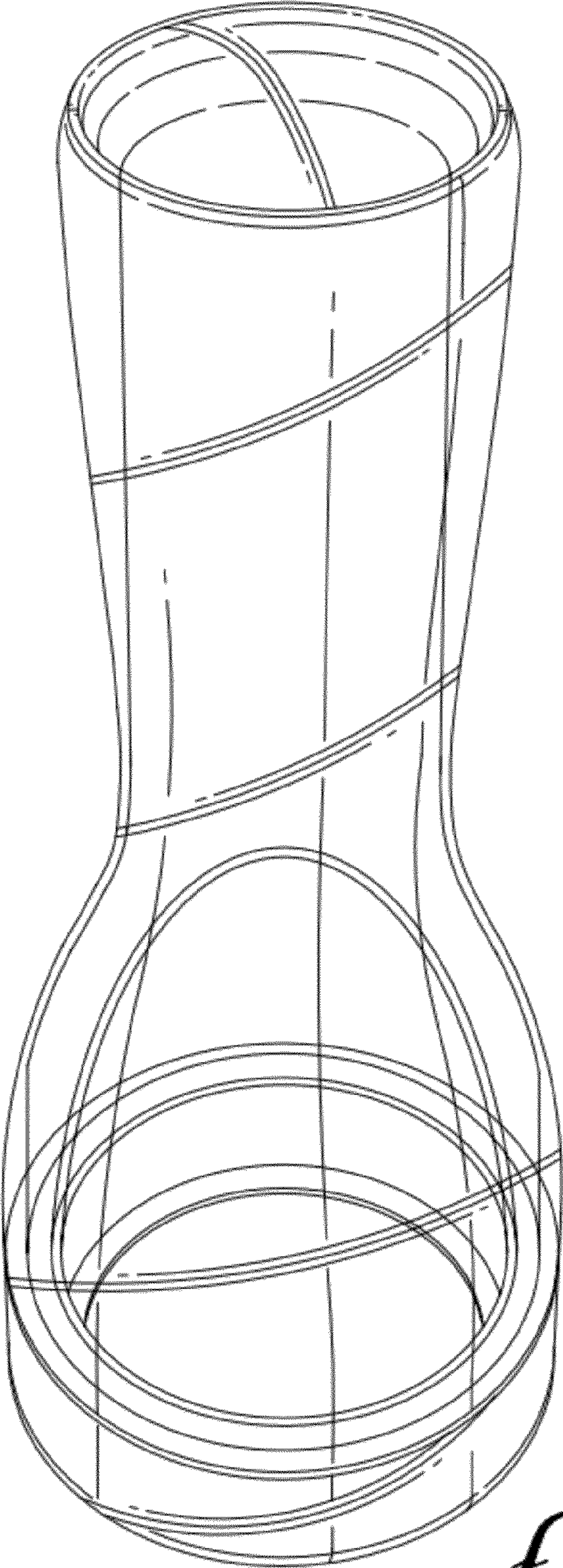


FIG. 1

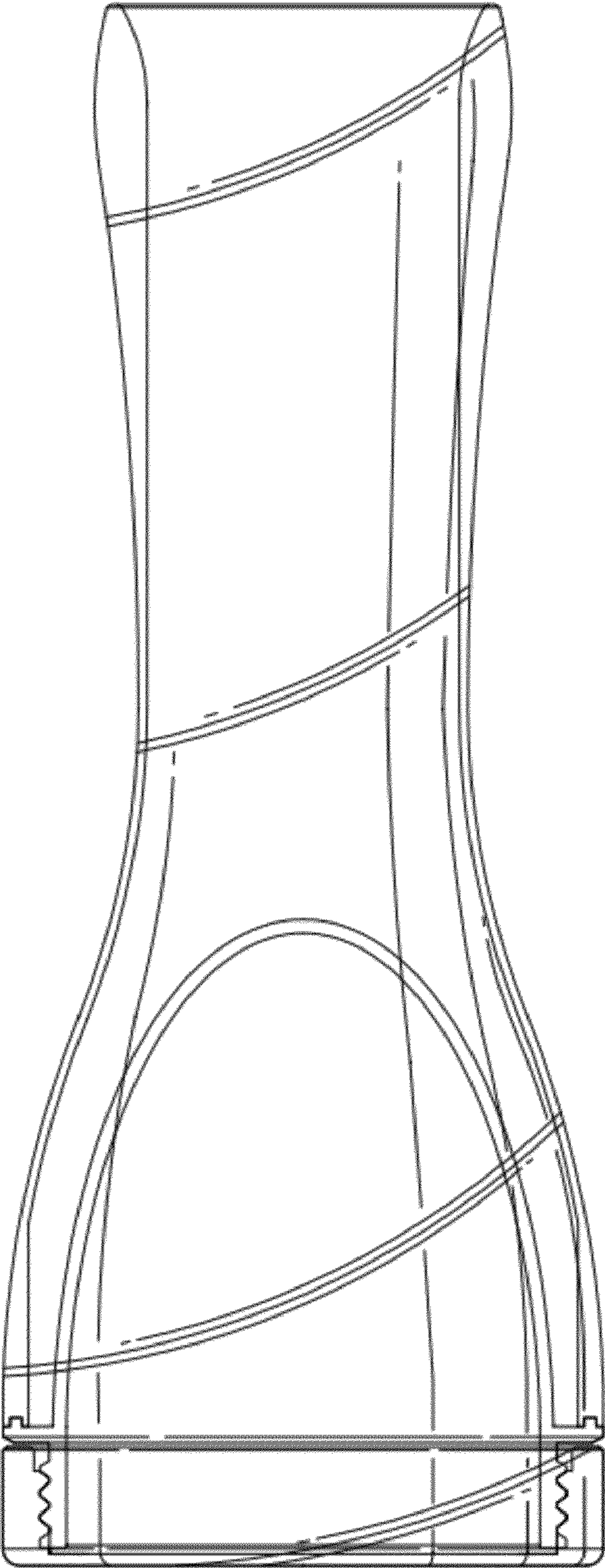


FIG. 2

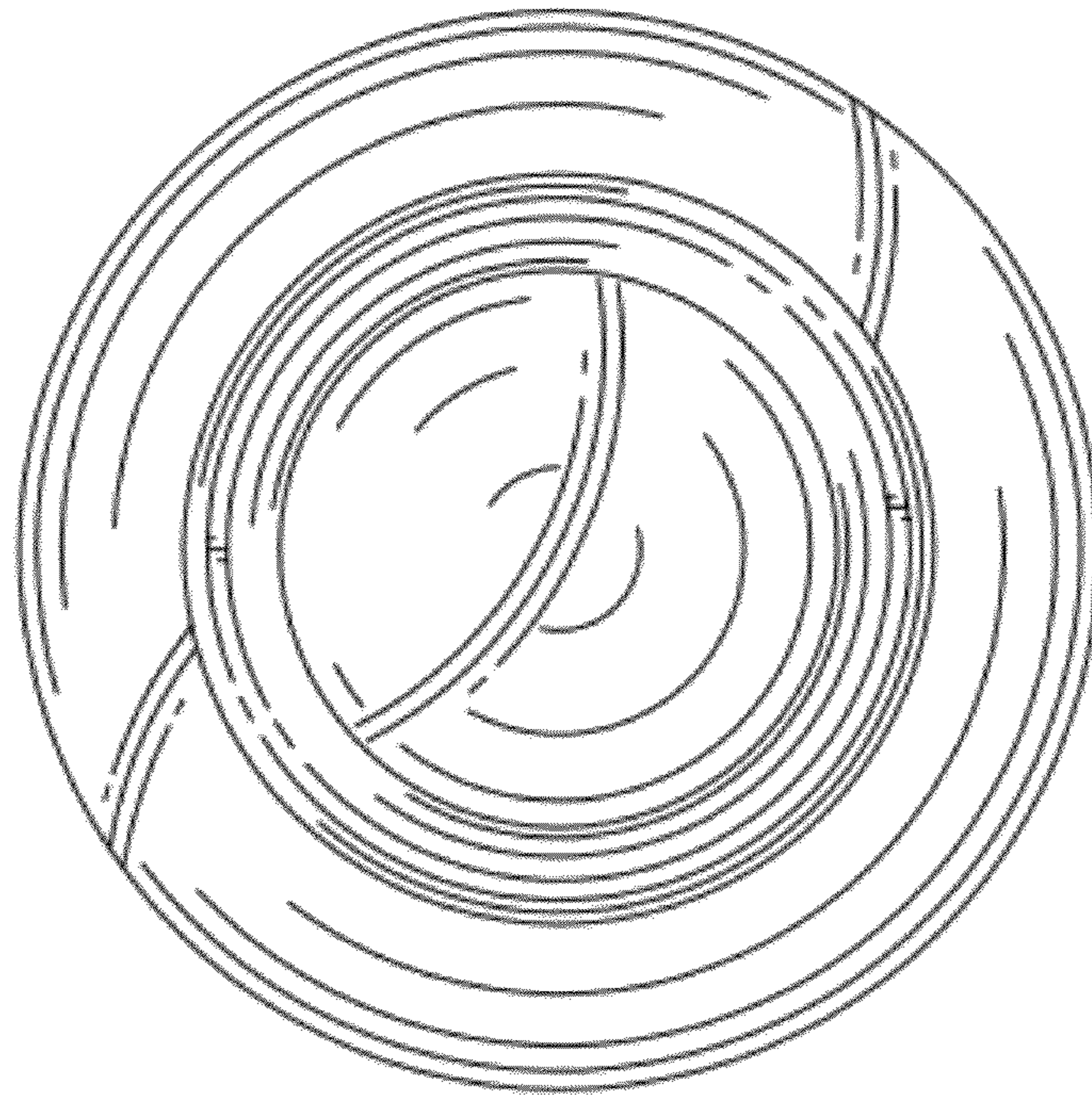


FIG. 3

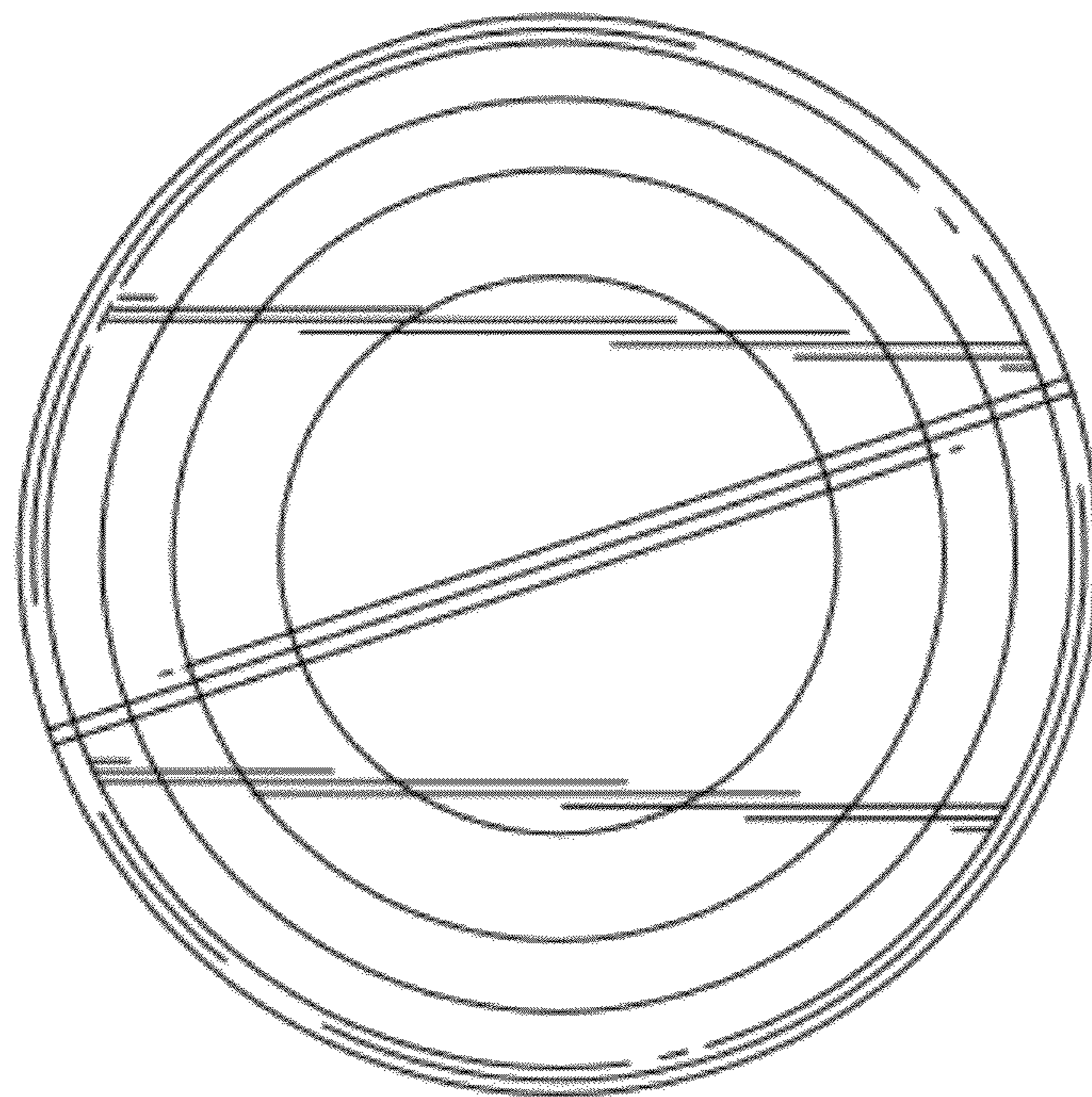


FIG. 4

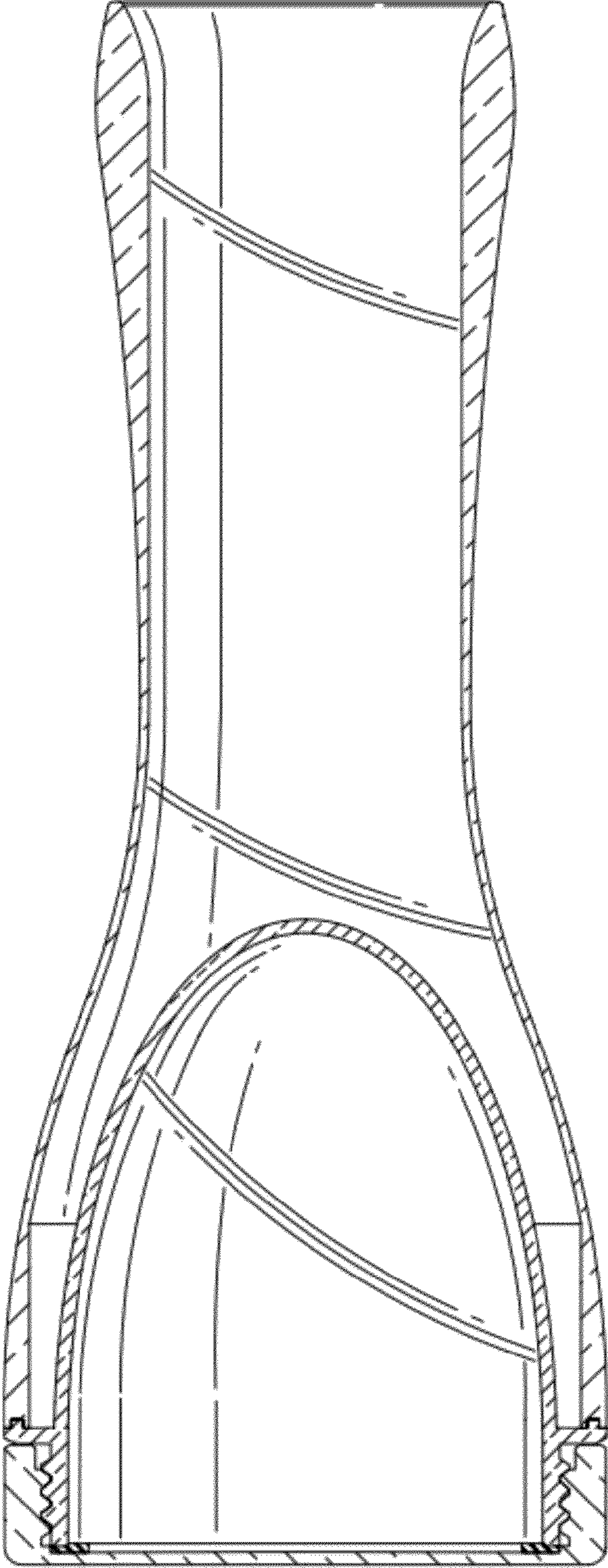


FIG. 5

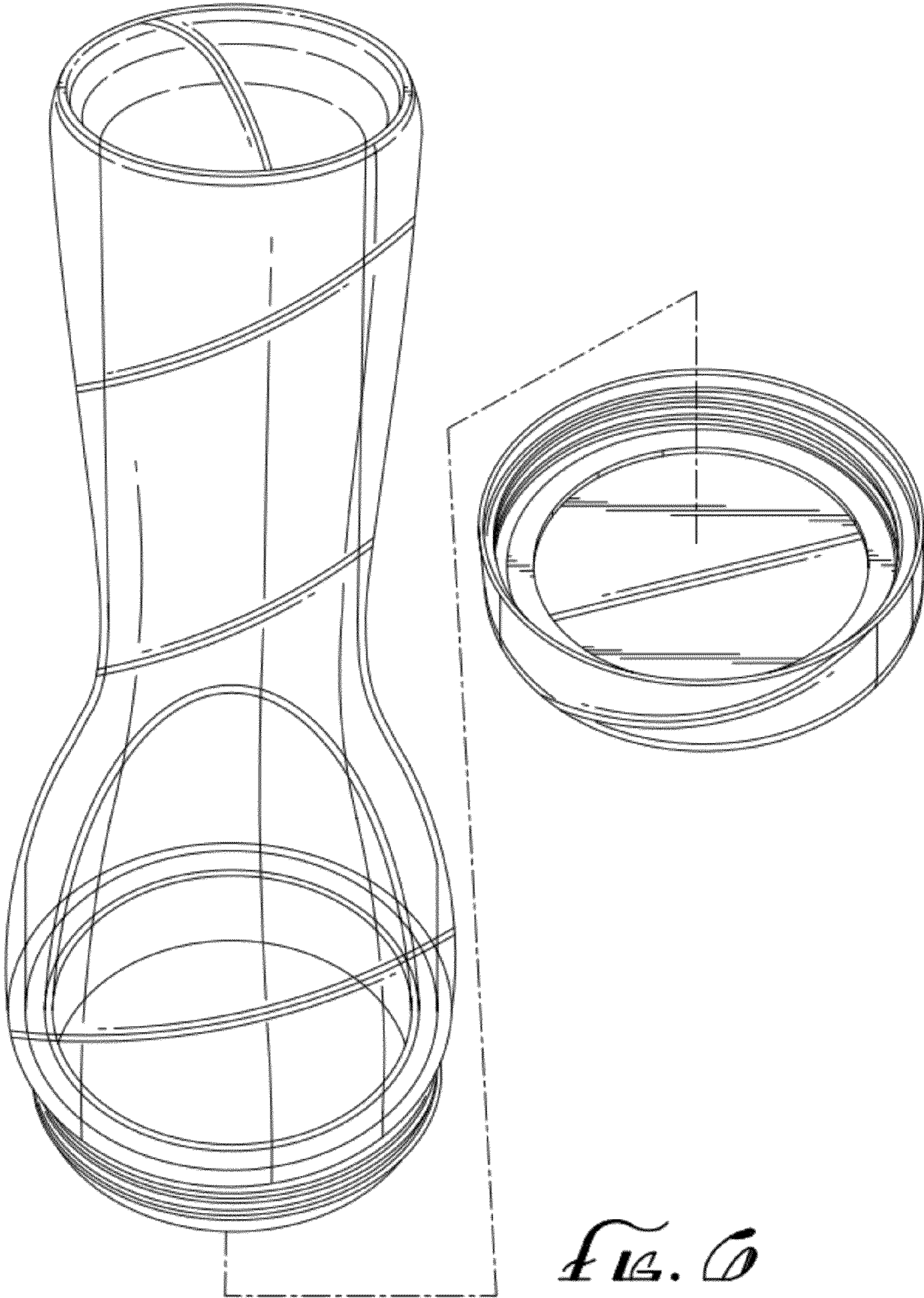


FIG. 6