

US00D665222S

(12) **United States Design Patent**  
**Cerasani**

(10) **Patent No.:** **US D665,222 S**

(45) **Date of Patent:** **\*\* Aug. 14, 2012**

(54) **SEALABLE CUP HAVING STORAGE**

(75) Inventor: **Anthony M. Cerasani**, Austin, TX (US)

(73) Assignee: **Platinum Products, LLC**, Austin, TX (US)

(\*\*) Term: **14 Years**

(21) Appl. No.: **29/393,909**

(22) Filed: **Jun. 10, 2011**

(51) **LOC (9) Cl.** ..... **31-00**

(52) **U.S. Cl.** ..... **D7/378; D7/376**

(58) **Field of Classification Search** ..... D7/301–313,  
D7/316–319, 368, 372–386, 399, 412–415,  
D7/510, 515, 665, 679; 99/326, 348, 508–511;  
241/30–37.5, 101.01–101.2, 166–169.1,  
241/172, 282.2, 285.1–285.3, 291, 292.1;  
366/64–67, 98, 129, 142, 197–211, 241–254,  
366/262, 279–292, 325.8, 325.92, 341–347;  
416/75–77, 70 R, 163

See application file for complete search history.

(56) **References Cited**

**U.S. PATENT DOCUMENTS**

2,922,628	A	1/1960	Koe	.....	366/129
5,720,552	A *	2/1998	Schindlegger	.....	366/197
D391,802	S *	3/1998	Wong	.....	D7/378
D426,742	S *	6/2000	Gartz et al.	.....	D7/376
D432,865	S *	10/2000	Cohen	.....	D7/510
D449,762	S *	10/2001	Jacober et al.	.....	D7/376
D510,235	S	10/2005	Sorensen	.....	D7/510
D510,678	S *	10/2005	Krasne et al.	.....	D7/376
D559,034	S *	1/2008	Bodum	.....	D7/376

D570,648	S *	6/2008	Bodum	.....	D7/510
D571,610	S *	6/2008	Bodum	.....	D7/399
D572,975	S *	7/2008	Germany	.....	D7/510
D623,473	S *	9/2010	Chen	.....	D7/510
D634,161	S *	3/2011	Roth et al.	.....	D7/510
2004/0047231	A1	3/2004	Coll	.....	366/130
2005/0174882	A1 *	8/2005	Krasne et al.	.....	366/249

\* cited by examiner

*Primary Examiner* — Ricky Pham

(74) *Attorney, Agent, or Firm* — Seed IP Law Group PLLC;  
Hayley J. Stevens

(57) **CLAIM**

The ornamental design for a sealable cup having storage, as shown and described.

**DESCRIPTION**

FIG. 1 is an isometric projection of a sealable cup having storage of my new design.

FIG. 2 is a front elevational view of the sealable cup having storage of FIG. 1.

FIG. 3 is a rear elevational view of the sealable cup having storage of FIG. 1.

FIG. 4 is a right side elevational view of the sealable cup having storage of FIG. 1.

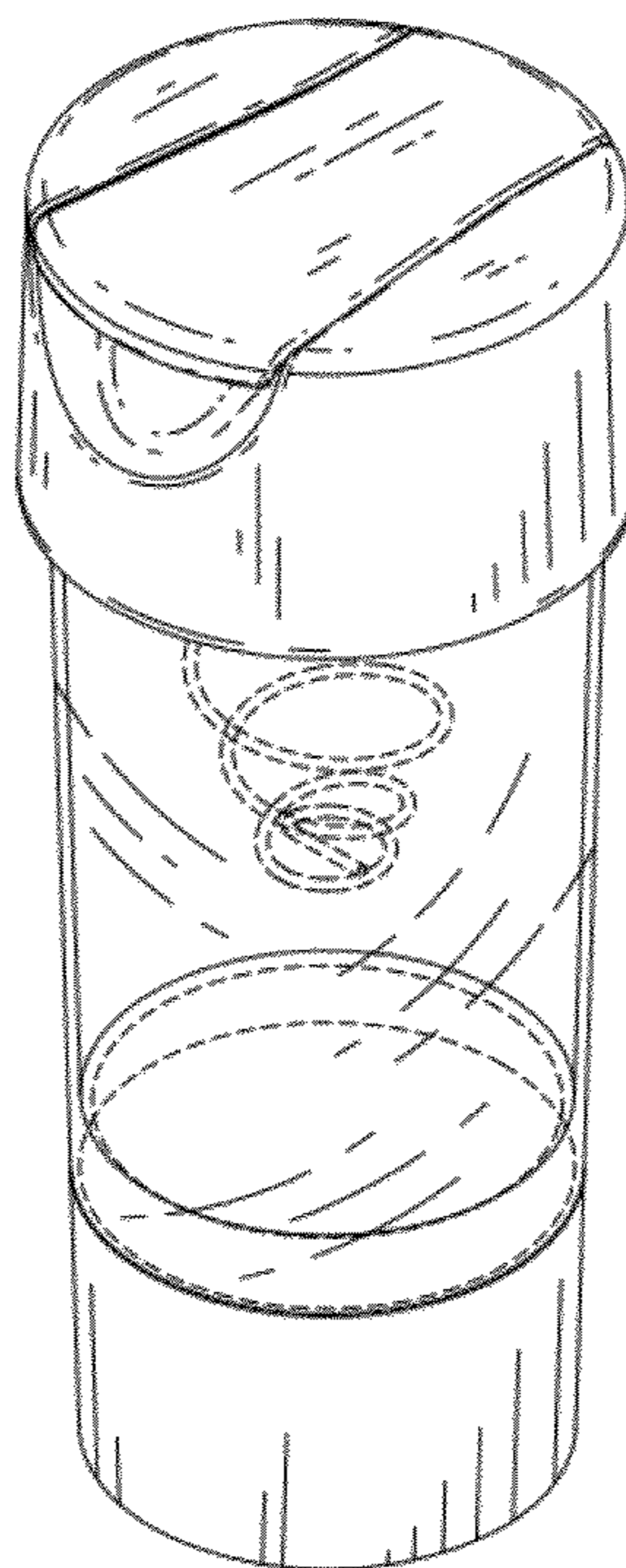
FIG. 5 is a left side elevational view of the sealable cup having storage of FIG. 1.

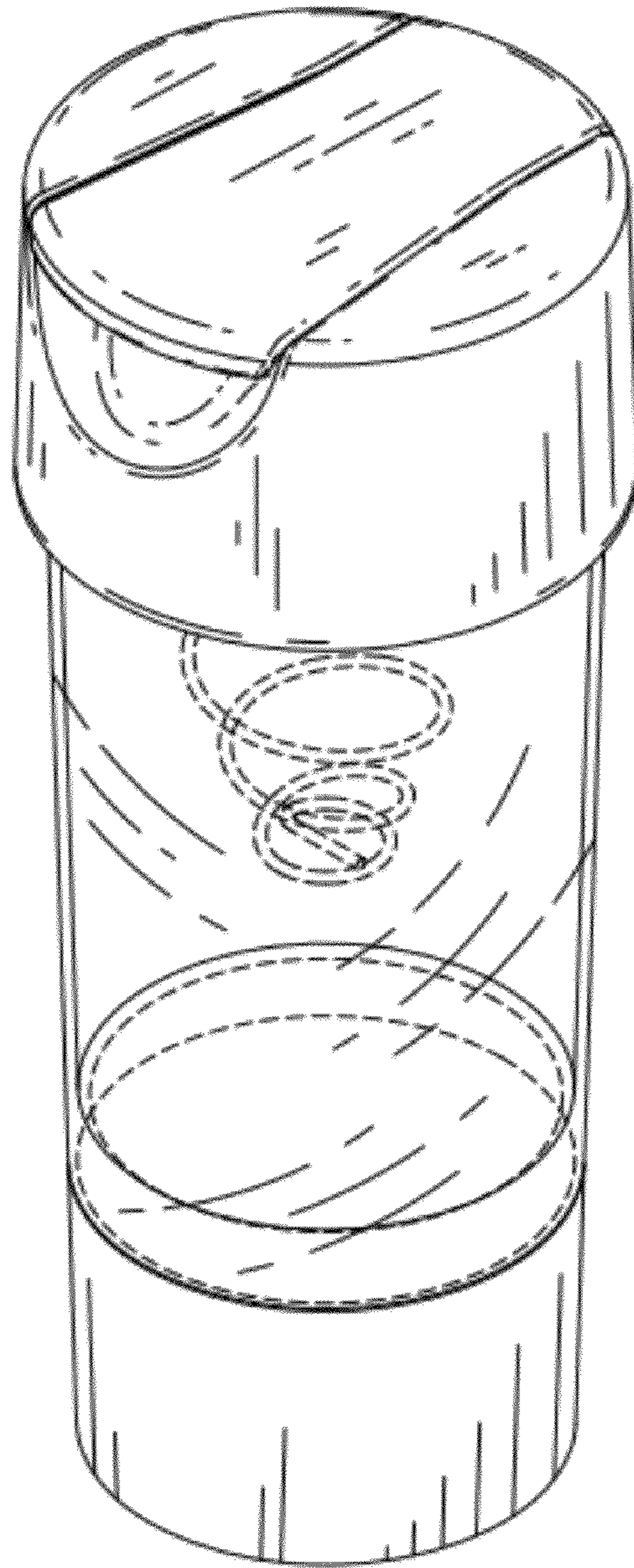
FIG. 6 is a top plan view of the sealable cup having storage of FIG. 1; and,

FIG. 7 is a bottom plan view of the sealable cup having storage of FIG. 1.

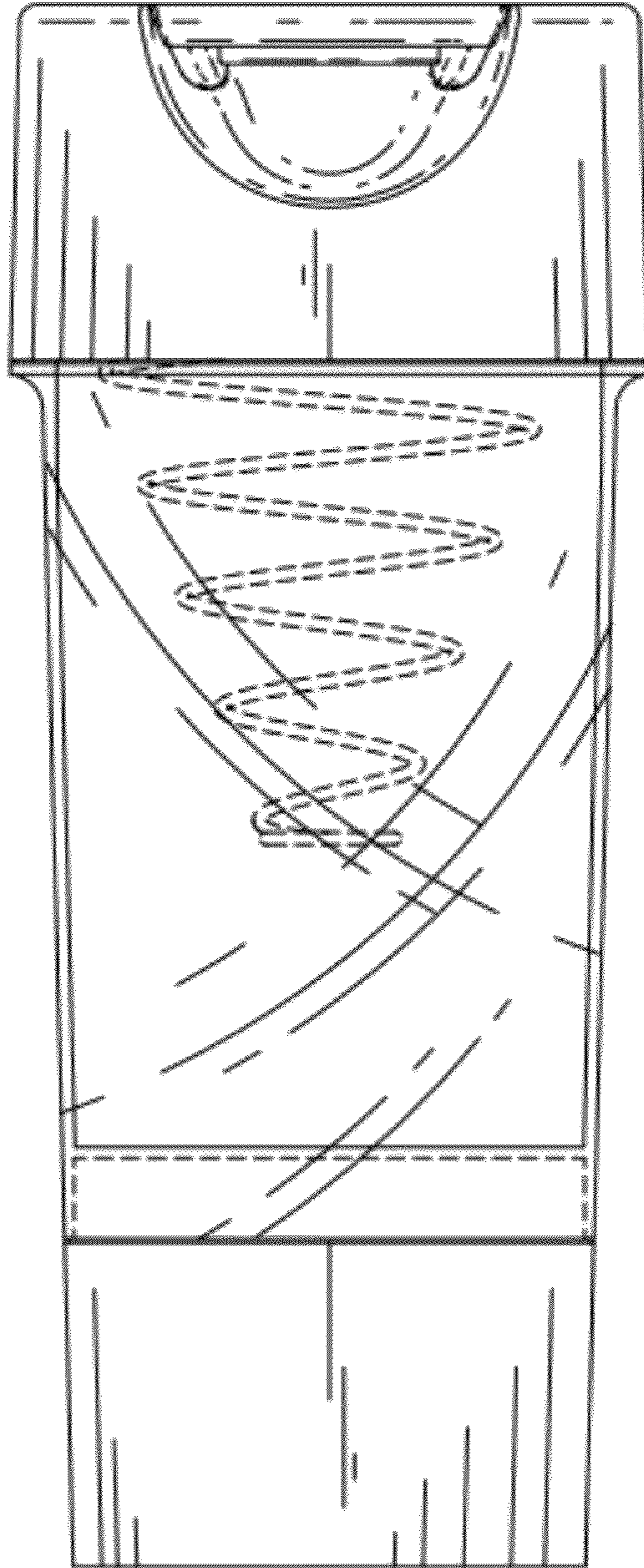
The broken lines shown in the drawings are for illustrative purposes only and form no part of the claimed design.

**1 Claim, 6 Drawing Sheets**

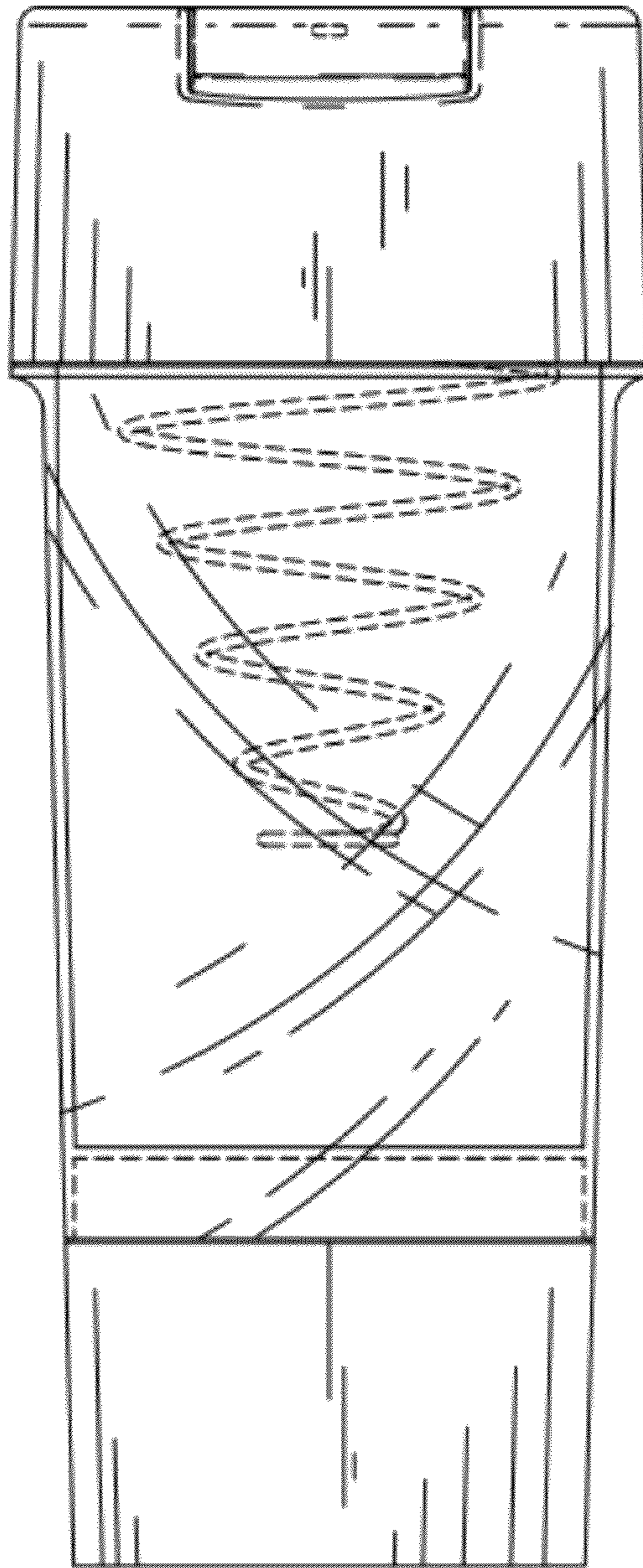




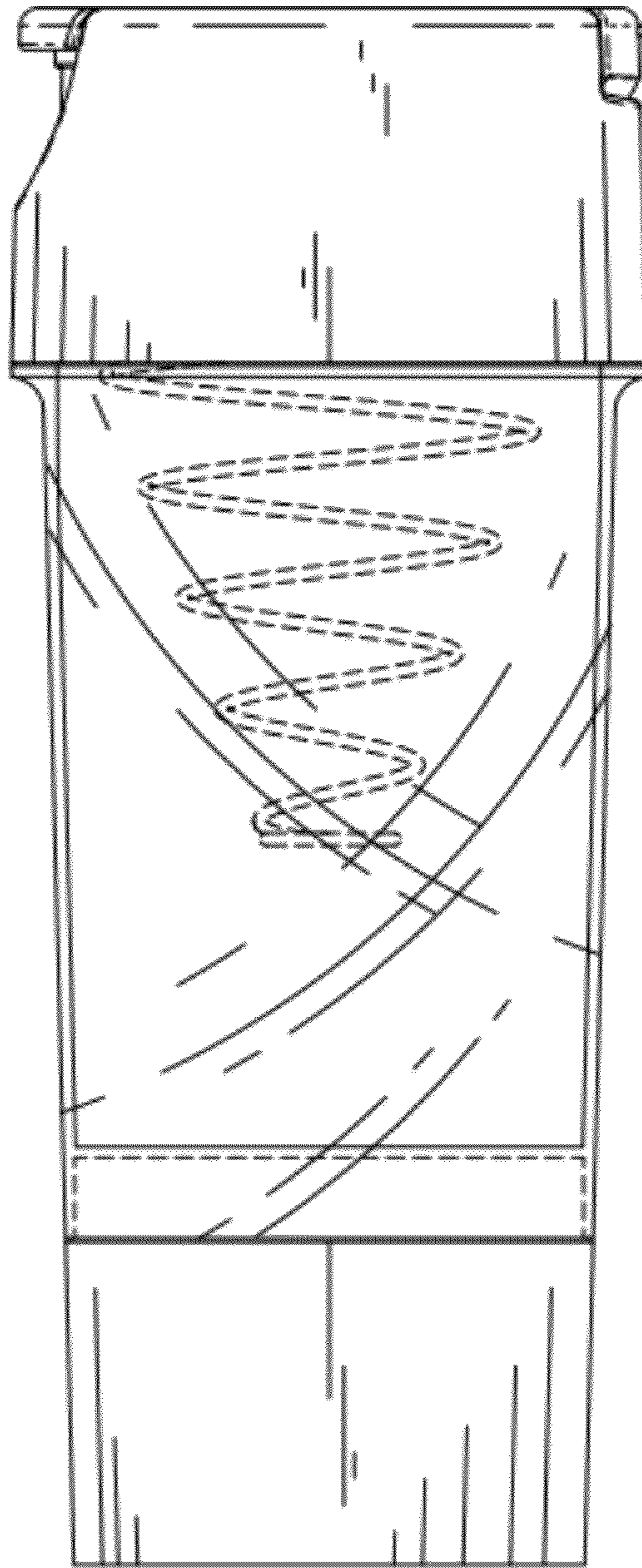
*FIG. 1*



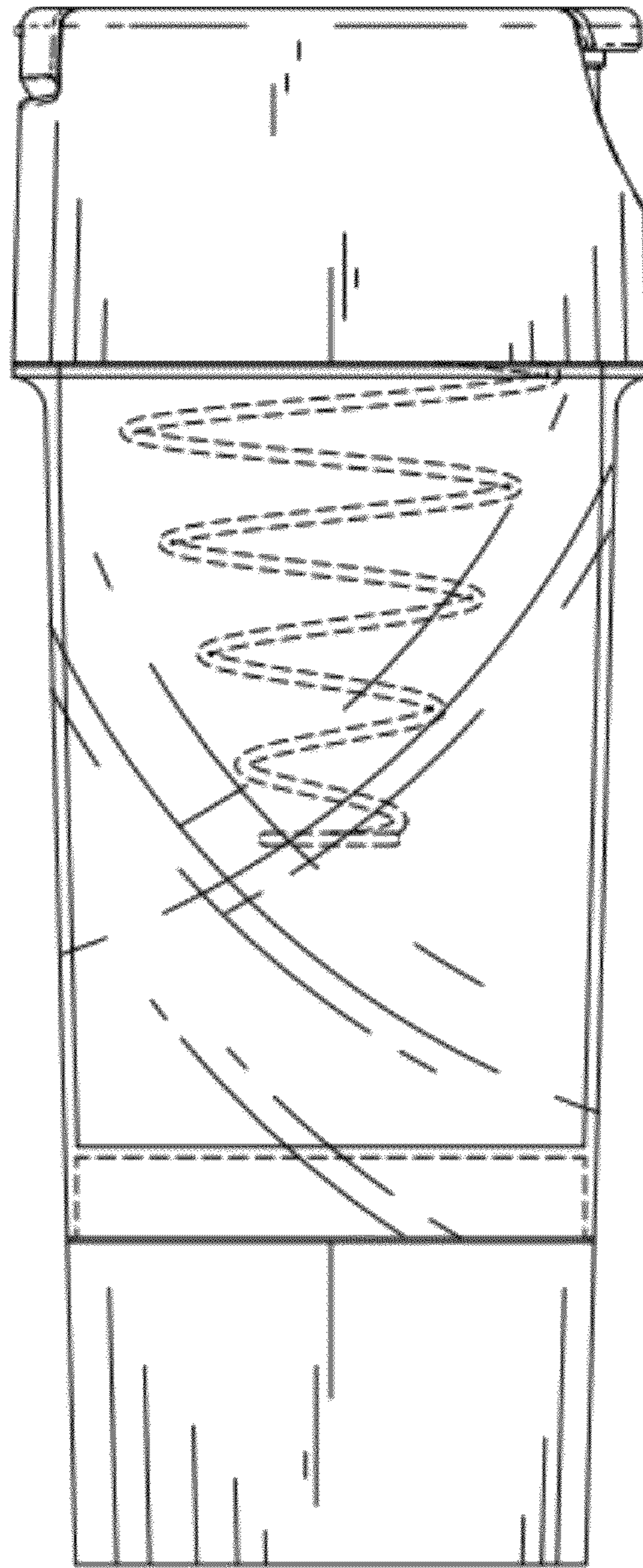
*FIG. 2*



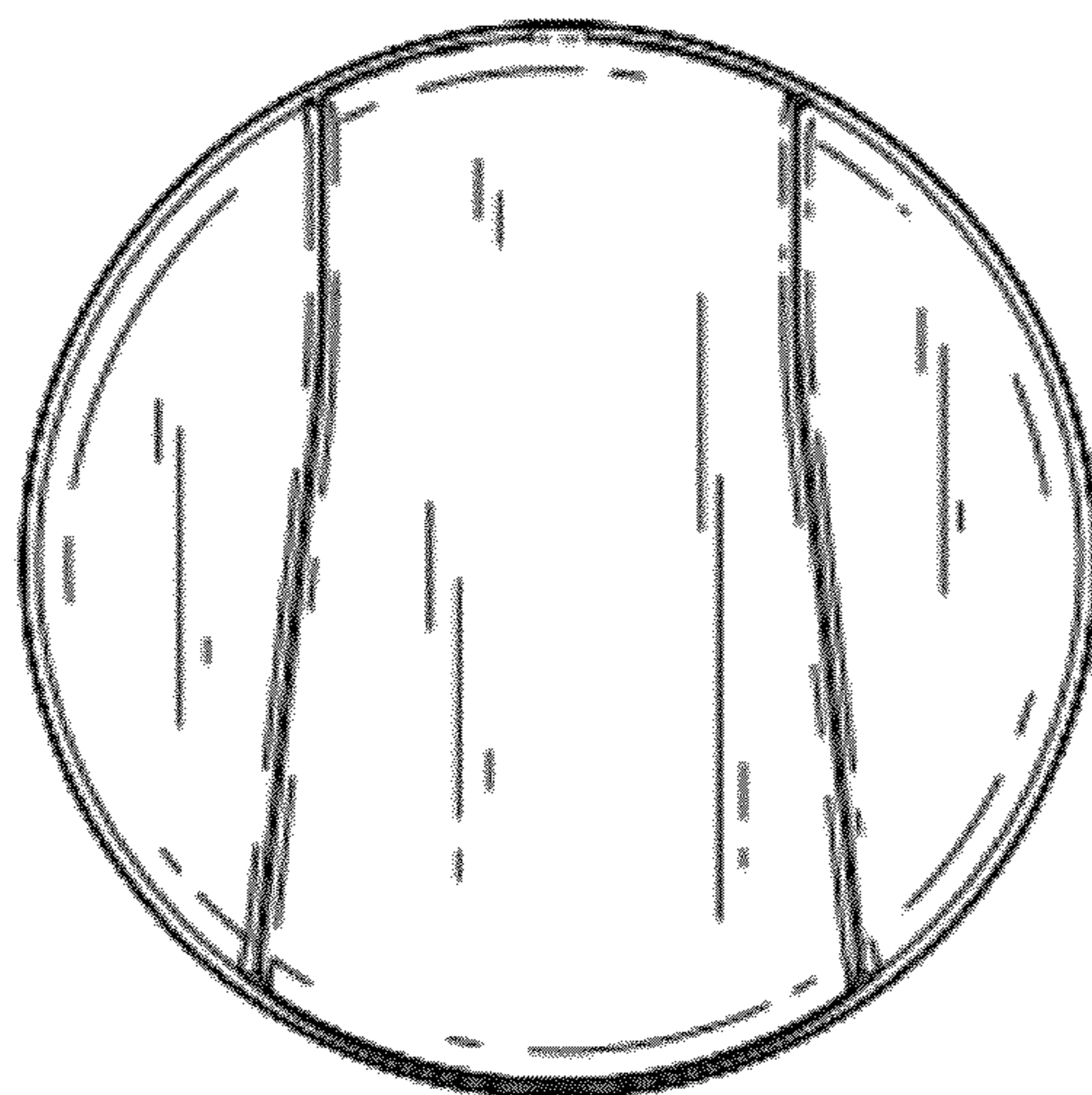
*FIG. 3*



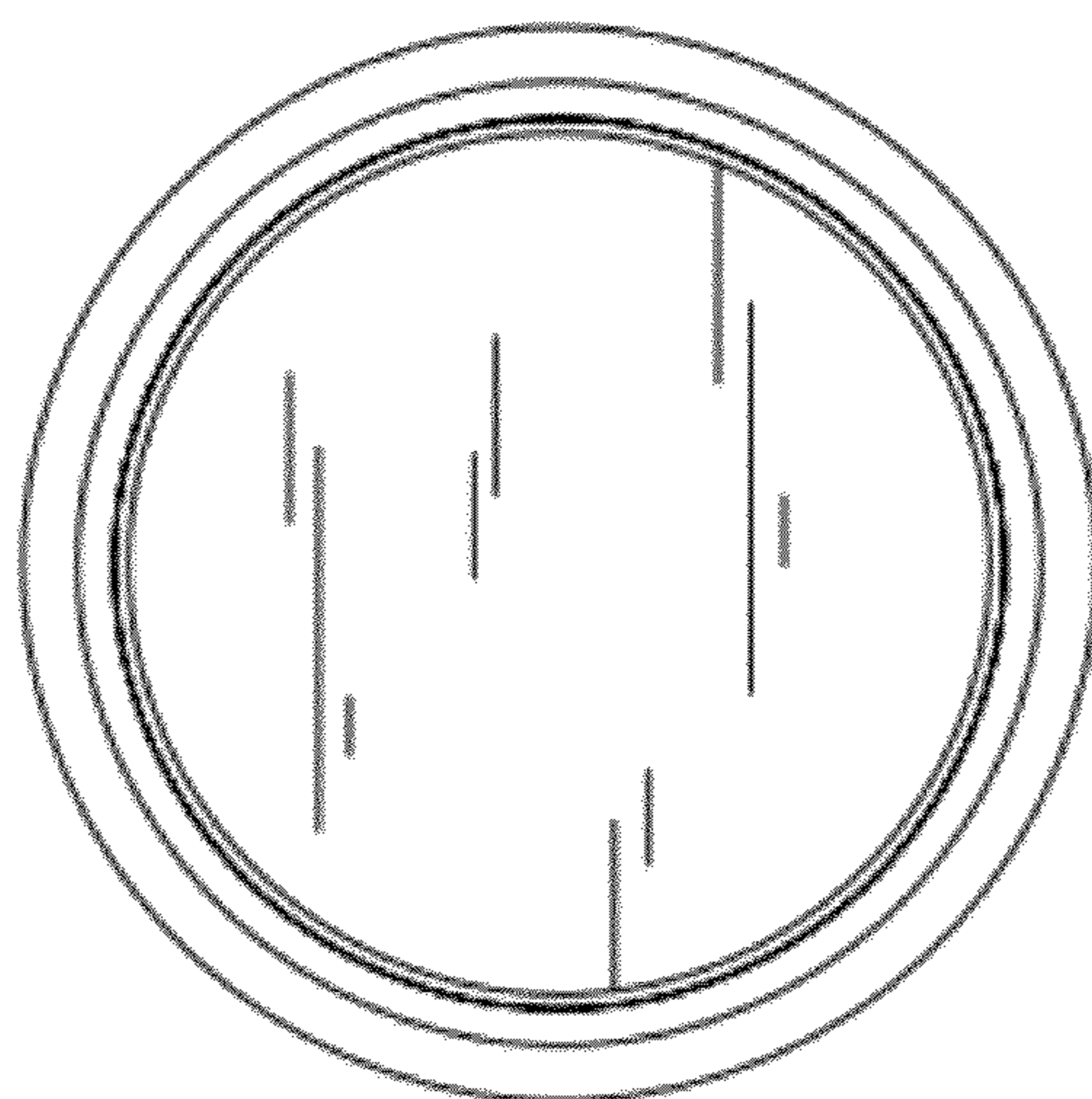
*FIG. 4*



*FIG. 5*



*FIG. 6*



*FIG. 7*