

US00D665218S

(12) **United States Design Patent**
Iseli

(10) **Patent No.:** **US D665,218 S**
(45) **Date of Patent:** **** Aug. 14, 2012**

(54) **COFFEE MAKER**

(75) Inventor: **Martin Iseli**, Bern (CH)

(73) Assignee: **Jura Elektroapparate AG** (CH)

(**) Term: **14 Years**

(21) Appl. No.: **29/372,342**

(22) Filed: **Nov. 10, 2010**

(30) **Foreign Application Priority Data**

May 14, 2010 (WO) DM/073 630

(51) **LOC (9) Cl.** **07-01**

(52) **U.S. Cl.** **D7/309; D7/311**

(58) **Field of Classification Search** D7/306-311;
99/280, 284, 307; 222/129.1-129.4, 144.5
See application file for complete search history.

(56) **References Cited**

U.S. PATENT DOCUMENTS

| | | | | | | |
|----------|---|---|---------|--------------|-------|--------|
| D584,096 | S | * | 1/2009 | Lutz | | D7/307 |
| D595,991 | S | * | 7/2009 | Zimmerman | | D7/307 |
| D601,848 | S | * | 10/2009 | Borin | | D7/309 |
| D610,389 | S | * | 2/2010 | Borin et al. | | D7/309 |
| D622,534 | S | * | 8/2010 | Zimmermann | | D7/307 |
| D645,289 | S | * | 9/2011 | Lenzi | | D7/309 |
| D645,695 | S | * | 9/2011 | Zoppellari | | D7/309 |
| D646,109 | S | * | 10/2011 | Zoppellari | | D7/309 |
| D646,518 | S | * | 10/2011 | De' Longhi | | D7/309 |

OTHER PUBLICATIONS

U.S. Appl. No. 29/357,925, filed Mar. 19, 2010, Ronald Büttler.

U.S. Appl. No. 29/358,837, filed Apr. 1, 2010, Manfred Werner.
U.S. Appl. No. 29/361,779, filed May 14, 2010 Ronald Büttler.
U.S. Appl. No. 29/370,025, filed May 27, 2010, Gebhardt et al.
U.S. Appl. No. 29/372,289, filed Nov. 04, 2010, Lutz Gebhardt.

* cited by examiner

Primary Examiner — Marianne Pandozzi

(74) *Attorney, Agent, or Firm* — Foley & Lardner LLP


(57) **CLAIM**

I claim the ornamental design for a coffee maker, as shown and described.

DESCRIPTION

FIG. 1 is a perspective view of a coffee maker showing my new design;
FIG. 2 is a front elevational view of the coffee maker of FIG. 1;
FIG. 3 is a rear elevational view of the coffee maker of FIG. 1;
FIG. 4 is a left side elevational view of the coffee maker of FIG. 1;
FIG. 5 is a right side elevational view of the coffee maker of FIG. 1; and,
FIG. 6 is a top plan view of the coffee maker of FIG. 1.
The ornamental design which is claimed is shown in solid lines in the drawings. The bottom surface of the coffee maker is not claimed. The broken lines in the drawings are for illustrative purposes only and form no part of the claimed design.

1 Claim, 6 Drawing Sheets






FIG. 1

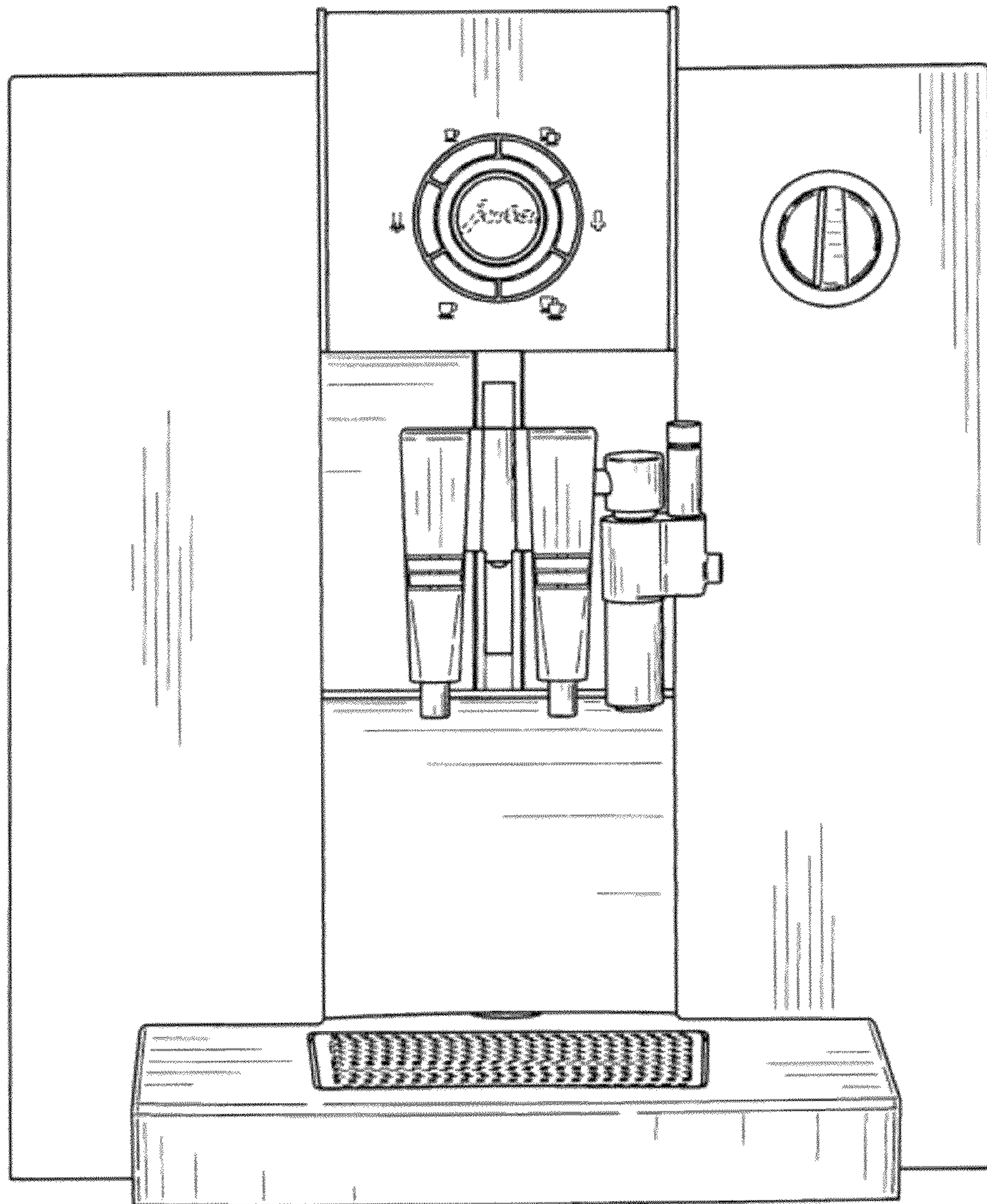


FIG. 2

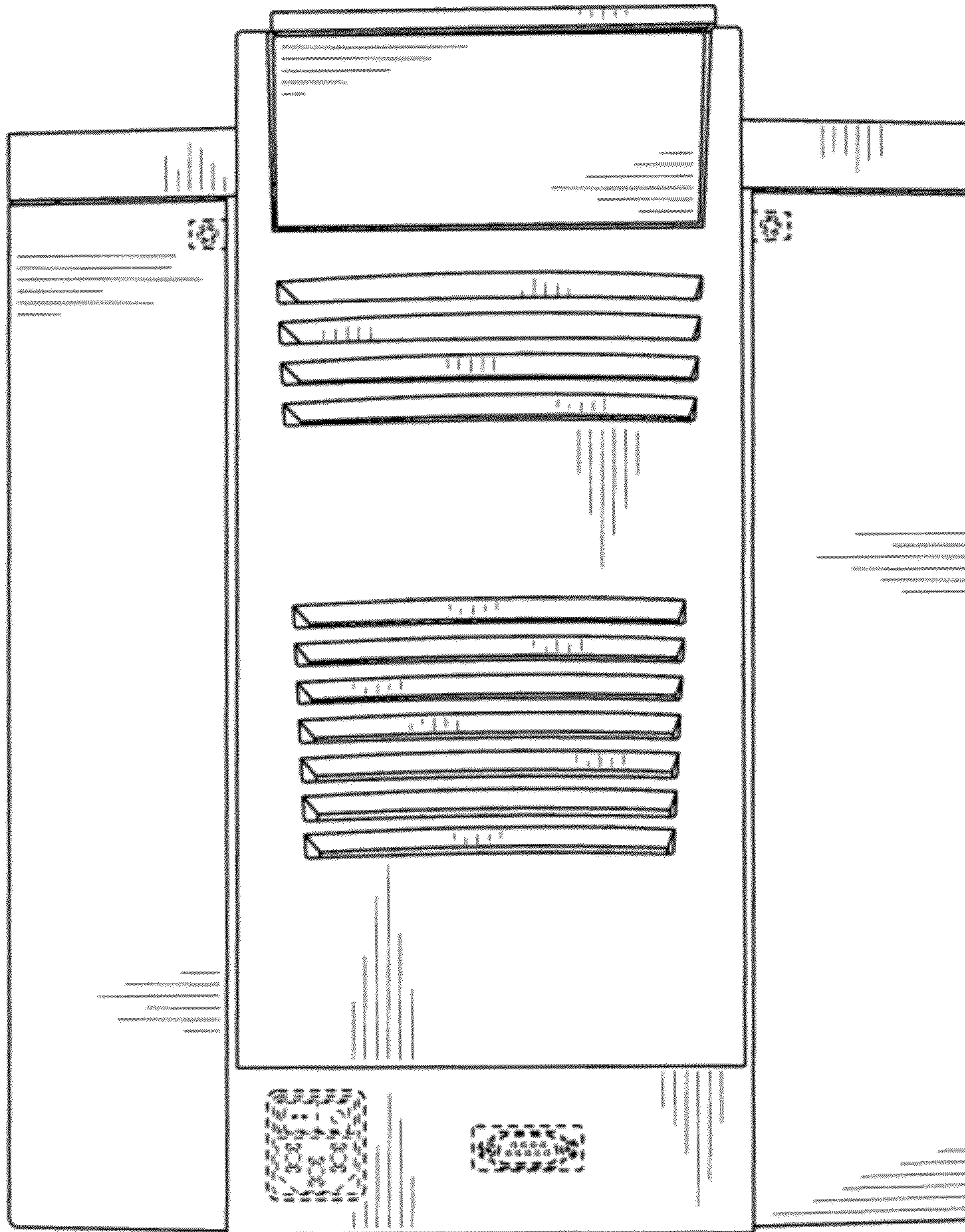


FIG. 3

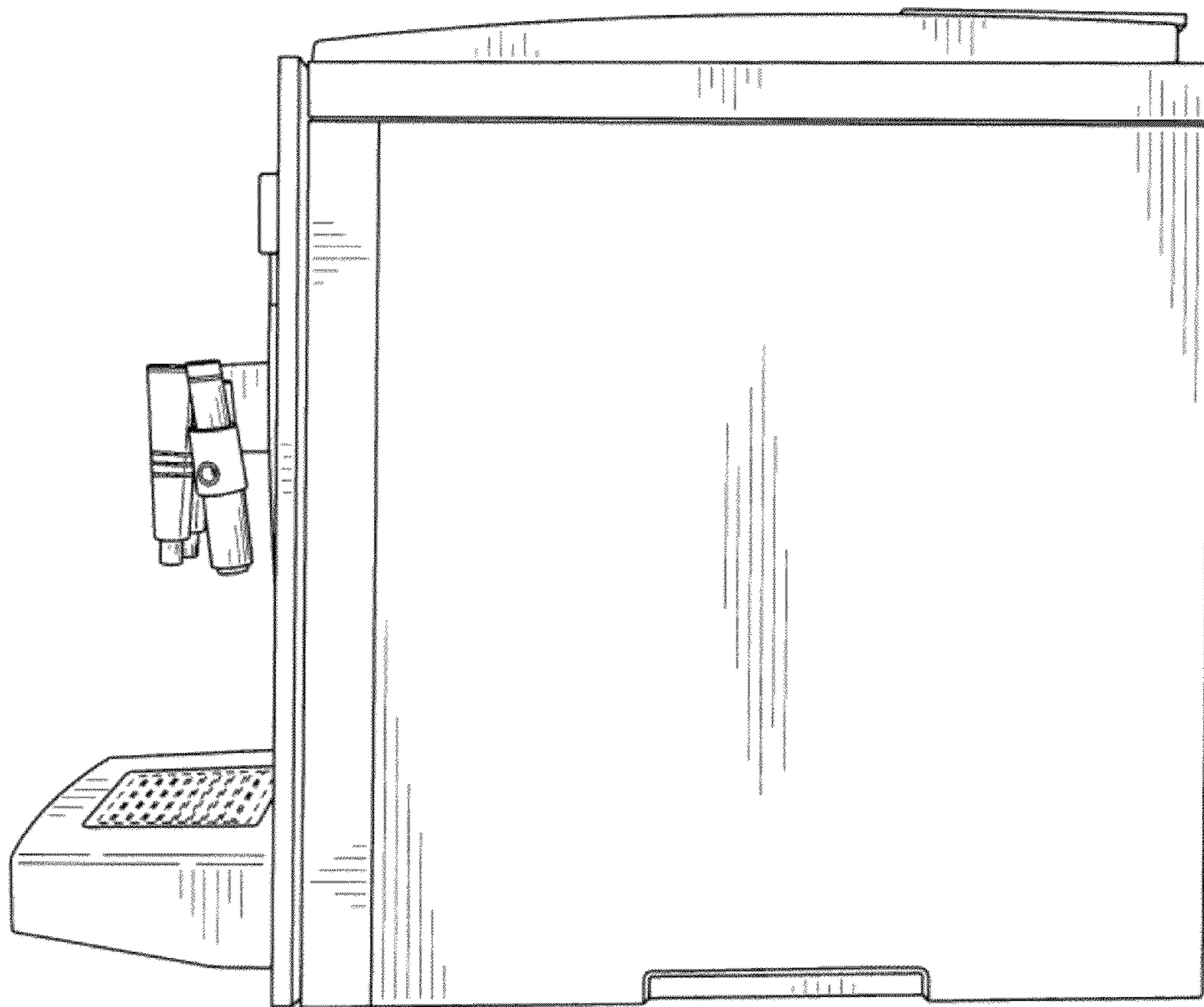


FIG. 4

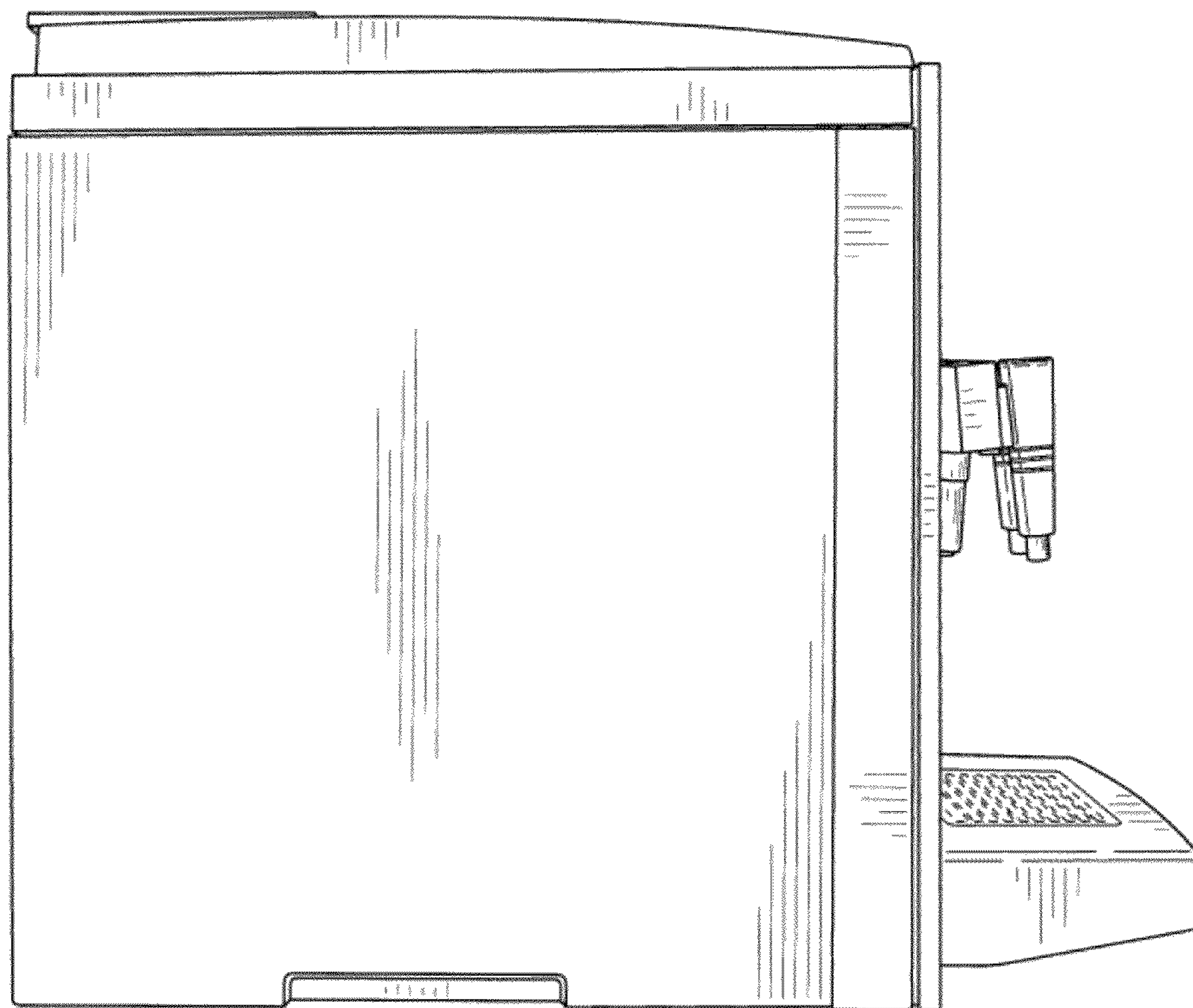


FIG. 5

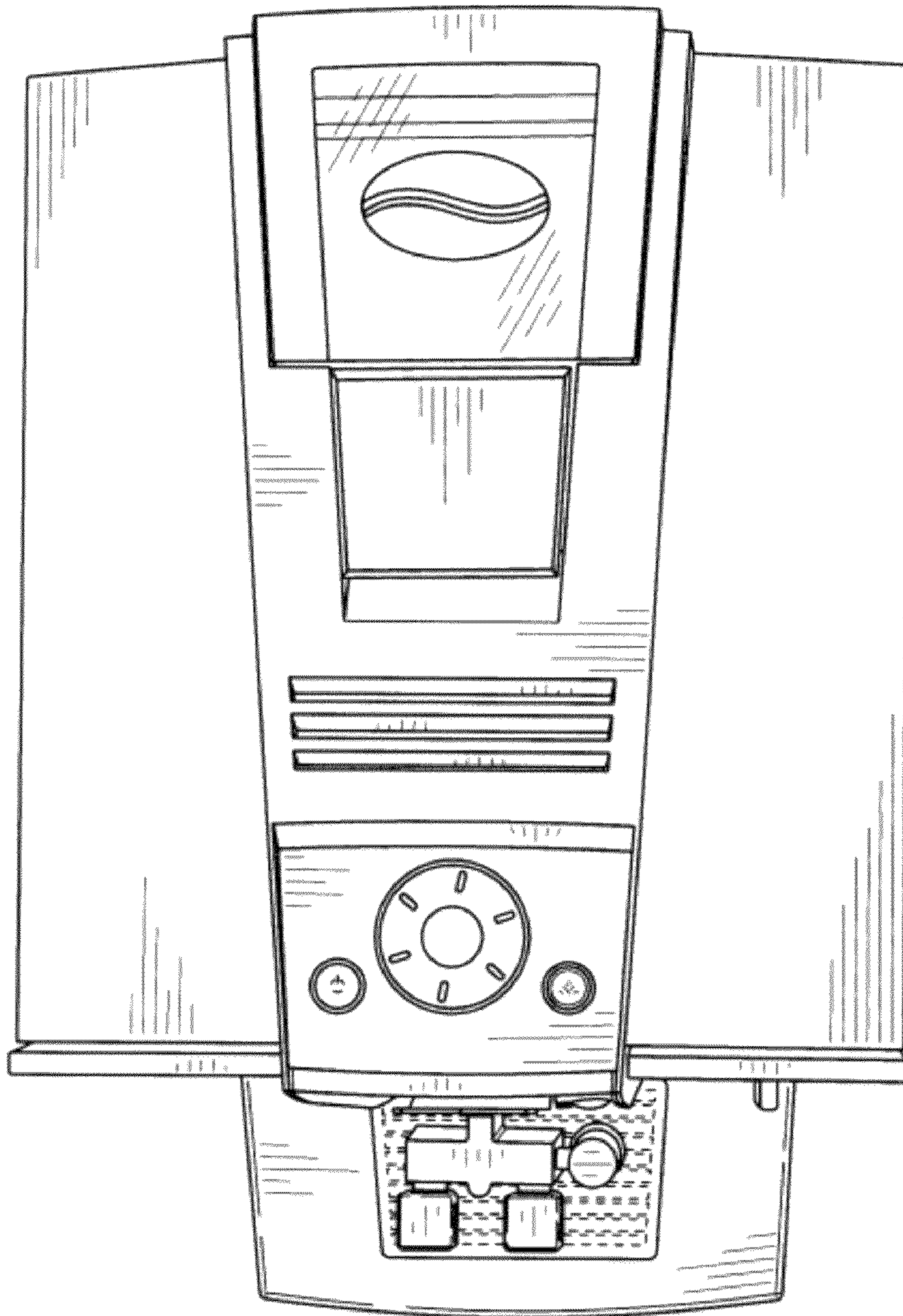


FIG. 6