

US00D665208S

(12) **United States Design Patent**
Lombardo

(10) **Patent No.:** **US D665,208 S**

(45) **Date of Patent:** **** Aug. 14, 2012**

(54) **TAPE DISPENSER**

(76) Inventor: **Ross Lombardo**, New York, NY (US)

(**) Term: **14 Years**

(21) Appl. No.: **29/418,677**

(22) Filed: **Apr. 19, 2012**

(51) **LOC (9) Cl.** **20-02**

(52) **U.S. Cl.** **D6/520**

(58) **Field of Classification Search** D6/515-523,
D6/566, 552, 512-514; D3/201, 304, 305,
D3/306; 206/389, 391; 211/13.1, 86.01,
211/87.01, 71.01, 181.1; 242/580, 590, 560.3;
248/309.1; D34/1; D11/148; 220/489; D19/86,
D19/89, 67

See application file for complete search history.

(56) **References Cited**

U.S. PATENT DOCUMENTS

2,592,346	A	4/1952	Scogin et al	
3,019,997	A	2/1962	Wcooster et al.	
3,150,808	A	9/1964	Vensel et al.	
3,275,133	A	9/1966	Wood et al.	
3,754,719	A	8/1973	Choy	
D356,459	S *	3/1995	Echeverri	D6/520
D394,967	S	6/1998	Alexander	
D397,265	S *	8/1998	Badillo	D6/520
D419,012	S	1/2000	Wiggins, Jr.	
D495,177	S	8/2004	Wolpert et al.	
D527,936	S	9/2006	Sirkis	

D546,605	S *	7/2007	Wolfson	D6/520
D551,000	S	9/2007	Romano	
D552,902	S	10/2007	Sadeh et al.	
D576,434	S	9/2008	Wolfson et al.	
D622,525	S	8/2010	Lombardo	
D660,625	S *	5/2012	Garner	D6/520

* cited by examiner

Primary Examiner — Brian N Vinson

(74) *Attorney, Agent, or Firm* — Michael J. Feigin, Esq.;
<http://PatentLawNY.com>

(57) **CLAIM**

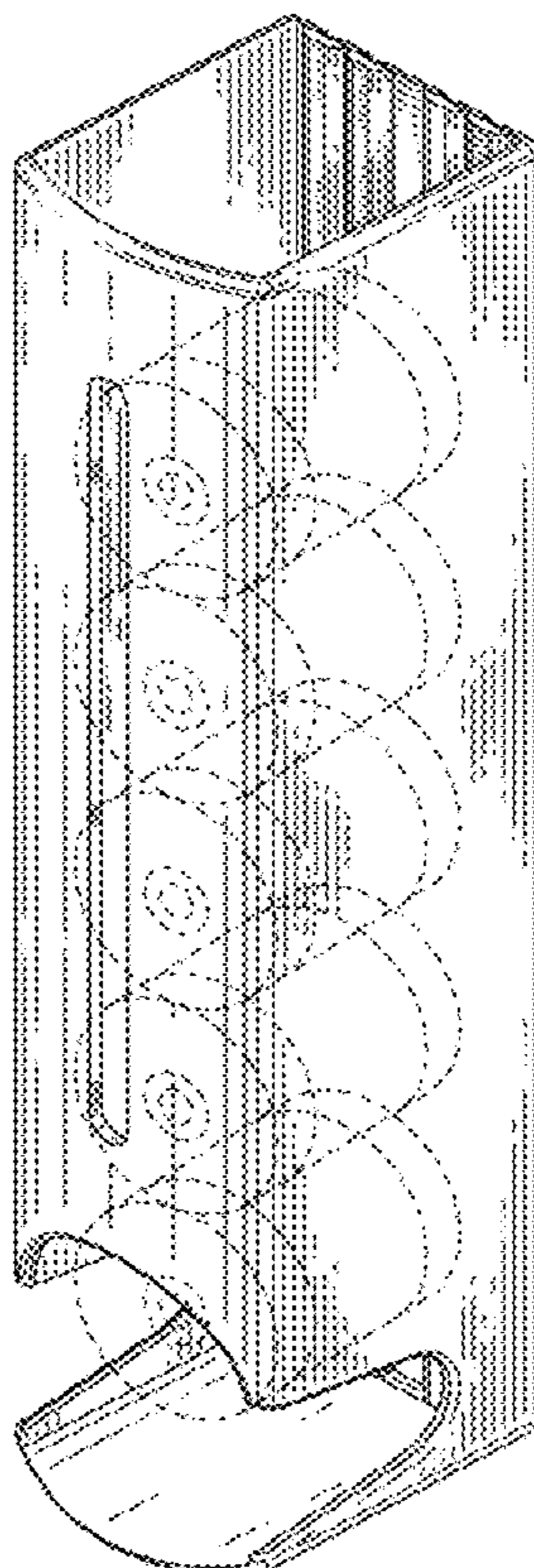
The ornamental design for a tape dispenser, as shown and described.

DESCRIPTION

FIG. 1 top, front, and right side perspective view of a tape dispenser showing my new design;
FIG. 2 a top, rear, and left side perspective view thereof;
FIG. 3 is a front elevational view thereof;
FIG. 4 is a rear elevational view thereof;
FIG. 5 is a left side elevational view thereof, the right side being a mirror image of that shown;
FIG. 6 is a top plan view thereof;
FIG. 7 is a bottom plan view thereof; and,
FIG. 8 is an additional top, front, and right side perspective view thereof.

The broken-line disclosure of rolls of tape in the views are for illustrative purposes only and form no part of the claimed design.

1 Claim, 7 Drawing Sheets



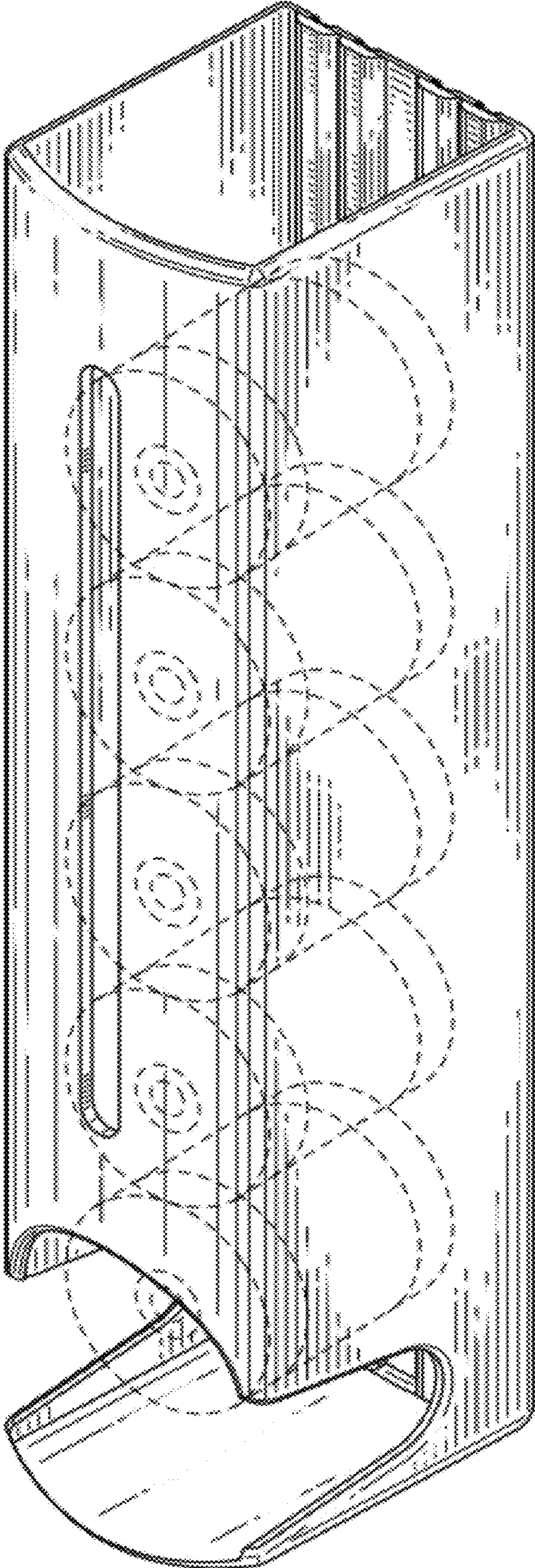


FIG. 1

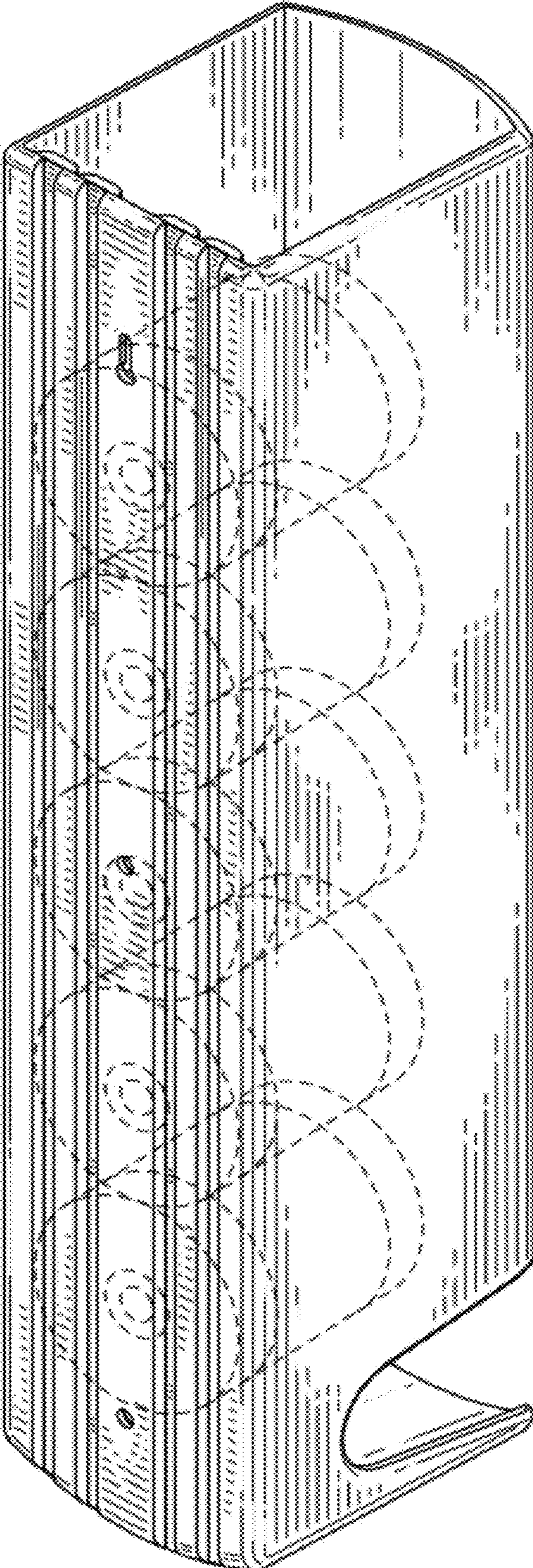


FIG. 2

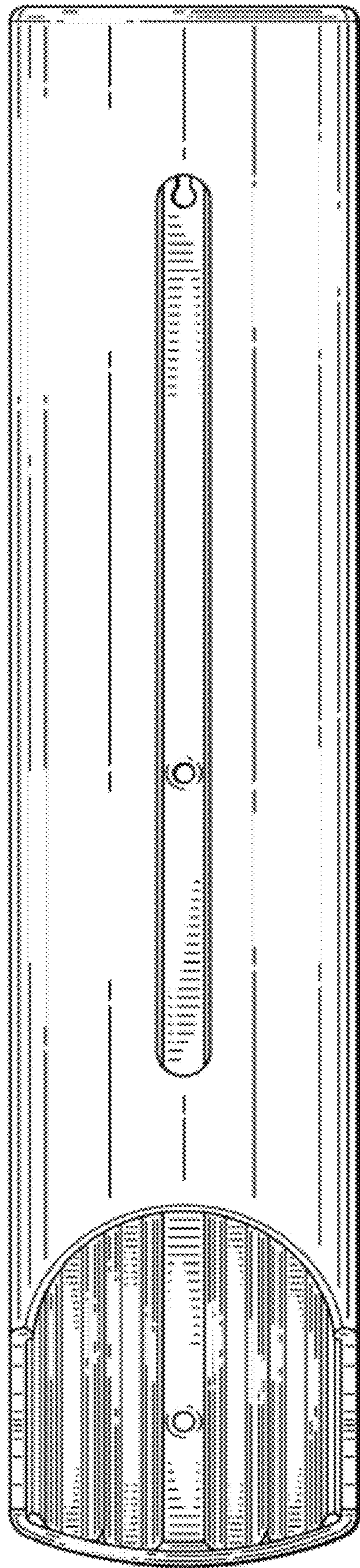


FIG. 3

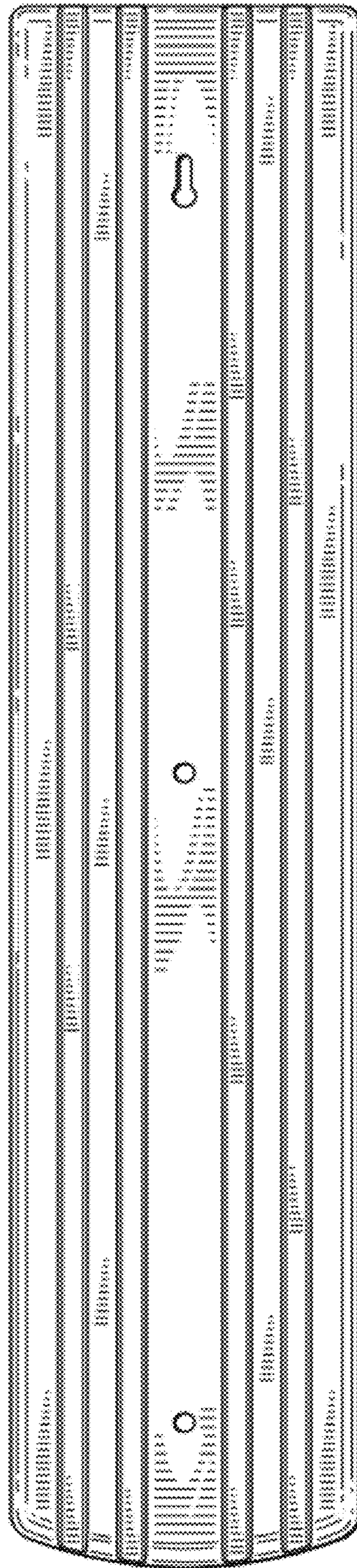


FIG. 4

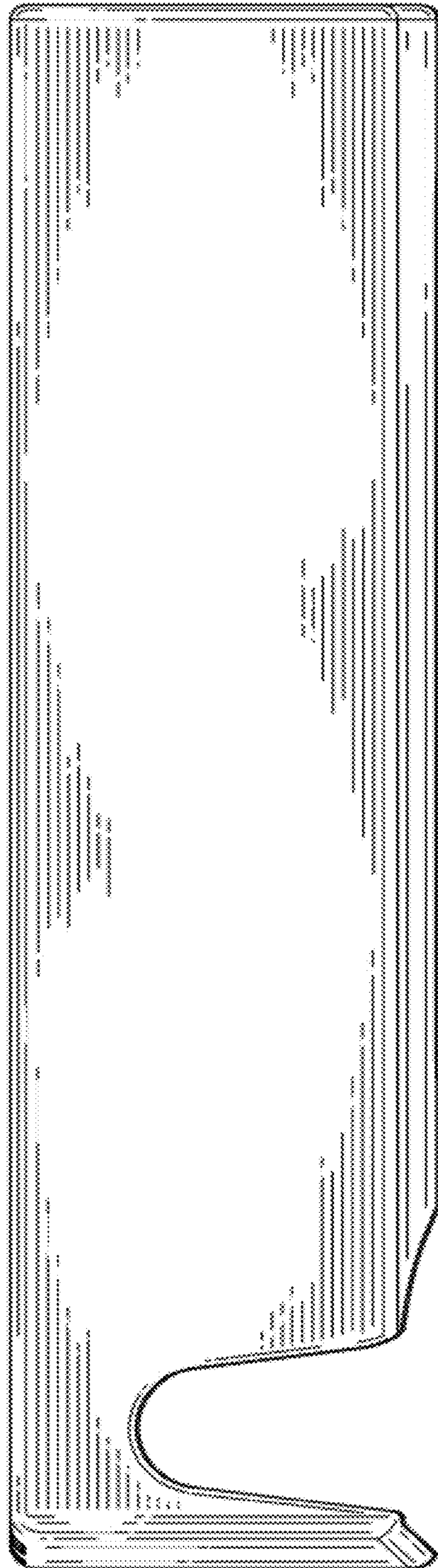


FIG. 5

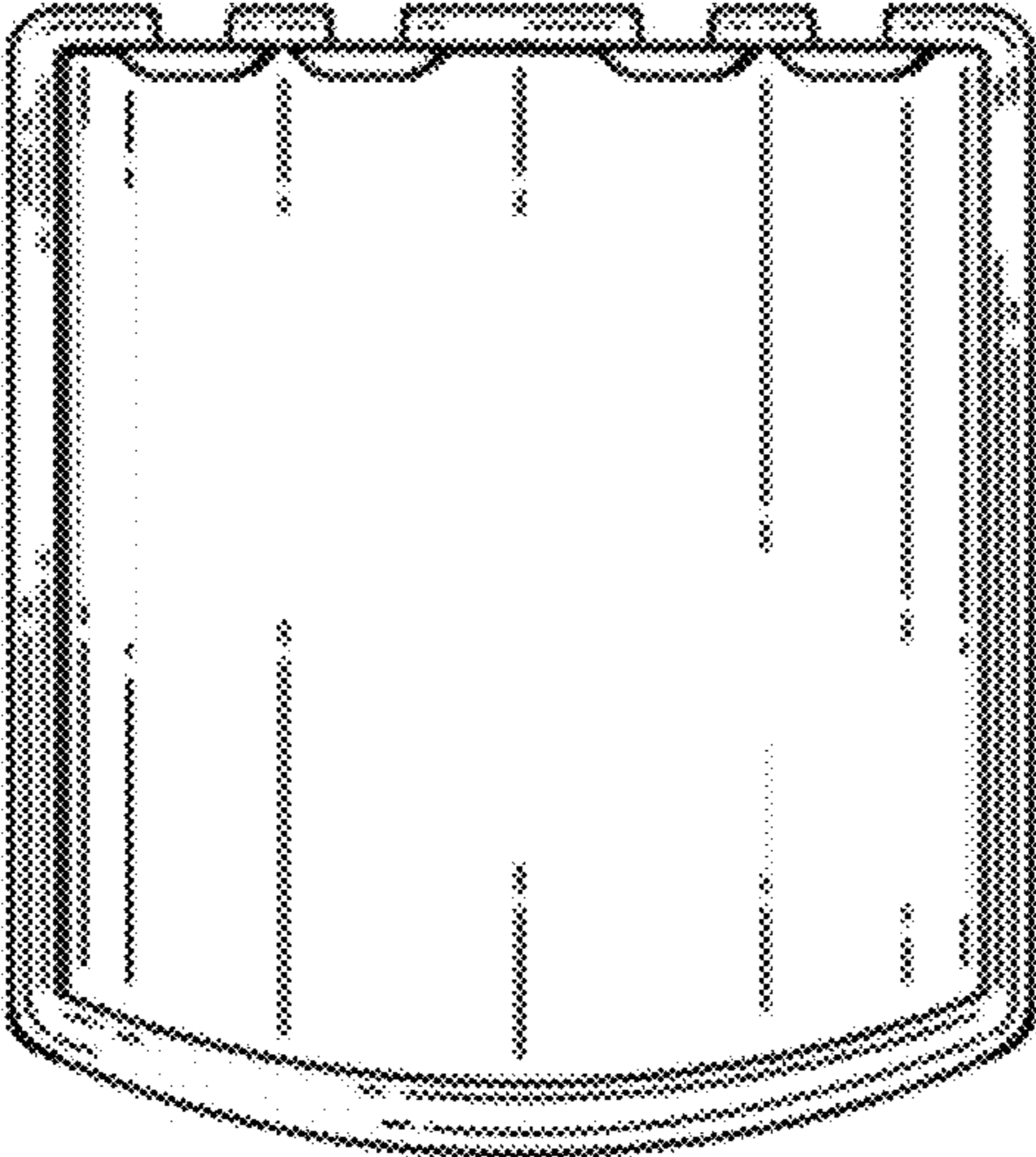


FIG. 6

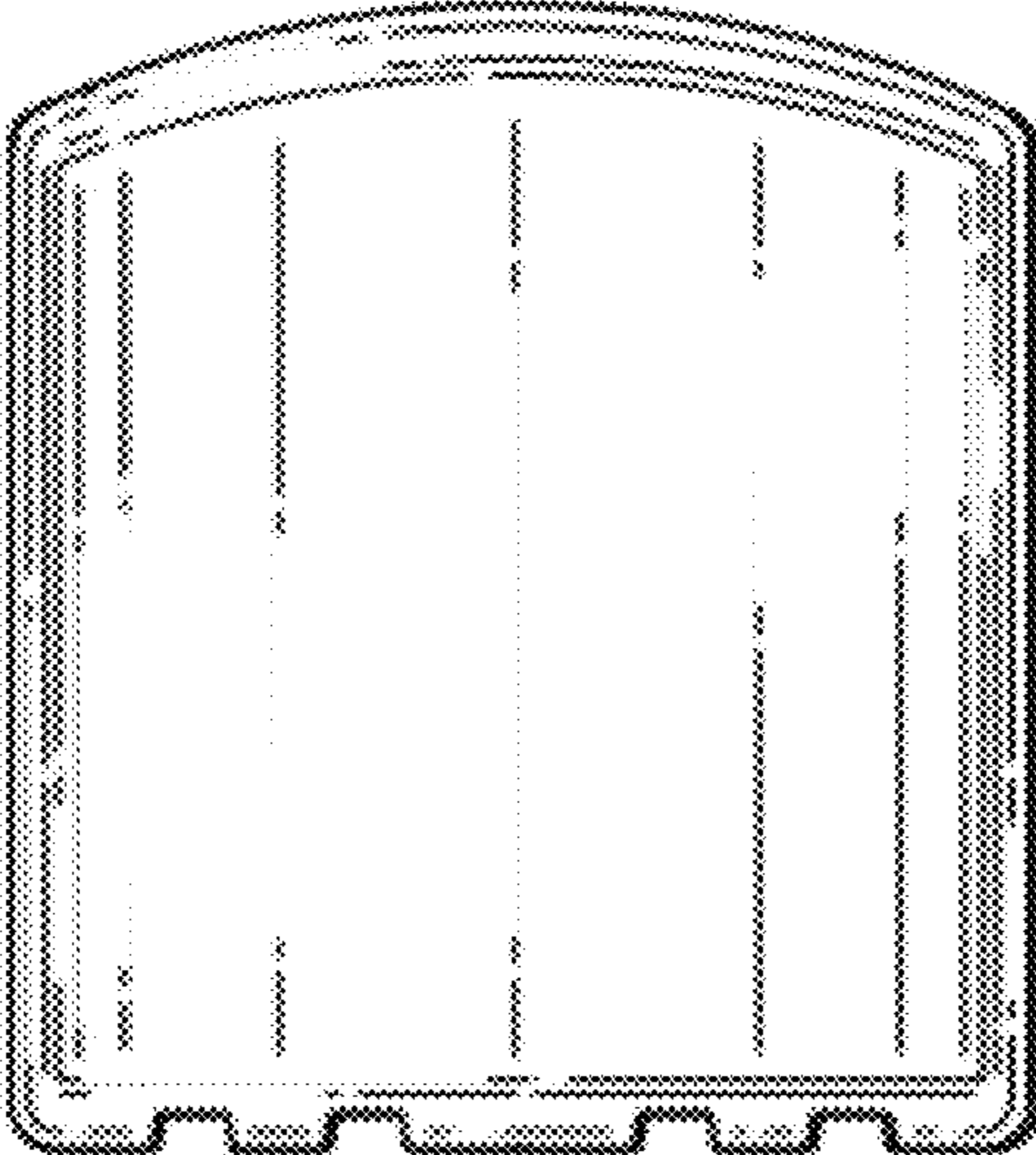


FIG. 7




FIG. 8