



US00D665204S

(12) **United States Design Patent**
Gehring et al.

(10) **Patent No.:** **US D665,204 S**

(45) **Date of Patent:** **** Aug. 14, 2012**

(54) **FRONT FACE OF A PORTION OF A WIPES CONTAINER**

(75) Inventors: **Debra Gay Gehring**, Cincinnati, OH (US); **Sarah Louise Thielman**, Cincinnati, OH (US)

(73) Assignee: **The Procter & Gamble Company**, Cincinnati, OH (US)

(**) Term: **14 Years**

(21) Appl. No.: **29/398,962**

(22) Filed: **Aug. 8, 2011**

Related U.S. Application Data

(63) Continuation of application No. 29/367,745, filed on Aug. 12, 2010, now Pat. No. Des. 642,838, which is a continuation of application No. 29/342,848, filed on Sep. 2, 2009, now Pat. No. Des. 623,451.

(51) **LOC (9) Cl.** **20-02**

(52) **U.S. Cl.** **D6/518**

(58) **Field of Classification Search** D3/301, D3/289, 252, 201; D6/518; 24/381; 190/903
See application file for complete search history.

(56) **References Cited**

U.S. PATENT DOCUMENTS

2,115,993 A * 5/1938 Kranhold 190/903

2,483,057 A * 9/1949 Levering 190/903
2,556,066 A * 6/1951 Cline 190/903
3,965,706 A * 6/1976 Davis 190/903
D514,317 S * 2/2006 Conforti D3/301
D544,711 S * 6/2007 Mundy et al. D3/301
D545,097 S * 6/2007 Schlaupitz et al. D6/518
D582,158 S * 12/2008 Nathanson D3/301

* cited by examiner

Primary Examiner — Brian N Vinson

(74) *Attorney, Agent, or Firm* — William E. Gallagher; Richard L. Alexander

(57) **CLAIM**

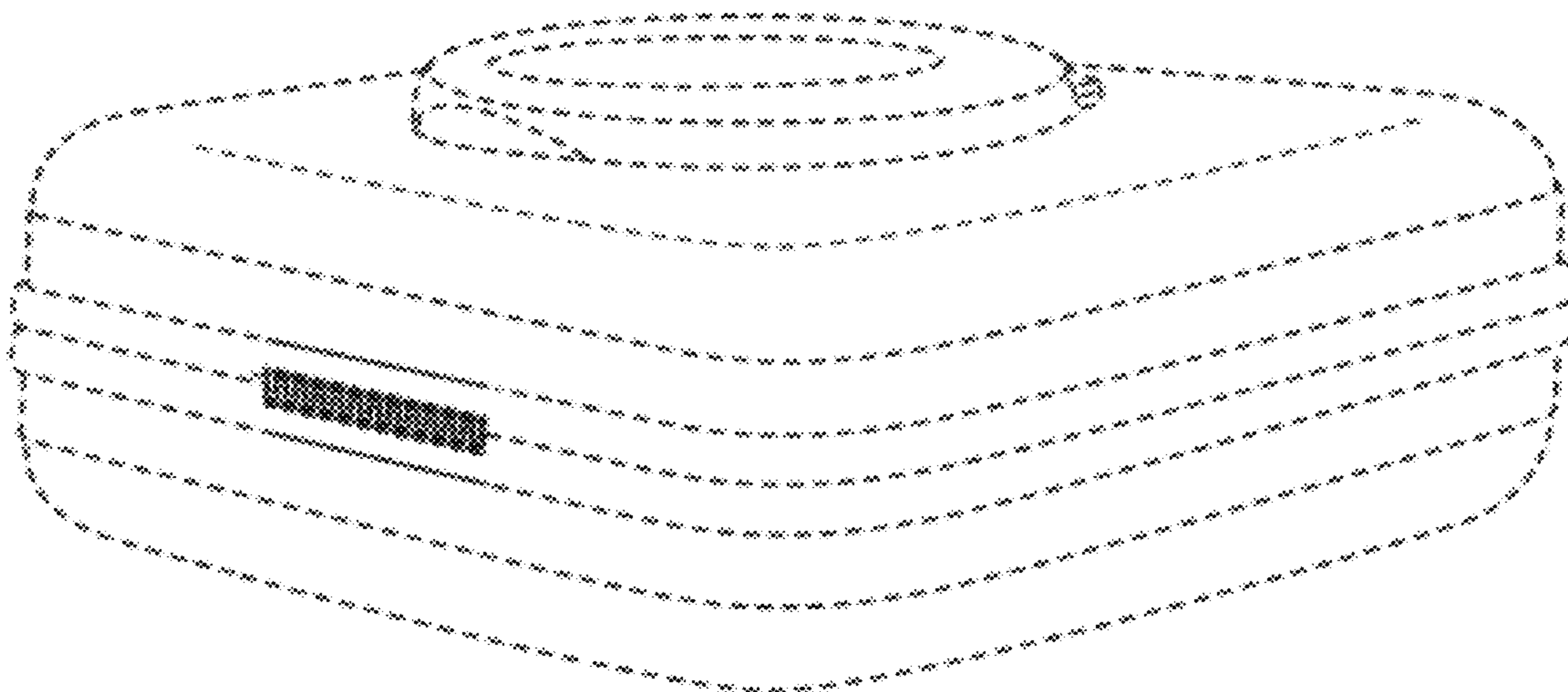
The ornamental design for a front face of a portion of a wipes container, as shown and described.

DESCRIPTION

FIG. 1 is a perspective view of a front face of a portion of a wipes container showing our new design; FIG. 2 is a front elevational view thereof; FIG. 3 is a rear elevational view thereof; FIG. 4 is a side elevational view thereof; FIG. 5 is an opposite side elevational view thereof; FIG. 6 is top plan view thereof; and, FIG. 7 is a bottom plan view thereof.

The broken-lines are understood to represent portions of the article in which the claimed design is embodied, but which form no part of the claimed design.

1 Claim, 3 Drawing Sheets



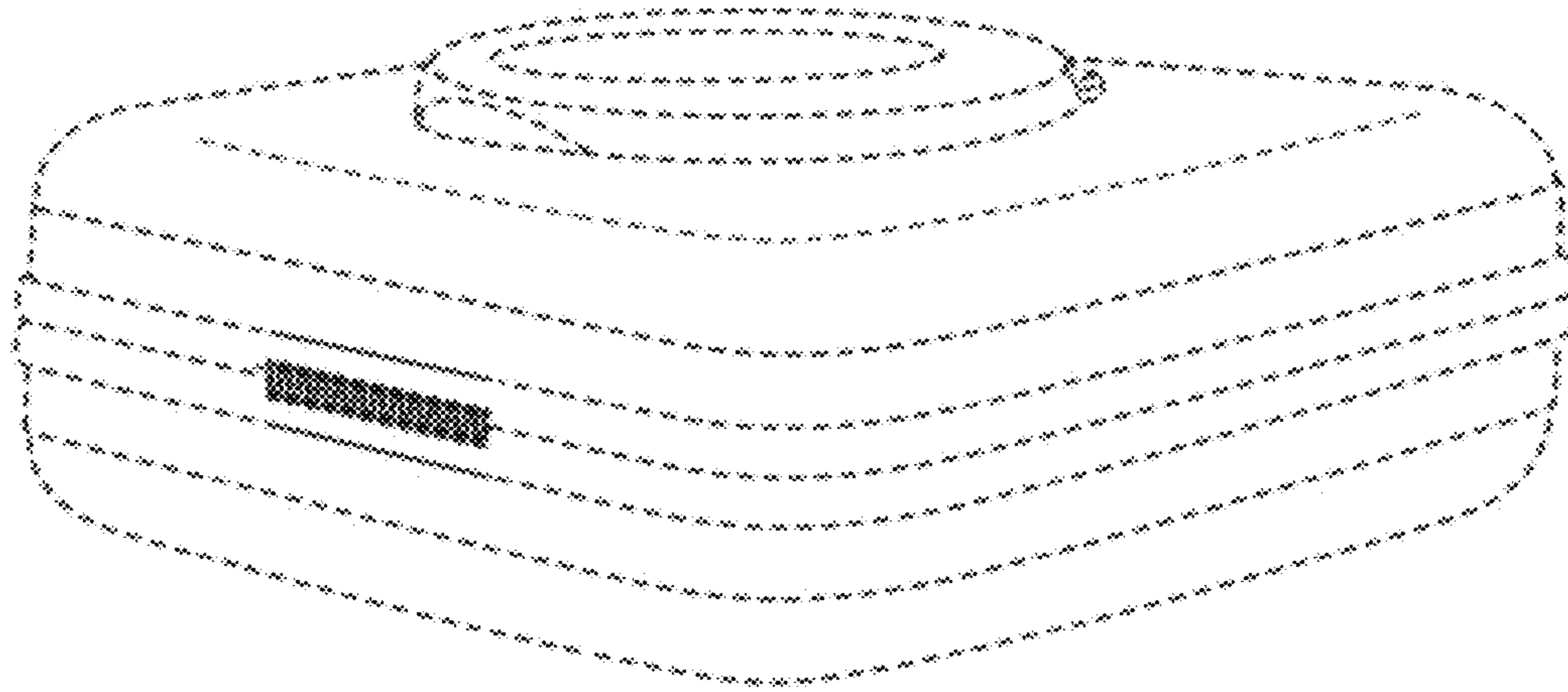


Fig. 1




Fig. 2




Fig. 3




Fig. 4



Fig. 5

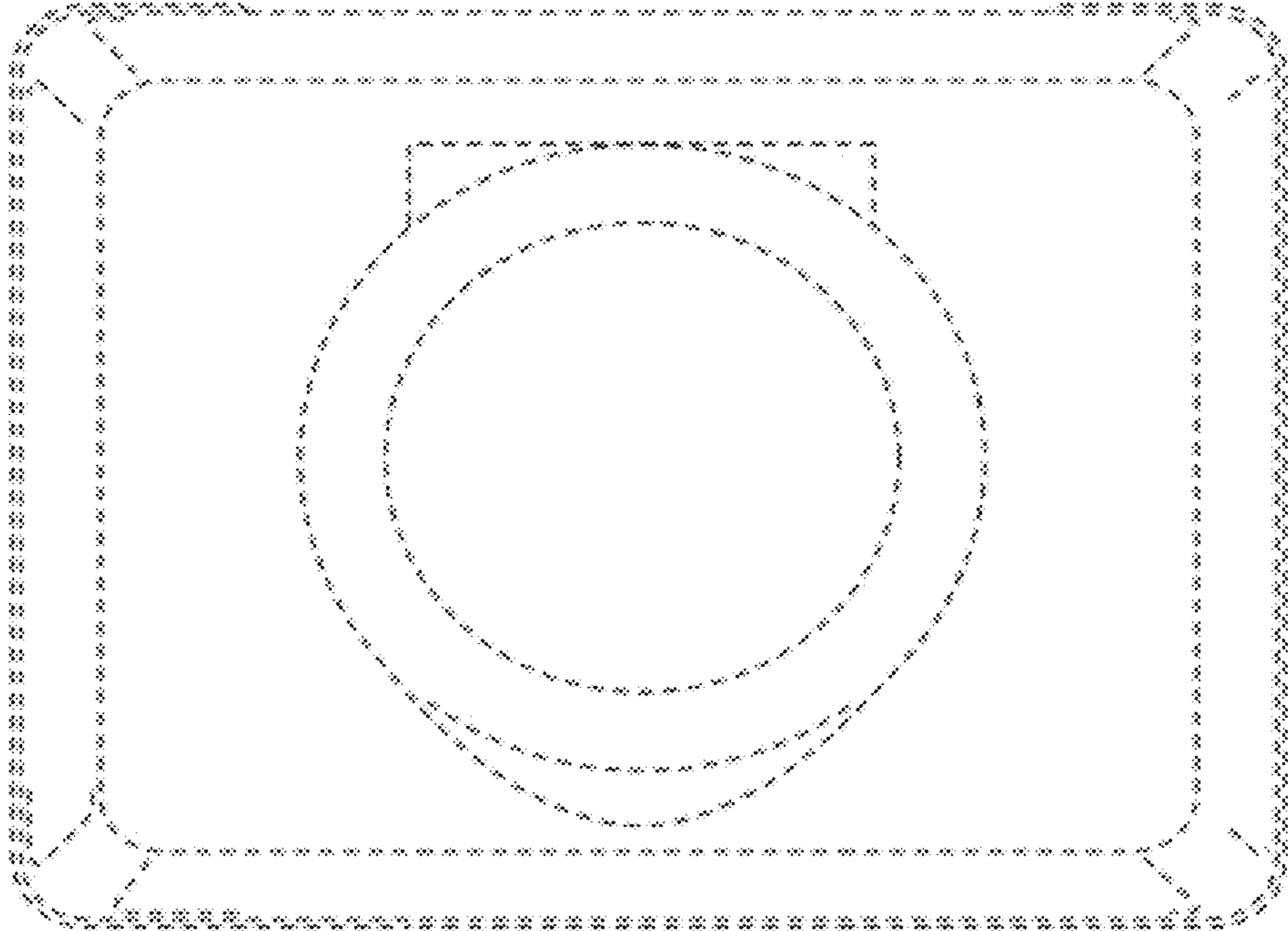


Fig. 6



Fig. 7