

US00D665200S

(12) **United States Design Patent**
Lee

(10) **Patent No.:** **US D665,200 S**

(45) **Date of Patent:** **** Aug. 14, 2012**

(54) **BACKREST FOR A BENCH**

(76) Inventor: **Lawrence K. Lee**, Houston, TX (US)

(**) Term: **14 Years**

(21) Appl. No.: **29/392,675**

(22) Filed: **May 25, 2011**

(51) **LOC (9) Cl.** **06-01**

(52) **U.S. Cl.** **D6/502**

(58) **Field of Classification Search** D6/334-336,
D6/349-350, 355, 359, 369-371, 381-383,
D6/491-492, 500-503; 297/94, 181, 233-235,
297/311, 351, 353, 354.1, 354.12-354.13,
297/445.1, 451.9; 5/12.1-12.2

See application file for complete search history.

(56) **References Cited**

U.S. PATENT DOCUMENTS

D381,826 S *	8/1997	Lin	D6/370
D396,963 S *	8/1998	Jeng	D6/358
D405,302 S *	2/1999	Lum	D6/502
D409,011 S *	5/1999	Jeng	D6/358
D409,401 S *	5/1999	Jeng	D6/358

D465,950 S *	11/2002	Caldwell	D6/502
D466,341 S *	12/2002	Caldwell	D6/502
D623,975 S *	9/2010	Woods	D10/109.1
D651,027 S *	12/2011	Haaf et al.	D6/502

* cited by examiner

Primary Examiner — Kelley Donnelly

(74) *Attorney, Agent, or Firm* — Egbert Law Office PLLC

(57) **CLAIM**

The ornamental design for a backrest for a bench, as shown and described.

DESCRIPTION

FIG. 1 is an upper perspective view of the backrest for a bench showing my design.

FIG. 2 is a front view thereof;

FIG. 3 is a back view thereof;

FIG. 4 is a side view thereof;


FIG. 5 is an opposite side view thereof;

FIG. 6 is a top view thereof; and,

FIG. 7 is a bottom view thereof.

The features presented in broken lines are for environmental purposes only and form no part of the claimed design.

1 Claim, 4 Drawing Sheets






FIG. 1



FIG. 2




FIG. 3

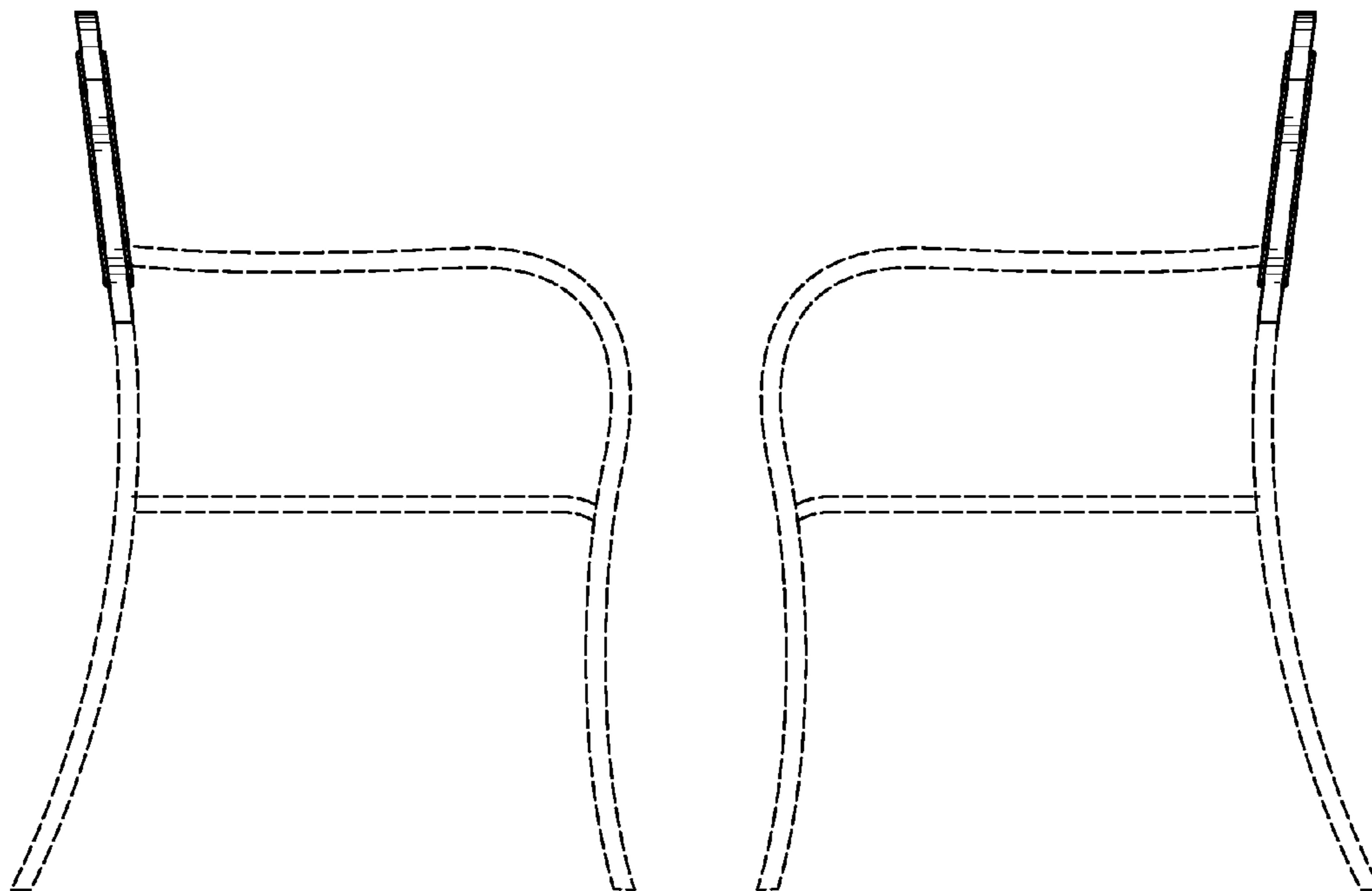


FIG. 4

FIG. 5




FIG. 6




FIG. 7