

US00D665198S

(12) **United States Design Patent**
Levy et al.

(10) **Patent No.:** **US D665,198 S**

(45) **Date of Patent:** **** Aug. 14, 2012**

(54) **SHELVING UNIT**

(75) Inventors: **Arik Levy**, Paris (FR); **Stefan Diez**,
München (DE)

(73) Assignee: **e15 Design und Distributions GmbH**,
Oberursel (DE)

(**) Term: **14 Years**

(21) Appl. No.: **29/311,565**

(22) Filed: **Apr. 21, 2009**

(30) **Foreign Application Priority Data**

Jan. 13, 2009 (DE) 40 2009 000 186

(51) **LOC (9) Cl.** **06-06**

(52) **U.S. Cl.** **D6/478**

(58) **Field of Classification Search** D6/338,
D6/349, 352, 363, 374-375, 380-381, 432,
D6/436, 460-461, 468, 474, 476-478; 297/175,
297/411.2, 445.1, 446.1-446.2, 447.1, 448.1,
297/451.2; 108/59, 91-92, 96, 180; 211/40,
211/42.12, 42, 49.1, 50, 85.2; 5/12.1-12.2
See application file for complete search history.

(56) **References Cited**

U.S. PATENT DOCUMENTS

2,806,606	A *	9/1957	Evans	108/27
D245,744	S *	9/1977	Brooks	D6/479
D248,808	S *	8/1978	Offredi	D6/438
4,582,002	A *	4/1986	Wright	108/60
D313,134	S *	12/1990	Pollack	D6/479
D326,966	S *	6/1992	Eggink et al.	D6/478
D358,725	S *	5/1995	Stender	D6/407
D361,453	S *	8/1995	Sussman	D6/474
5,855,175	A *	1/1999	Forbes	108/180
D444,654	S *	7/2001	Draheim et al.	D6/509
D450,518	S *	11/2001	Frederick	D6/630
D465,356	S *	11/2002	Muller	D6/477

D475,543	S *	6/2003	Savini	D6/374
D483,966	S *	12/2003	Forlenza et al.	D6/474
D527,210	S *	8/2006	Berry et al.	D6/480
D535,497	S *	1/2007	Portnoy	D6/477
D562,594	S *	2/2008	Thompson	D6/474
D574,622	S *	8/2008	Neil	D6/374
D585,207	S *	1/2009	Bauchet	D6/375
D586,153	S *	2/2009	Maly	D6/476
D587,497	S *	3/2009	Zambelli	D6/477
D602,276	S *	10/2009	Neil	D6/374
D607,667	S *	1/2010	Cayouette	D6/449
D609,926	S *	2/2010	Diez	D6/334
D611,268	S *	3/2010	Knight	D6/436
D622,521	S *	8/2010	Urquiola	D6/478
D622,986	S *	9/2010	Kubryk	D6/500
D632,102	S *	2/2011	Sato	D6/478
2001/0037987	A1 *	11/2001	Culp	211/186
2002/0178979	A1 *	12/2002	Tidemann	108/186
2006/0243177	A1 *	11/2006	Jones	108/180
2008/0302279	A1 *	12/2008	Clifton	108/60

* cited by examiner

Primary Examiner — Caron Veynar

Assistant Examiner — Kelley Donnelly

(74) *Attorney, Agent, or Firm* — Denison, Schultz & MacDonald

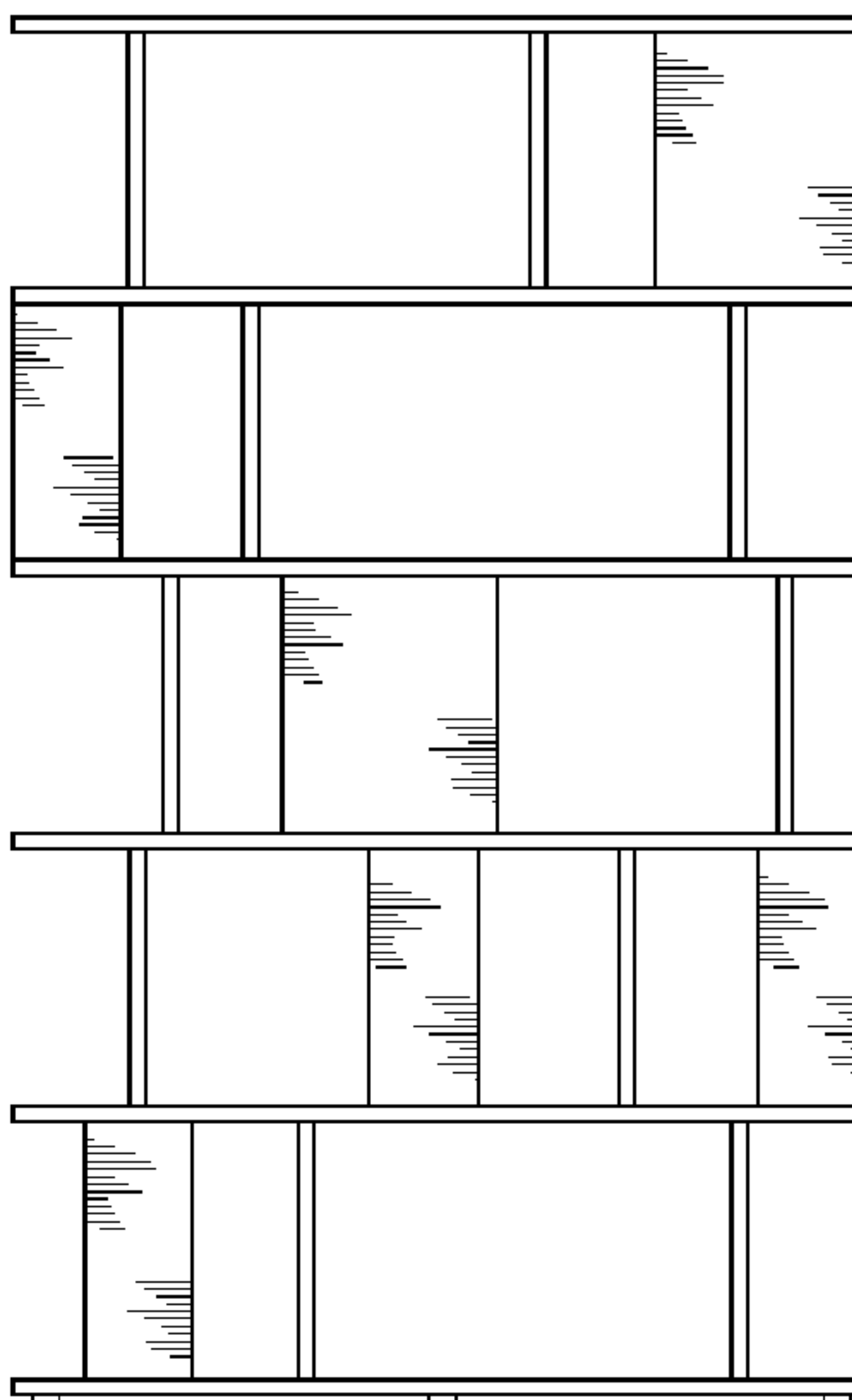
(57) **CLAIM**

The ornamental design for a shelving unit, as shown and described.

DESCRIPTION

FIG. 1 is front elevational view of a shelving unit showing my new design;
FIG. 2 is rear elevational view thereof;
FIG. 3 is a left side elevational view thereof;
FIG. 4 is a right side elevational view thereof;
FIG. 5 is a top plan view thereof;
FIG. 6 is a first front perspective view thereof;
FIG. 7 is a first partial front perspective view thereof; and,
FIG. 8 is a second partial front perspective view thereof.

1 Claim, 8 Drawing Sheets






FIG. 1




FIG. 2

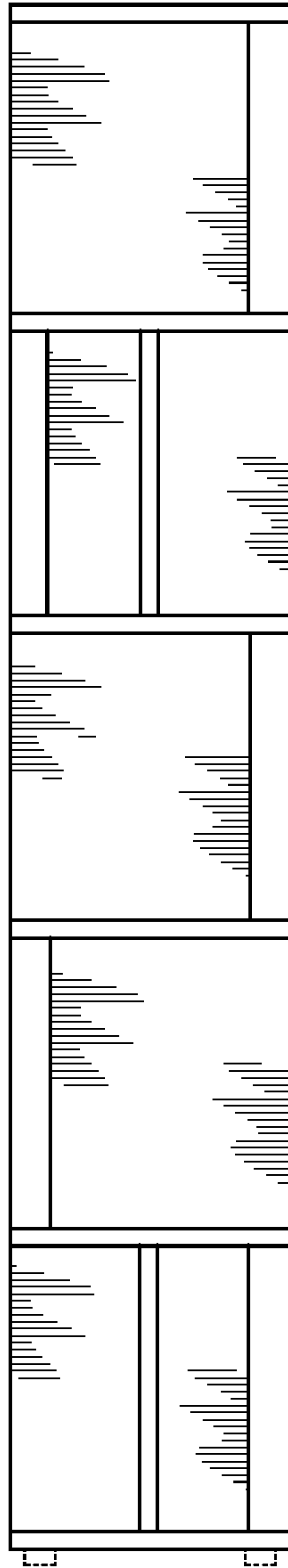


FIG. 3

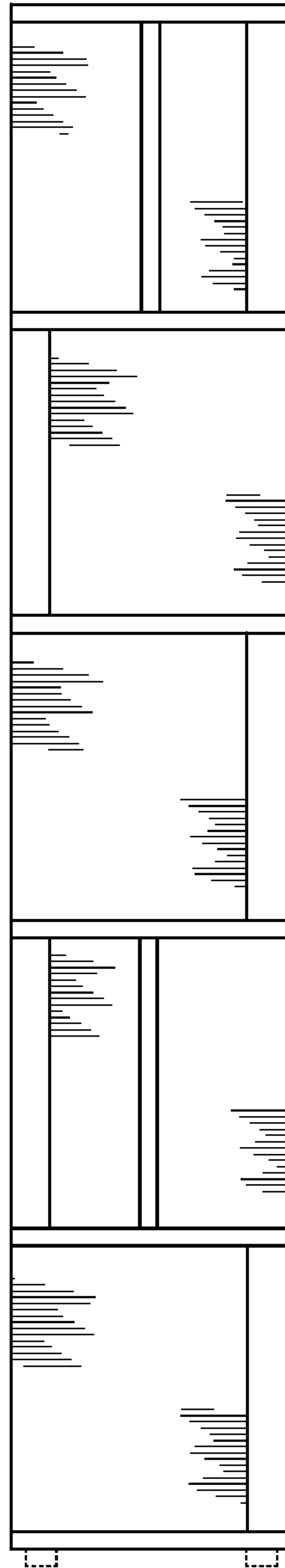


FIG. 4




FIG. 5

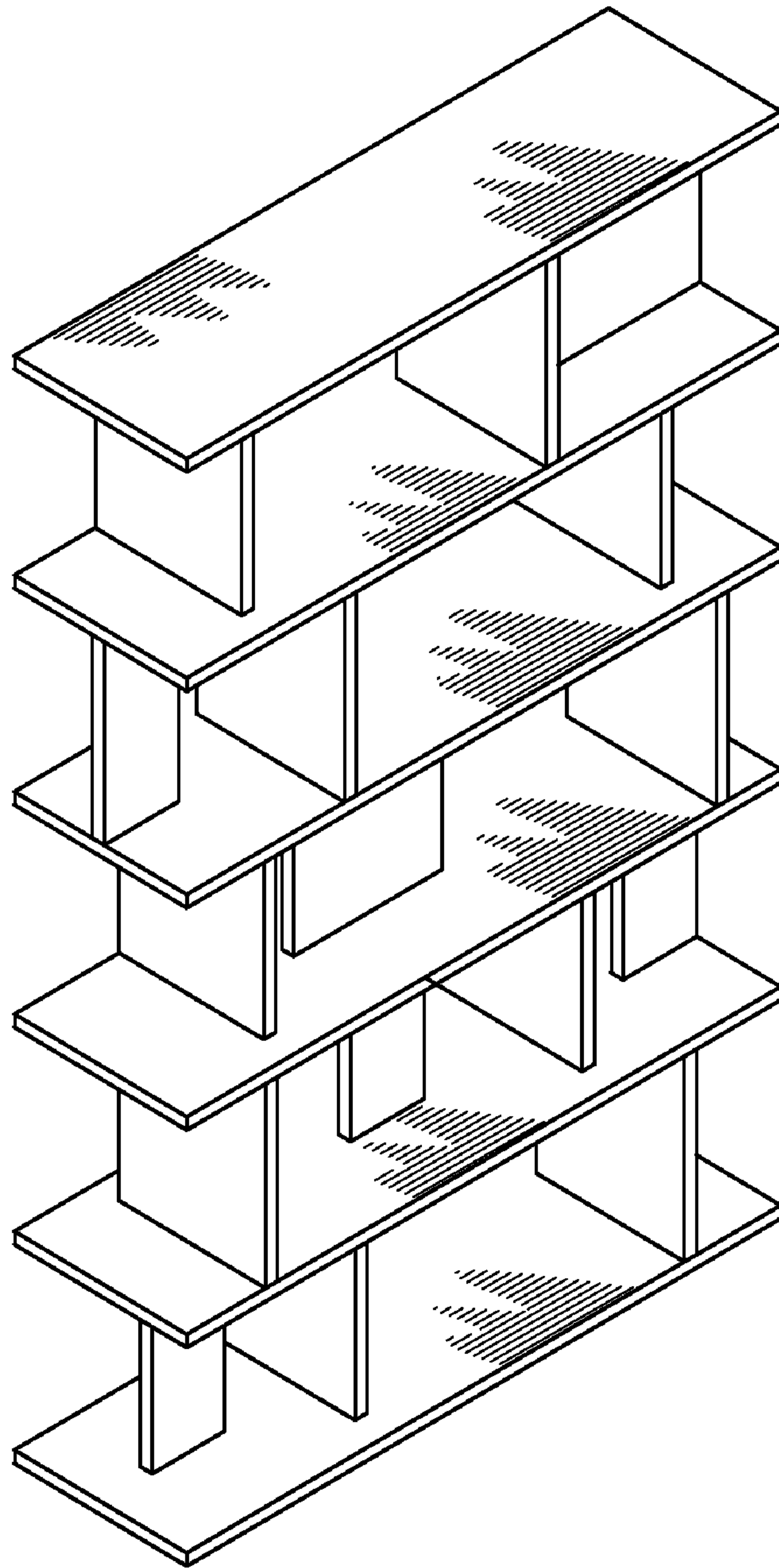


FIG. 6

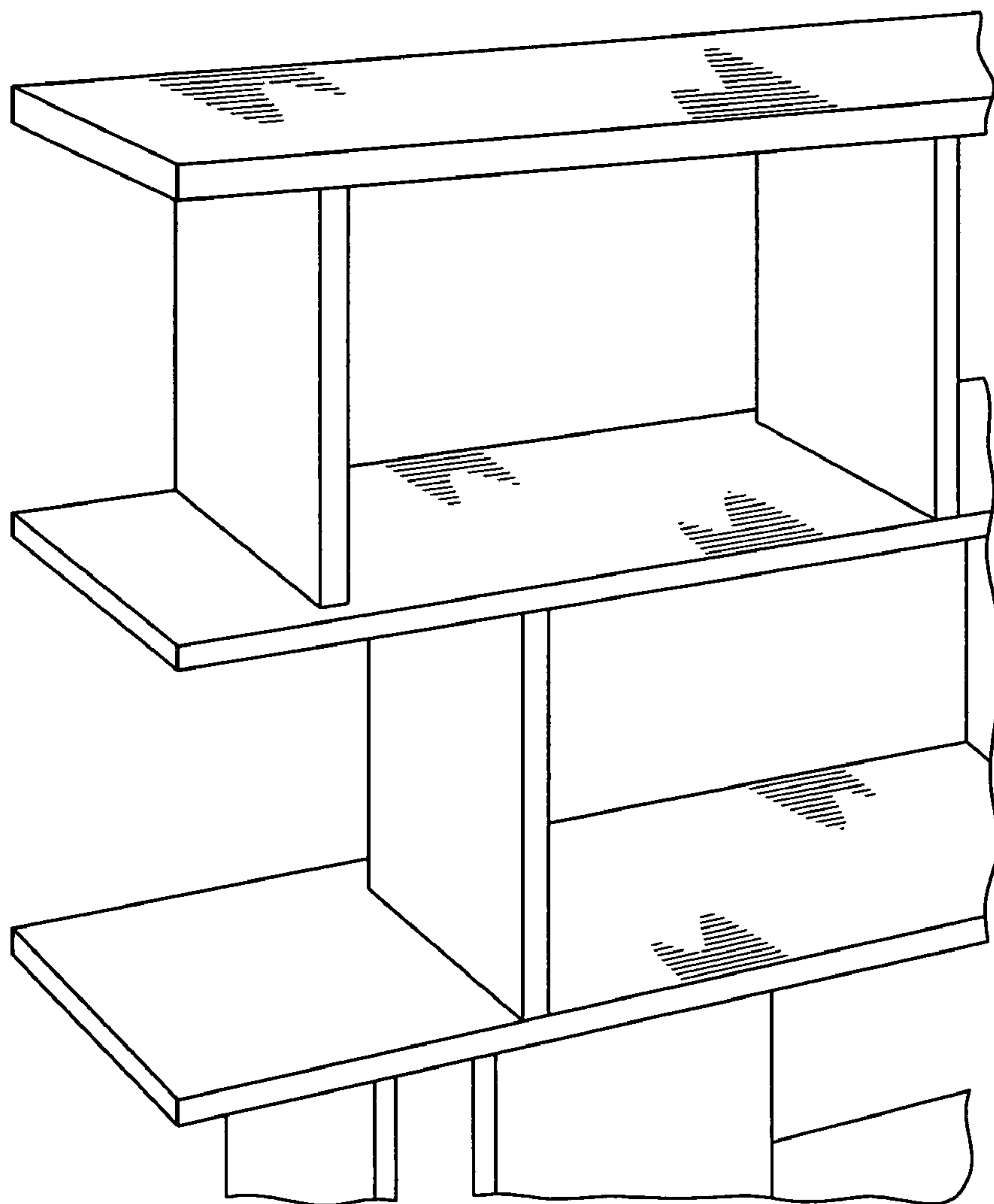


FIG. 7

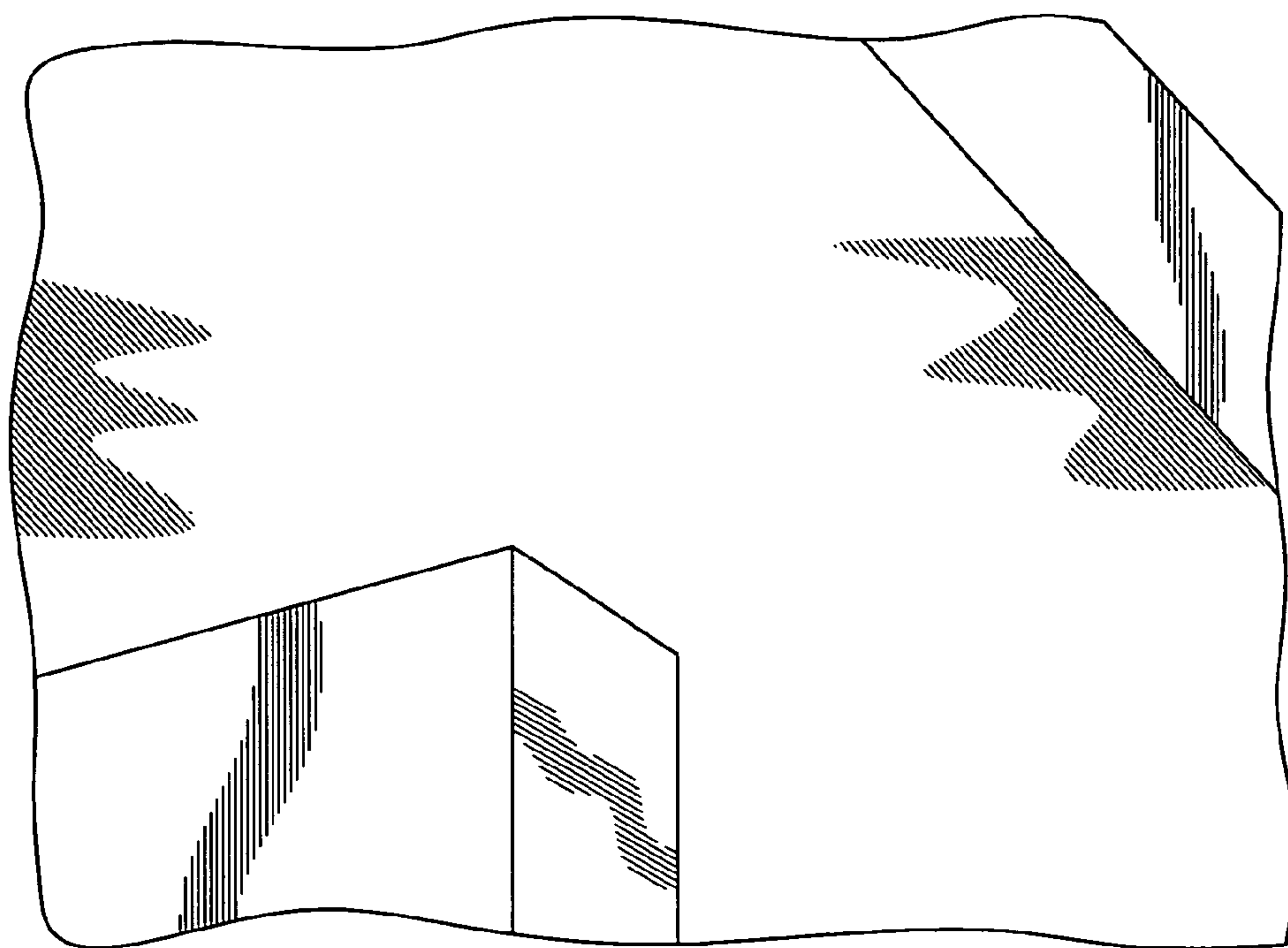


FIG. 8