



US00D665197S

(12) **United States Design Patent**
Allameh

(10) **Patent No.:** **US D665,197 S**

(45) **Date of Patent:** **** Aug. 14, 2012**

(54) **JEWELRY DISPLAY AND CASE**

(76) Inventor: **Soraya Allameh**, Fullerton, CA (US)

(**) Term: **14 Years**

(21) Appl. No.: **29/372,025**

(22) Filed: **Oct. 5, 2010**

(51) **LOC (9) Cl.** **06-04**

(52) **U.S. Cl.** **D6/472**

(58) **Field of Classification Search** D3/25;
D6/411, 415, 455-468, 491-495; D7/601,
D7/701-708; 206/6.1, 413, 459.5, 566; 211/4,
211/13.1, 30, 85.2, 163, 165, 181.1, 182,
211/190, 197, 205; 312/135, 305; 248/27.8,
248/121, 175, 465.1, 511-512, 519

See application file for complete search history.

(56) **References Cited**

U.S. PATENT DOCUMENTS

1,928,292	A *	9/1933	Lazarus	211/30
3,204,779	A *	9/1965	Warner	211/190
D239,070	S *	3/1976	Gray	D3/25
3,997,050	A *	12/1976	Patterson	206/566
4,390,099	A *	6/1983	Trautlein et al.	211/4
4,463,856	A *	8/1984	Strasser	211/163
4,632,474	A *	12/1986	Ingersoll	312/305
4,753,340	A *	6/1988	Blakeman et al.	206/459.5
5,052,563	A *	10/1991	Camp	211/85.2
5,054,624	A *	10/1991	Camp	211/85.2
D329,341	S *	9/1992	Rhodes	D6/457
D334,855	S *	4/1993	Harrington et al.	D6/458
5,487,600	A *	1/1996	Griffin	312/135
5,848,710	A *	12/1998	Pomper	211/85.2
5,853,090	A *	12/1998	Brozak, Jr.	211/13.1
D496,191	S *	9/2004	Johnson	D6/465
7,165,689	B2 *	1/2007	McDaniel	211/165
D560,449	S *	1/2008	Goodman et al.	D7/707
D566,990	S *	4/2008	Cook	D6/462

D610,370	S *	2/2010	Quan	D6/455
D625,937	S *	10/2010	Goldstein	D6/458
D641,570	S *	7/2011	Zieman et al.	D6/458
8,020,716	B2 *	9/2011	Vitale	211/197
D652,697	S *	1/2012	Guindi	D7/704
2006/0289321	A1 *	12/2006	Karfias	206/413
2009/0065373	A1 *	3/2009	Kornowski	206/6.1

* cited by examiner

Primary Examiner — Ricky Pham

(74) *Attorney, Agent, or Firm* — Grant's Law Firm; Allan Howard Grant

(57) **CLAIM**

I claim the ornamental design for the jewelry display and case, as shown and as described.

DESCRIPTION

FIG. 1 is a perspective view of the jewelry display and case for holding various jewelry items such as rings, ear rings, bracelets, and necklaces;

FIG. 2 is another perspective view of the jewelry display and case;

FIG. 3 is a front view of the jewelry display and case;

FIG. 4 is a back view of the jewelry display and case;

FIG. 5 is a side view of the jewelry display and case;

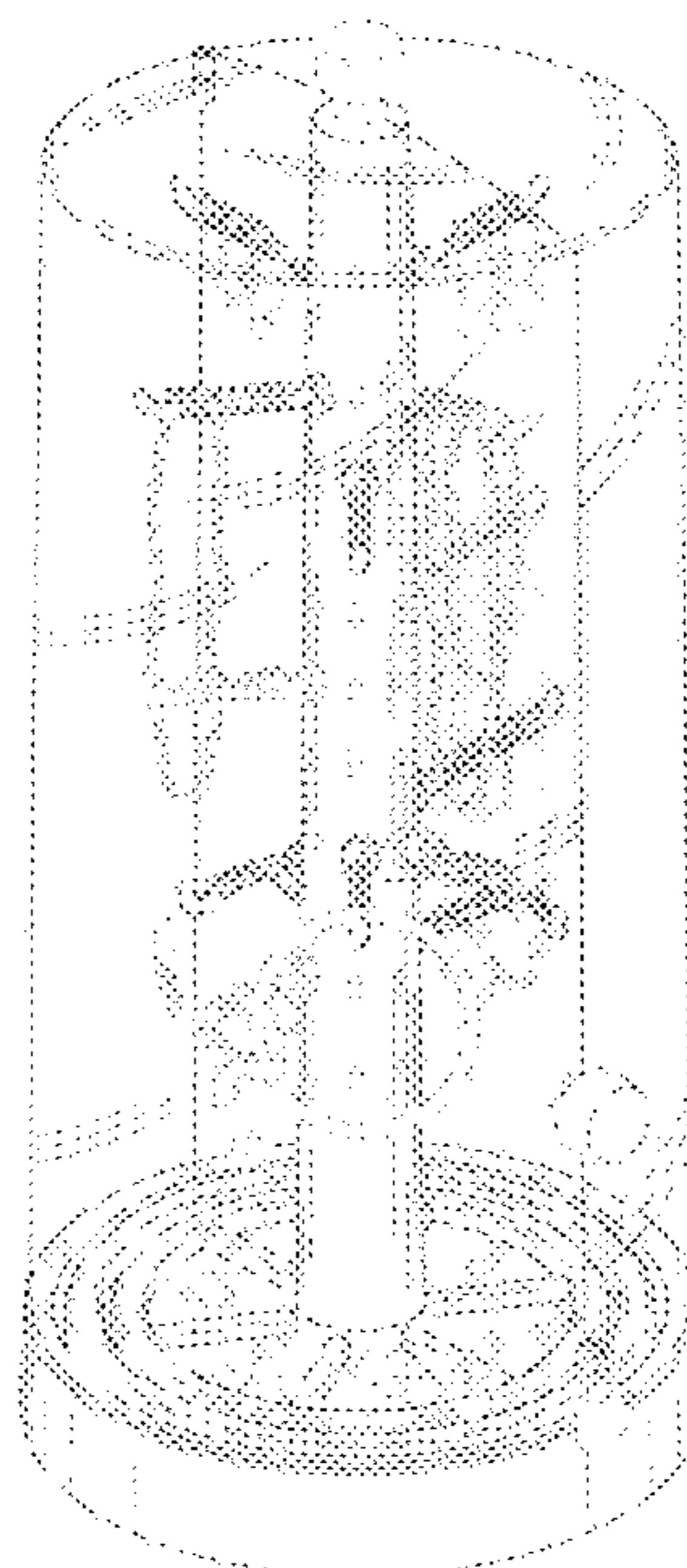
FIG. 6 is the other side view of the jewelry display and case;

FIG. 7 is a top view of the jewelry display and case; and,

FIG. 8 is a bottom view of the jewelry display and case.

The broken lines in FIG. 1 are of rings, ear rings, bracelets, and necklaces. The rings, ear rings, bracelets, and necklaces are shown for illustrative purposes only and form no part of the claimed design. The additional broken lines in FIGS. 1-8 are of knobs positioned on the case. The knobs as shown for illustrative purposes only and form no part of the claimed design.

1 Claim, 7 Drawing Sheets



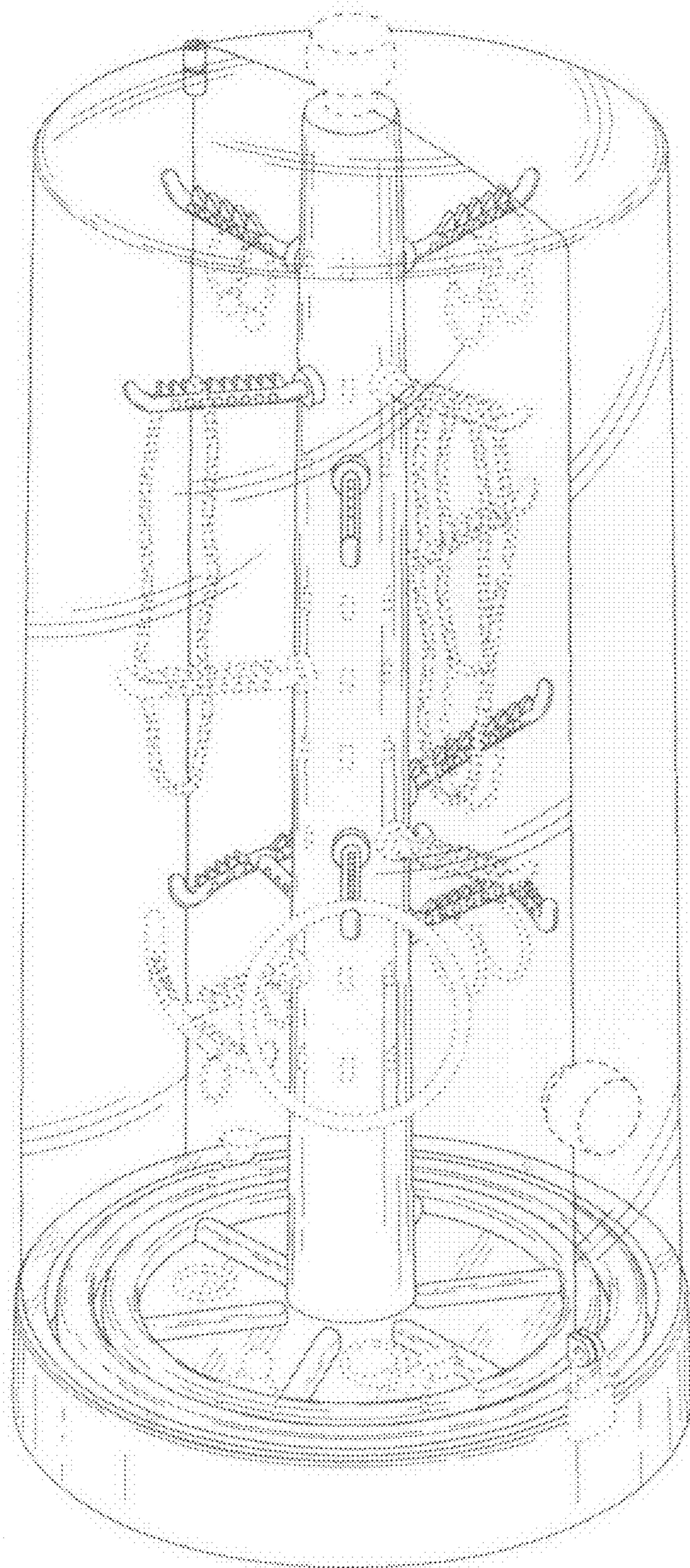


Fig. 1

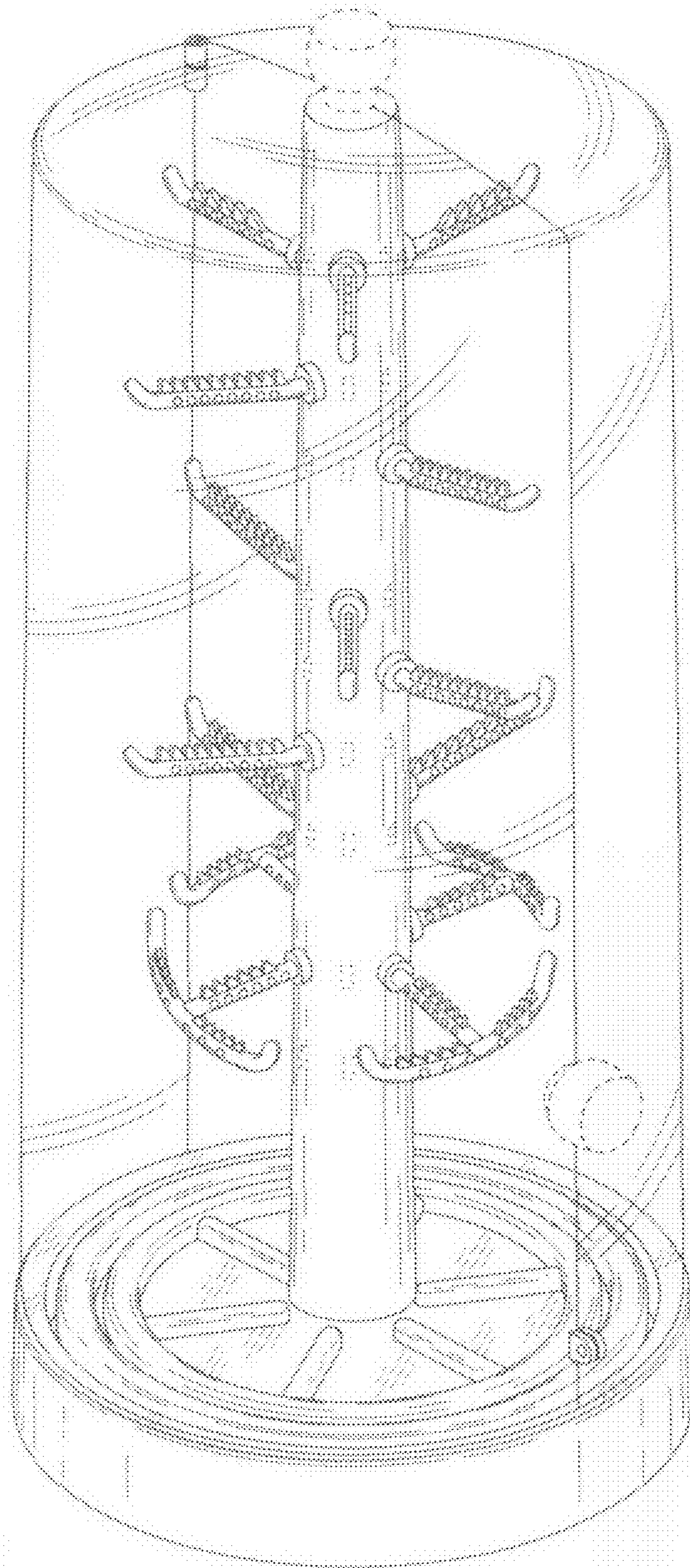


Fig. 2

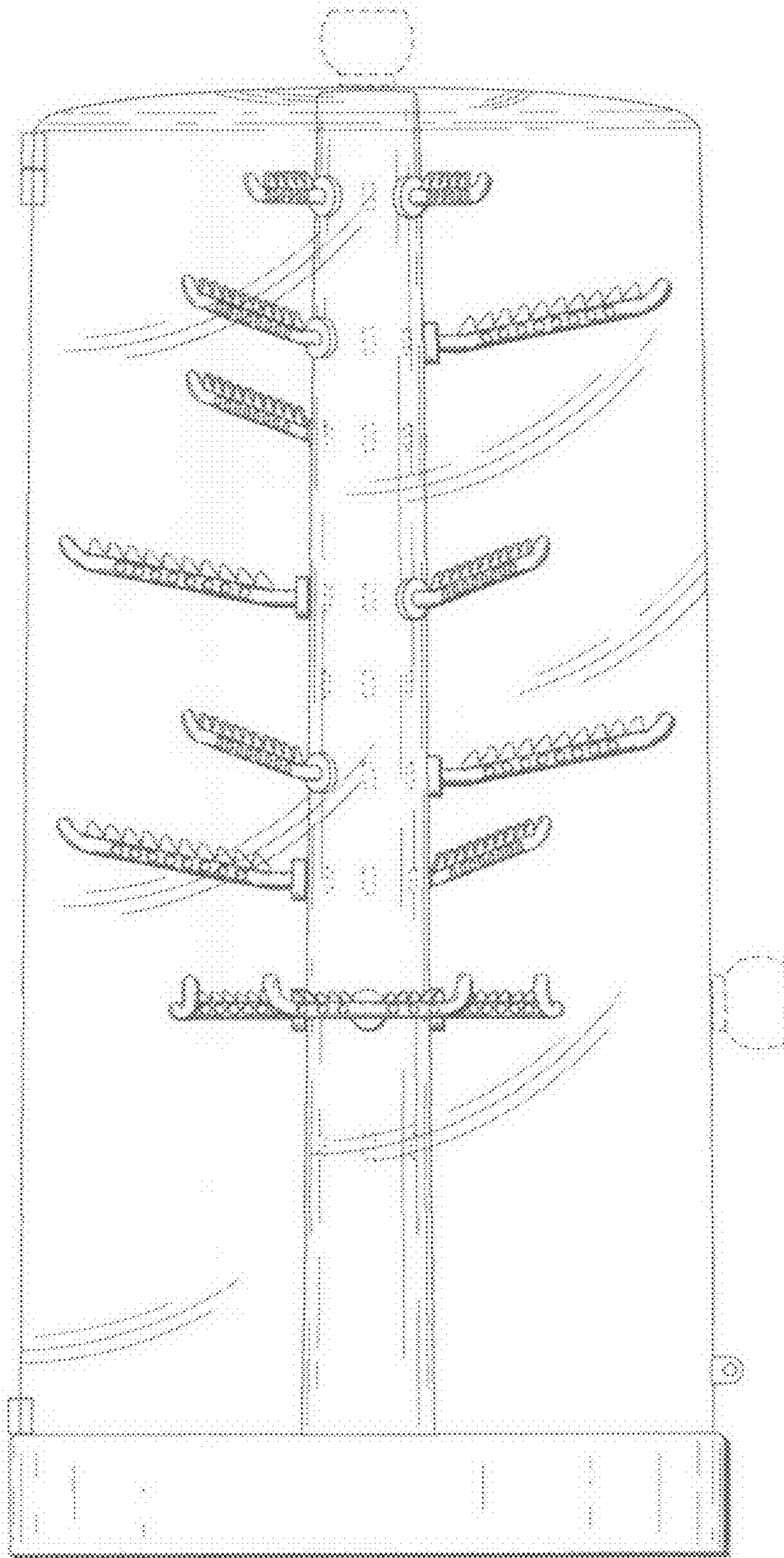


Fig. 3

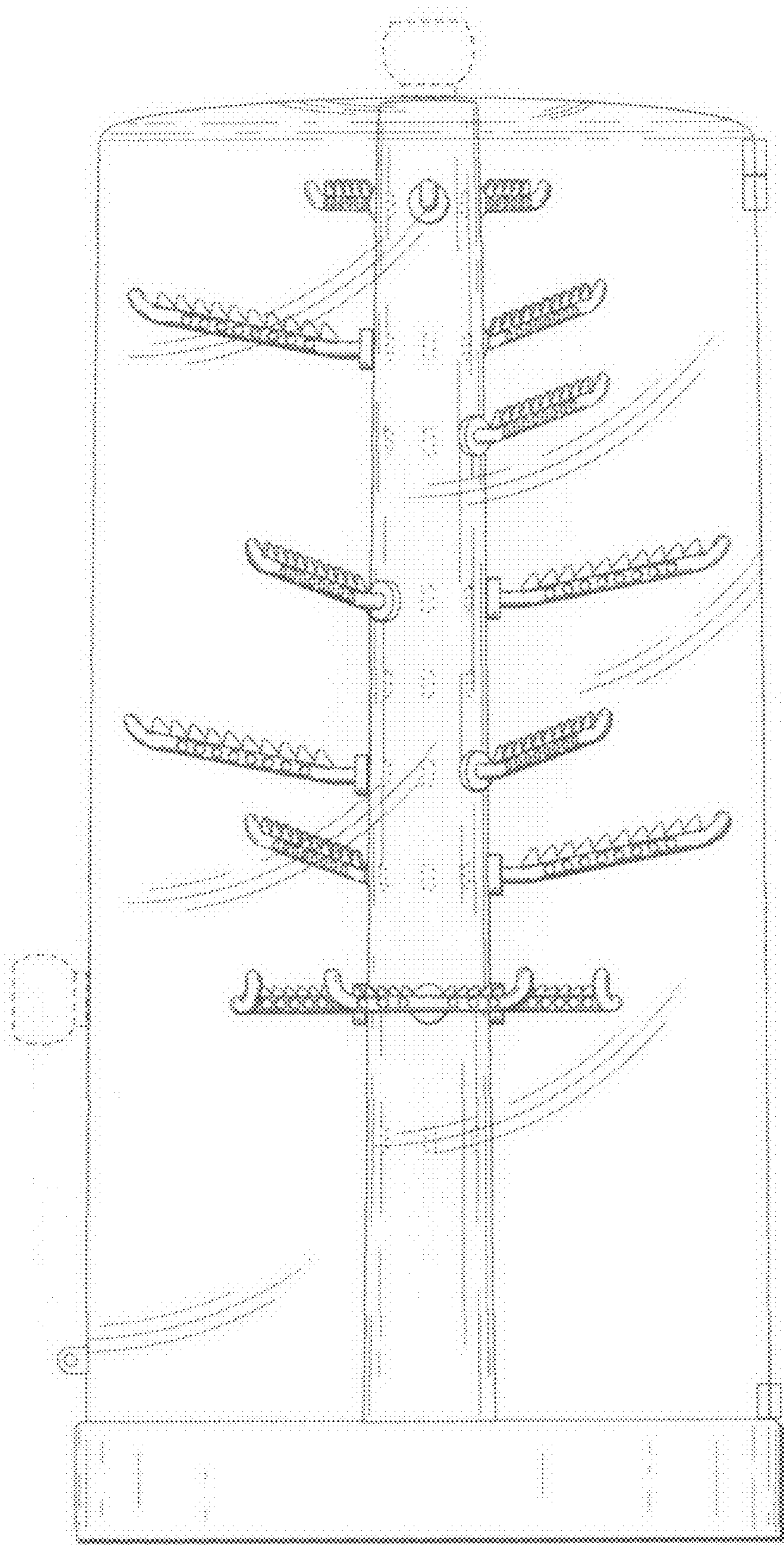


Fig. 4

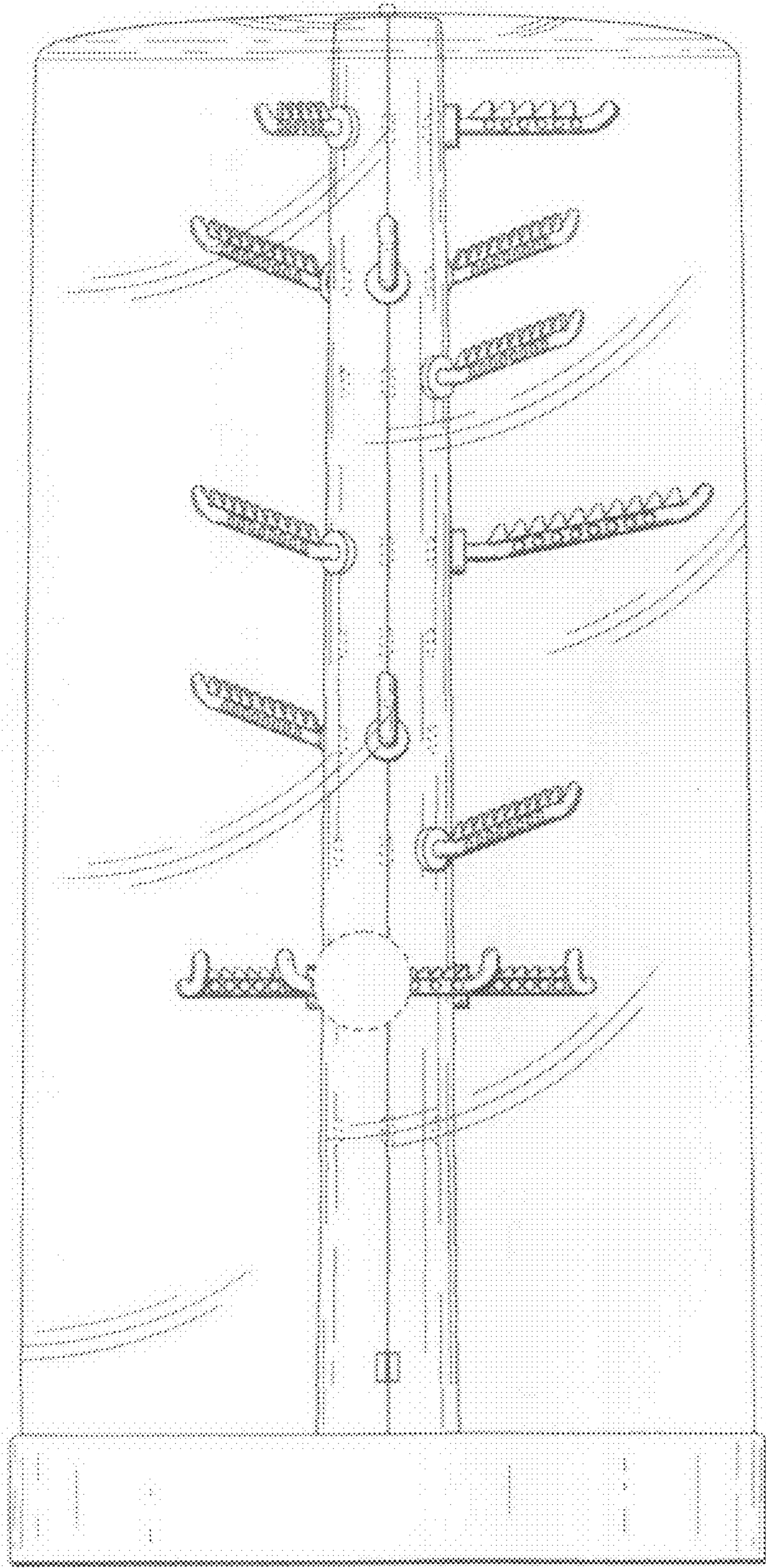


Fig. 5

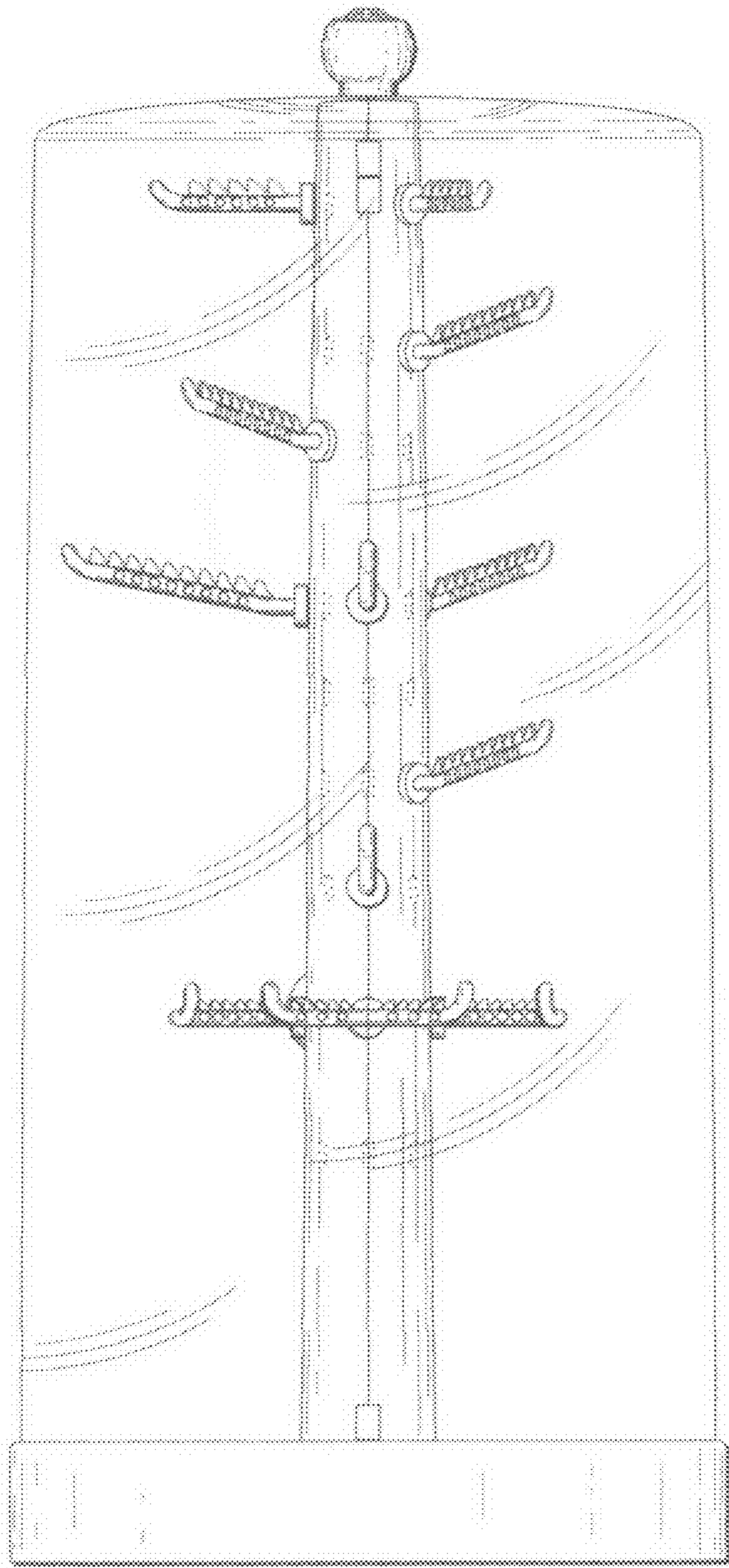


Fig. 6




Fig. 7




Fig. 8