

US00D665193S

(12) **United States Design Patent**
Huffey

(10) **Patent No.:** **US D665,193 S**

(45) **Date of Patent:** **** Aug. 14, 2012**

(54) **SECURE TV ENCLOSURE DESIGN**

(76) Inventor: **Jack Huffey**, Smyrna, GA (US)

(**) Term: **14 Years**

(21) Appl. No.: **29/392,777**

(22) Filed: **May 26, 2011**

(51) **LOC (9) Cl.** **06-04**

(52) **U.S. Cl.** **D6/433**

(58) **Field of Classification Search** D6/432,
D6/433, 436, 440, 441, 442, 443, 444, 445,
D6/446, 447, 448; 312/7.2, 138.1, 204, 213,
312/257.1, 297

See application file for complete search history.

(56) **References Cited**

U.S. PATENT DOCUMENTS

D22,397 S *	5/1893	Emerson	D6/433
2,543,136 A	2/1951	Sweeney		
2,592,888 A	4/1952	Greggor		
2,737,649 A	3/1956	Pifer		
3,076,499 A	2/1963	Zoll et al.		
3,076,500 A	2/1963	Zoll et al.		
3,294,465 A	12/1966	Blodee et al.		
D209,224 S	11/1967	Livingston et al.		
3,532,153 A	10/1970	D'Anka		
4,002,831 A	1/1977	Aeschliman		
4,491,872 A	1/1985	Boldt et al.		
D286,126 S	10/1986	Driscoll		
D296,276 S *	6/1988	Flaherty	D6/433
4,846,247 A	7/1989	Kessler		
4,979,553 A	12/1990	Lowry, III et al.		
5,065,808 A	11/1991	Hopperdietzel		
5,295,743 A *	3/1994	Moulton et al.	312/297
D371,278 S	7/1996	Jorgensen		
5,575,547 A	11/1996	Hanemaayer		
D378,174 S *	2/1997	Kamin et al.	D6/433

5,803,563 A	9/1998	Woodward		
D412,626 S *	8/1999	Johnson et al.	D6/433
6,053,591 A *	4/2000	Kasanic	312/297
D472,732 S *	4/2003	Citterio	D6/433

OTHER PUBLICATIONS

Website entitled: "Tambour TV Cabinet" by Saco & Birnbaum Fine Woodworking, located at www.custommade.com/tambour-tv-cabinet/by/sbwoodworking, printed May 26, 2011.

Website entitled "Custom Tambour Television Cabinet" by Boykin Pearce Associates, Inc., located at www.homeportfolio.com/catalog/Product.jhtml?proID=8613, printed May 26, 2011.

* cited by examiner

Primary Examiner — Mimoso De

(74) *Attorney, Agent, or Firm* — Thomas, Kayden, Horstemeyer & Risley, LLP

(57) **CLAIM**

The ornamental design of a secure TV enclosure design, as shown and described.

DESCRIPTION

FIG. 1 is a front perspective view showing my new secure TV enclosure design;

FIG. 2 is a left side view thereof;

FIG. 3 is a right side view thereof;

FIG. 4 is a front view thereof;

FIG. 5 is a back view thereof;

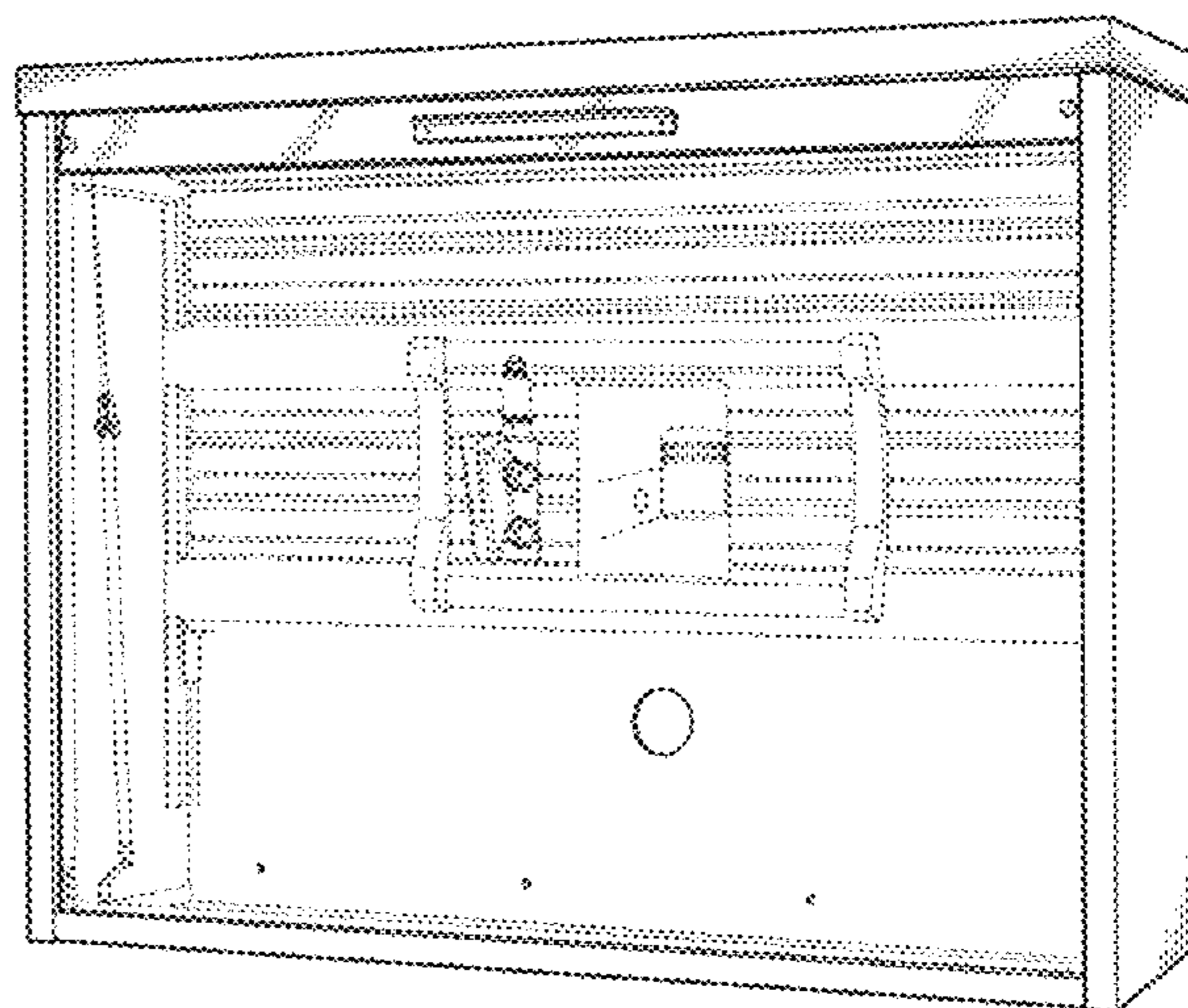
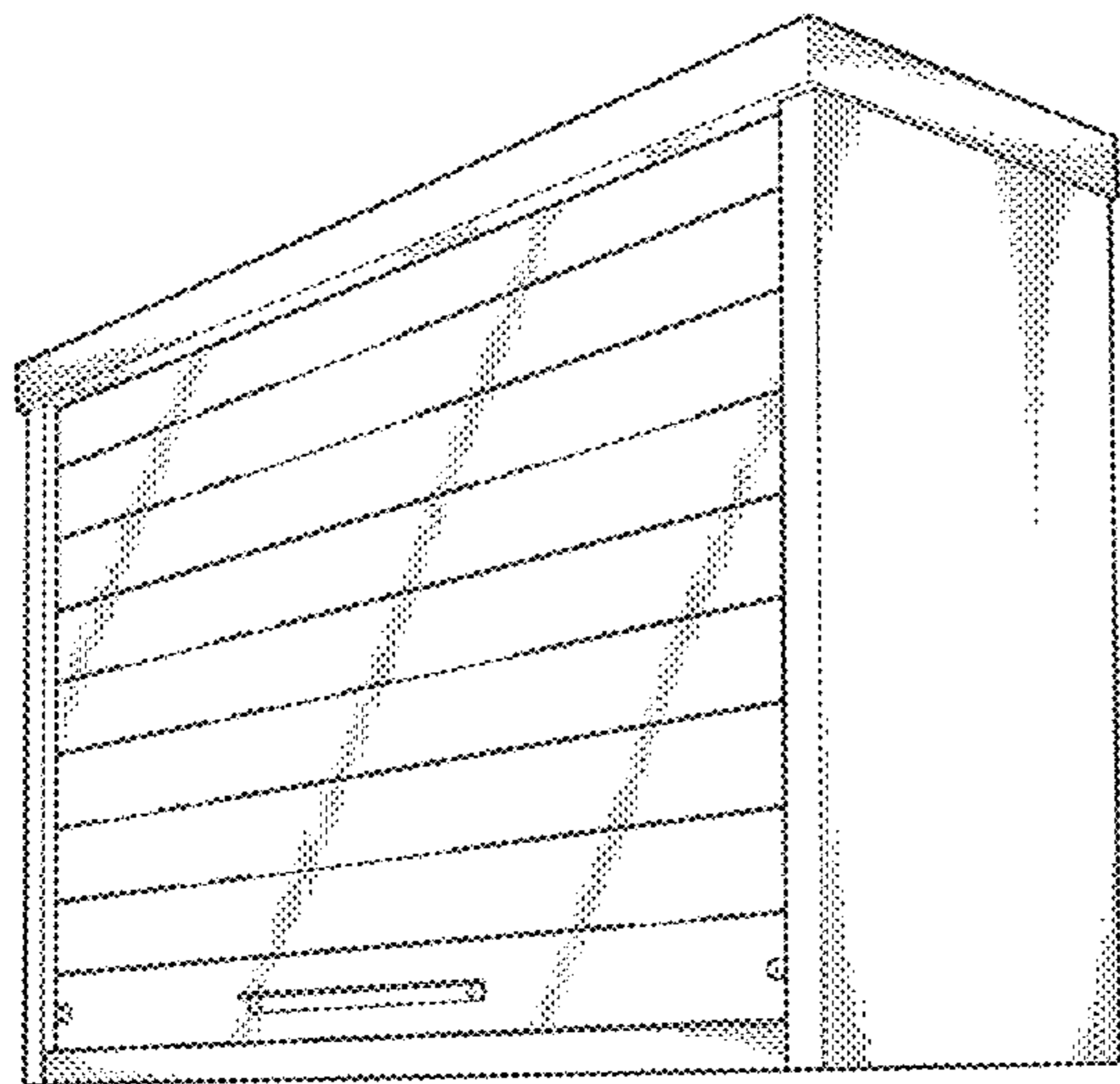
FIG. 6 is a top view thereof; and

FIG. 7 is a bottom view thereof; and,

FIG. 8 is front perspective view thereof, showing the door in an opened position.

The broken lines shown in FIG. 8 are for illustrative purposes only and form no part of the claimed design.

1 Claim, 6 Drawing Sheets



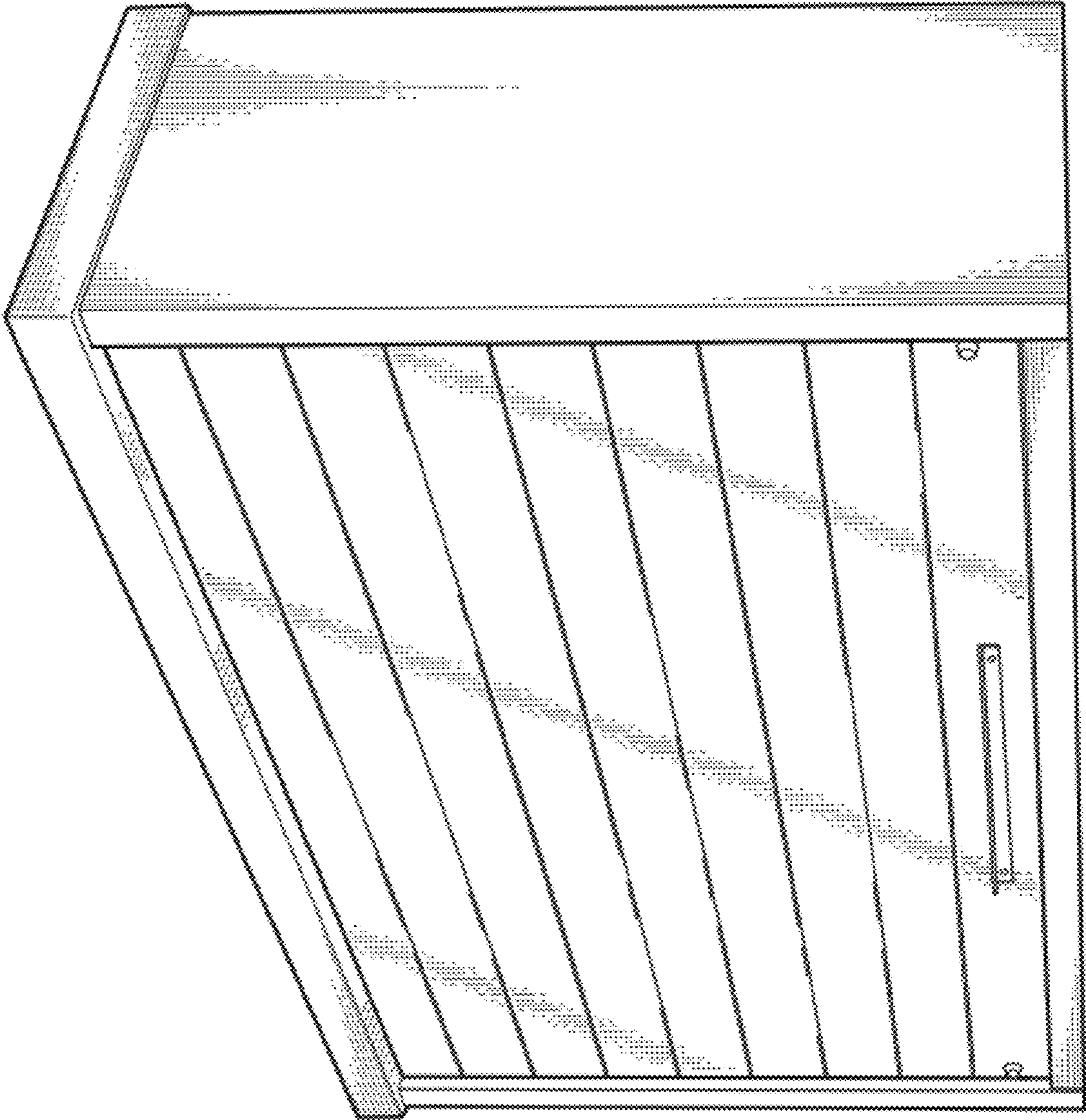


FIG. 1



FIG. 3



FIG. 2




FIG. 4




FIG. 5

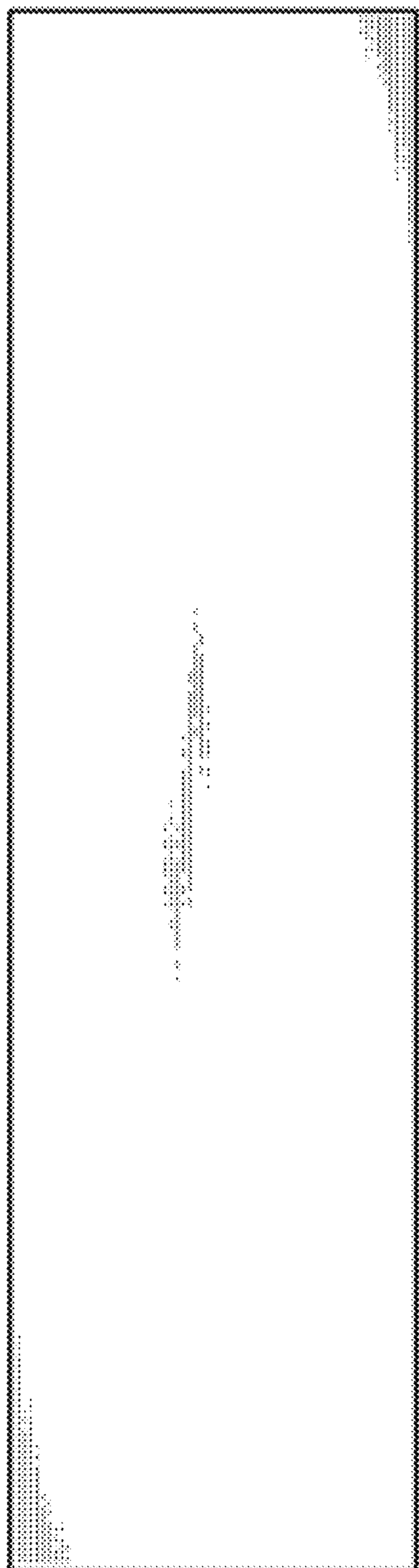


FIG. 6




FIG. 7

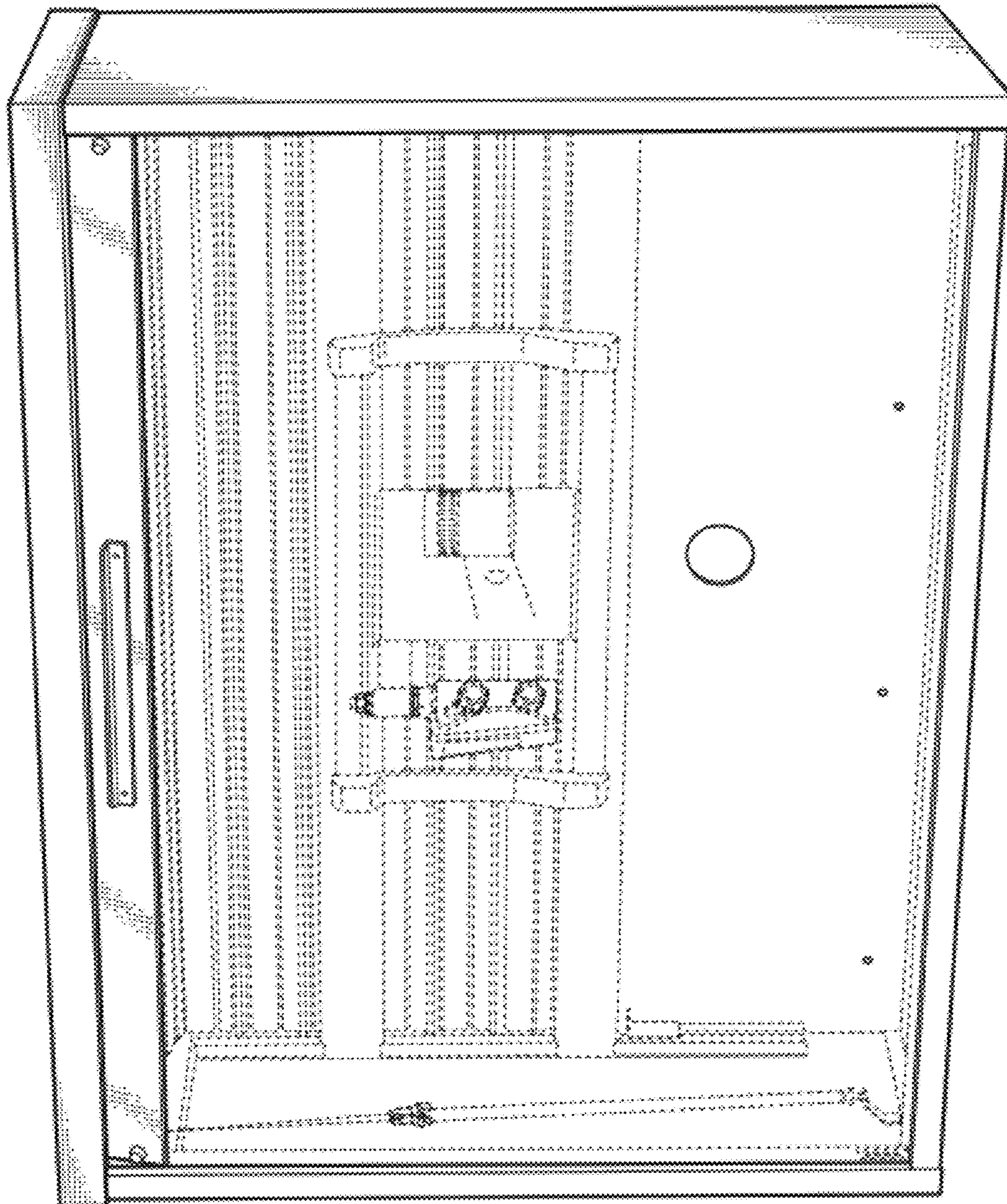


FIG. 8