

US00D665192S

(12) **United States Design Patent**
Zealer

(10) **Patent No.:** **US D665,192 S**

(45) **Date of Patent:** **** *Aug. 14, 2012**

(54) **VIDEO CD CASE**

(76) Inventor: **Carl Zealer**, Reynoldsburg, OH (US)

(*) Notice: This patent is subject to a terminal disclaimer.

(**) Term: **14 Years**

(21) Appl. No.: **29/377,723**

(22) Filed: **Oct. 25, 2010**

(51) **LOC (9) Cl.** **06-04**

(52) **U.S. Cl.** **D6/432**

(58) **Field of Classification Search** D3/201,
D3/218, 272-273, 276, 905; D6/407, 626-635;
D9/337, 445, 454; D19/26-27, 65, 75-77;
206/232, 307.1, 308.1, 308.3, 309-313; 312/9.57,
312/902, 9.9, 9.48, 9.55, 9.64, 9.47
See application file for complete search history.

D557,546 S *	12/2007	Gelardi et al.	D6/634
D558,503 S *	1/2008	Hurley	D6/635
D575,506 S *	8/2008	Huang	D3/247
D586,602 S *	2/2009	Sankey et al.	D6/632
D615,078 S *	5/2010	Bradley	D14/250
D619,454 S *	7/2010	Fluegel et al.	D9/423
D619,805 S *	7/2010	Leung	D3/238
D620,976 S *	8/2010	Dietrich	D19/27
D637,648 S *	5/2011	Ringl	D19/86
D642,414 S *	8/2011	Wynalda et al.	D6/627
D642,615 S *	8/2011	Naimi	D19/26
D645,735 S *	9/2011	Clark et al.	D9/423
D648,970 S *	11/2011	Zealer	D6/632

* cited by examiner

Primary Examiner — Kelley Donnelly

(74) *Attorney, Agent, or Firm* — Michael J. Gallagher;
David J. Dawsey; Gallagher & Dawsey Co., LPA

(57) **CLAIM**

I claim the ornamental design for a video CD case, as shown and described.

(56) **References Cited**

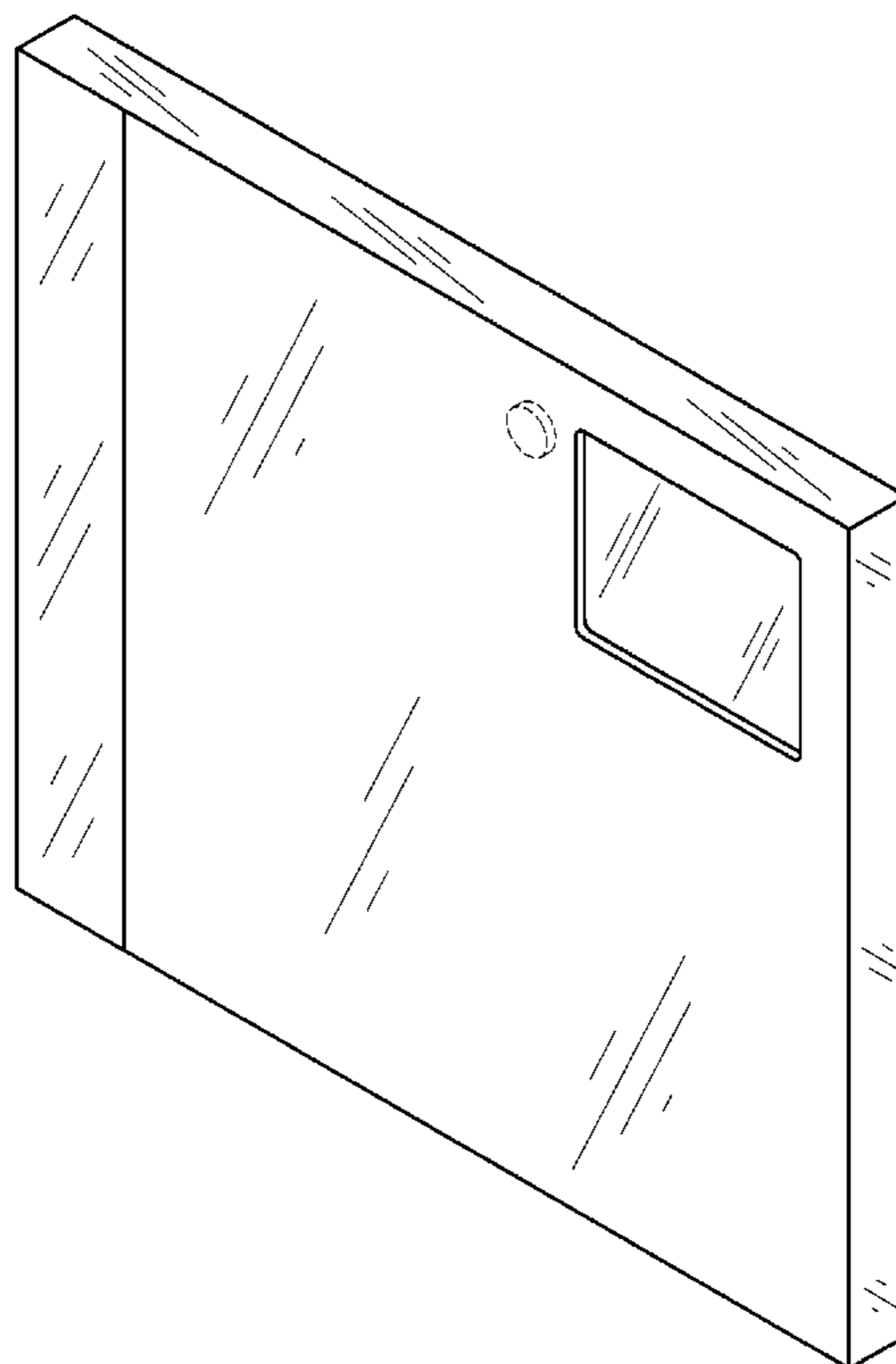
U.S. PATENT DOCUMENTS

D222,819 S *	1/1972	Del Corno et al.	D6/632
5,248,037 A *	9/1993	Kornberg et al.	206/457
D351,829 S *	10/1994	Maines	D14/483
D365,482 S *	12/1995	Larimore	D6/518
D371,268 S *	7/1996	Johansson	D6/626
D386,931 S *	12/1997	Nemeth	D6/629
D416,706 S *	11/1999	Johnson, Jr.	D6/407
6,082,581 A *	7/2000	Anderson et al.	221/232
6,155,410 A *	12/2000	Davis	206/39.5
D452,762 S *	1/2002	Lee	D2/632
D499,972 S *	12/2004	van de Wiel et al.	D10/92
D502,041 S *	2/2005	Wynalda et al.	D6/632
D518,673 S *	4/2006	Milstein	D6/627
D531,075 S *	10/2006	Vantine	D10/92

DESCRIPTION

FIG. 1 is an isometric view of a video CD case showing my new design; and
FIG. 2 is a front elevation view thereof;
FIG. 3 is a rear elevation view thereof;
FIG. 4 is a left side elevation view thereof;
FIG. 5 is a right side elevation view thereof;
FIG. 6 is a top plan view thereof; and,
FIG. 7 is a bottom plan view thereof.
The broken lines showing in FIGS. 1, 2, 4, 5, 6, and 7 are for the purpose of illustrating the environment of the design only and form no part of the claimed design.

1 Claim, 5 Drawing Sheets






Fig. 1

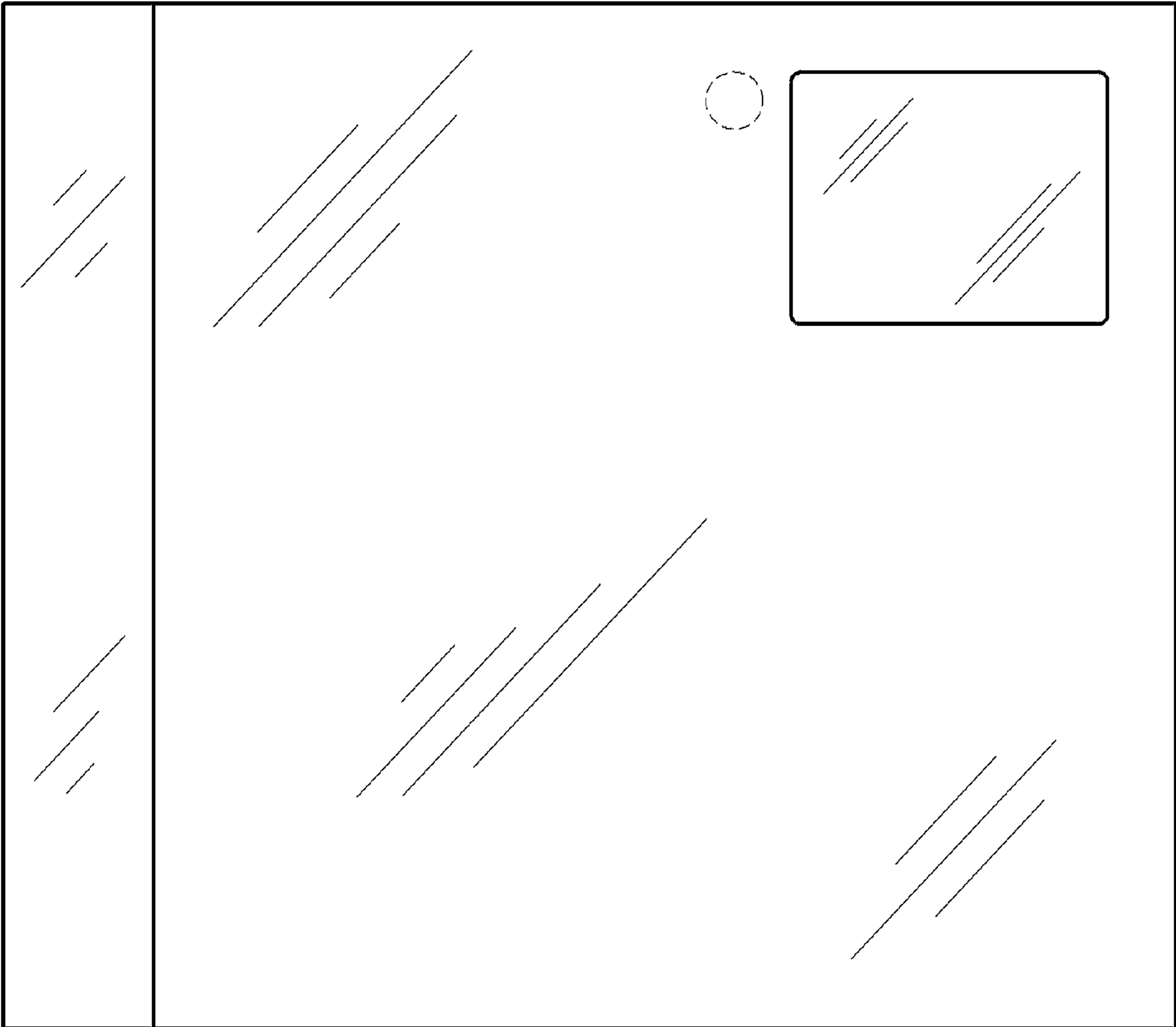


Fig. 2




Fig. 3




Fig. 4




Fig. 5



Fig. 6




Fig. 7