

US00D665185S

(12) **United States Design Patent**  
**Li et al.**

(10) **Patent No.:** **US D665,185 S**  
(45) **Date of Patent:** **\*\* Aug. 14, 2012**

(54) **SIDE CHAIR**

(75) Inventors: **Ren Li**, Hangzhou (CN); **Jieqiong Ruan**, Hangzhou (CN)

(73) Assignee: **Hangzhou China Arts Industrial Corp., Ltd.**, Hangzhou (CN)

(\*\*) Term: **14 Years**

(21) Appl. No.: **29/397,830**

(22) Filed: **Jul. 21, 2011**

(30) **Foreign Application Priority Data**

Apr. 22, 2011 (CN) ..... 2011 3 0086220

(51) **LOC (9) Cl.** ..... **06-01**

(52) **U.S. Cl.** ..... **D6/369**

(58) **Field of Classification Search** ..... D6/334-336,  
D6/369, 370, 371-373, 374, 375, 376, 379,  
D6/380, 381, 500-502; 297/411.42, 411.43,  
297/445.1, 446.1, 451.9, 452.63, 452.64

See application file for complete search history.

(56) **References Cited**

U.S. PATENT DOCUMENTS

D196,577 S *	10/1963	Ritts .....	D6/369
D495,512 S *	9/2004	Diaz-Azcuy .....	D6/369
D543,372 S *	5/2007	Ping Sheng .....	D6/375
D551,458 S *	9/2007	White et al. ....	D6/369
D567,525 S *	4/2008	Camp et al. ....	D6/369
D572,030 S *	7/2008	Lowsky .....	D6/369
D609,486 S *	2/2010	Lowsky .....	D6/369

\* cited by examiner

*Primary Examiner* — Mimoso De

(74) *Attorney, Agent, or Firm* — Mei & Mark LLP

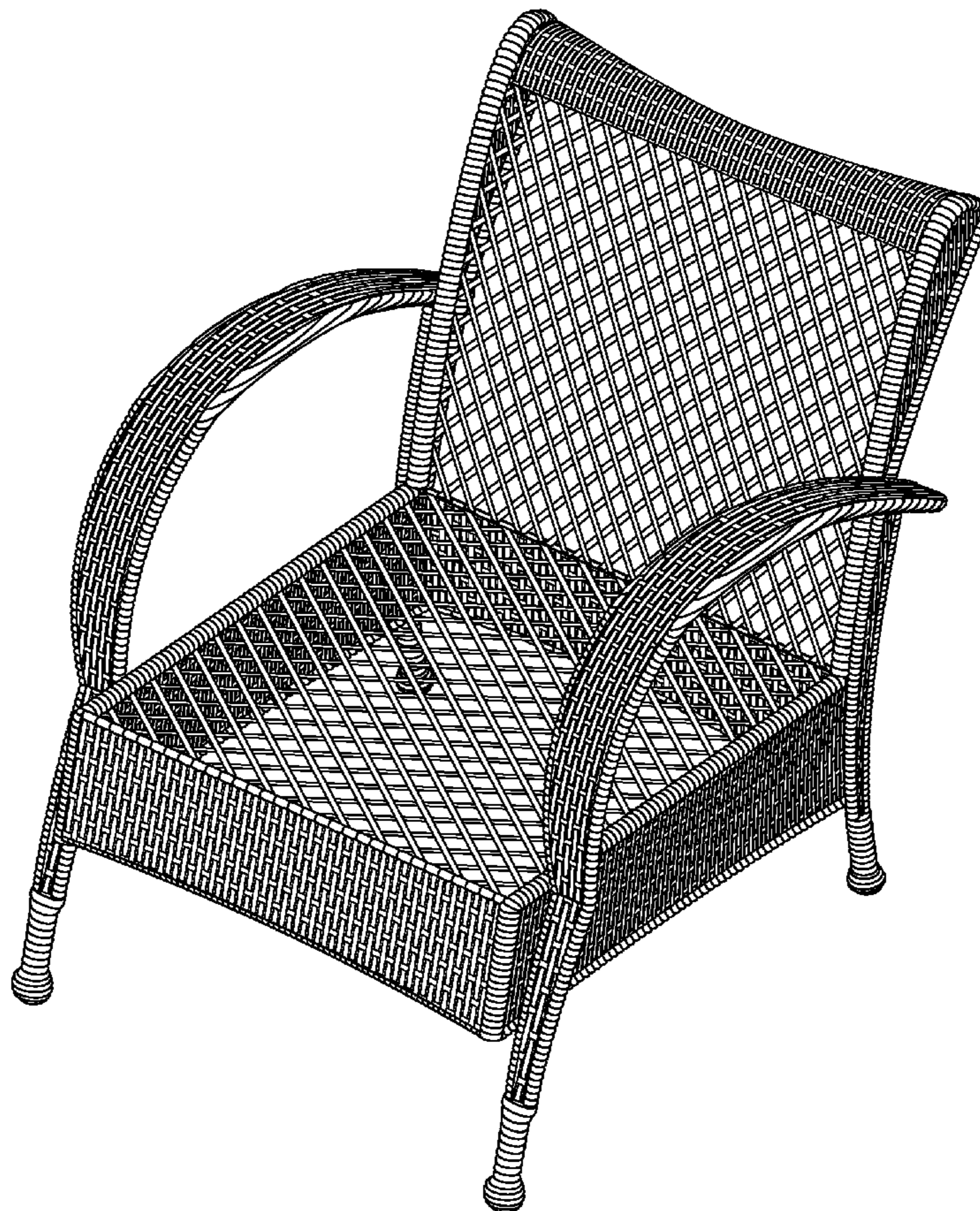
(57) **CLAIM**

We claim the ornamental design for a side chair, as shown and described.

**DESCRIPTION**

FIG. 1 is a perspective view of the side chair;  
FIG. 2 is a front view thereof;  
FIG. 3 is a rear view thereof;  
FIG. 4 is a left view thereof;  
FIG. 5 is a right side view thereof;  
FIG. 6 is a top view thereof; and,  
FIG. 7 is a bottom view thereof.

**1 Claim, 7 Drawing Sheets**



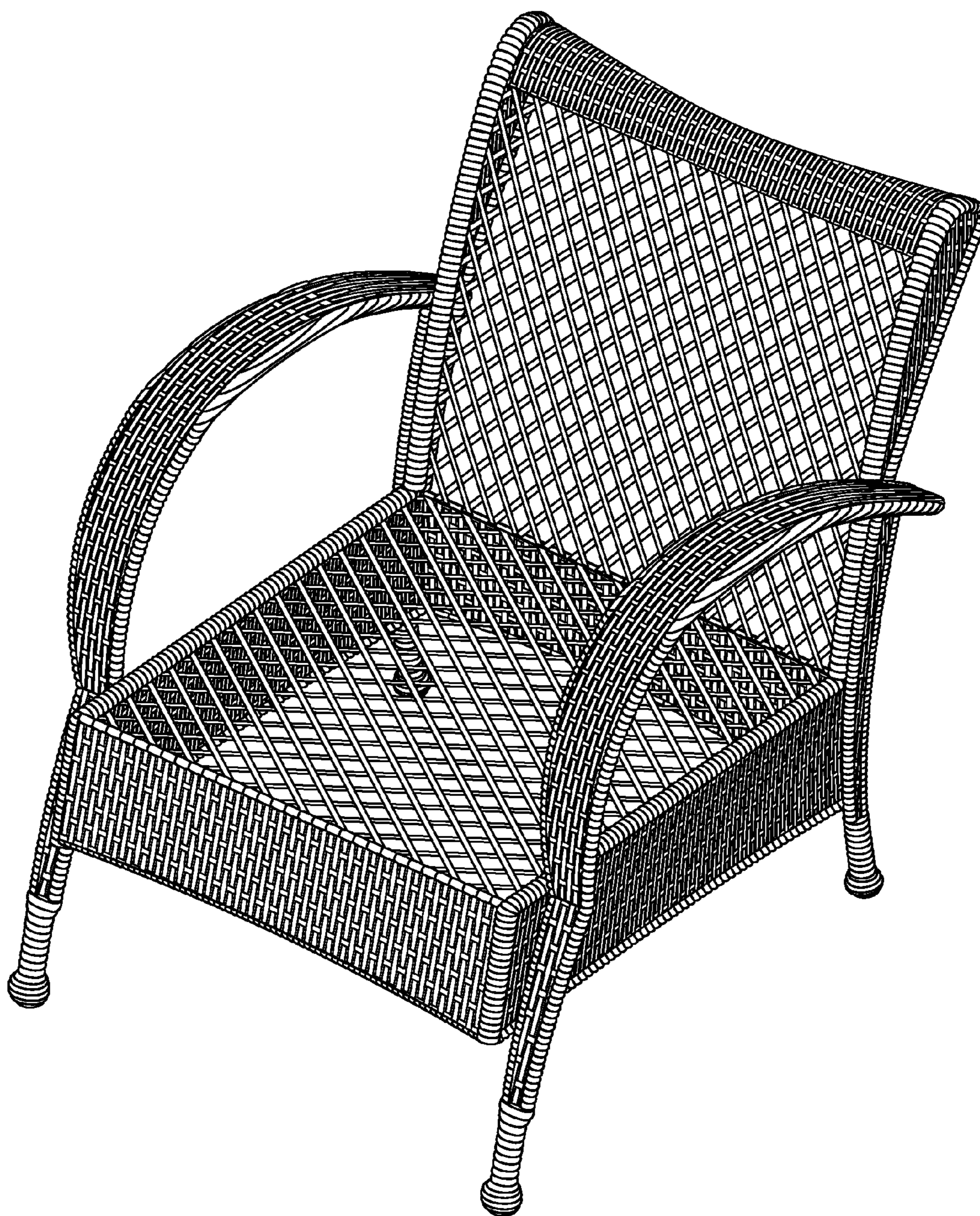


FIG. 1




FIG. 2




FIG. 3

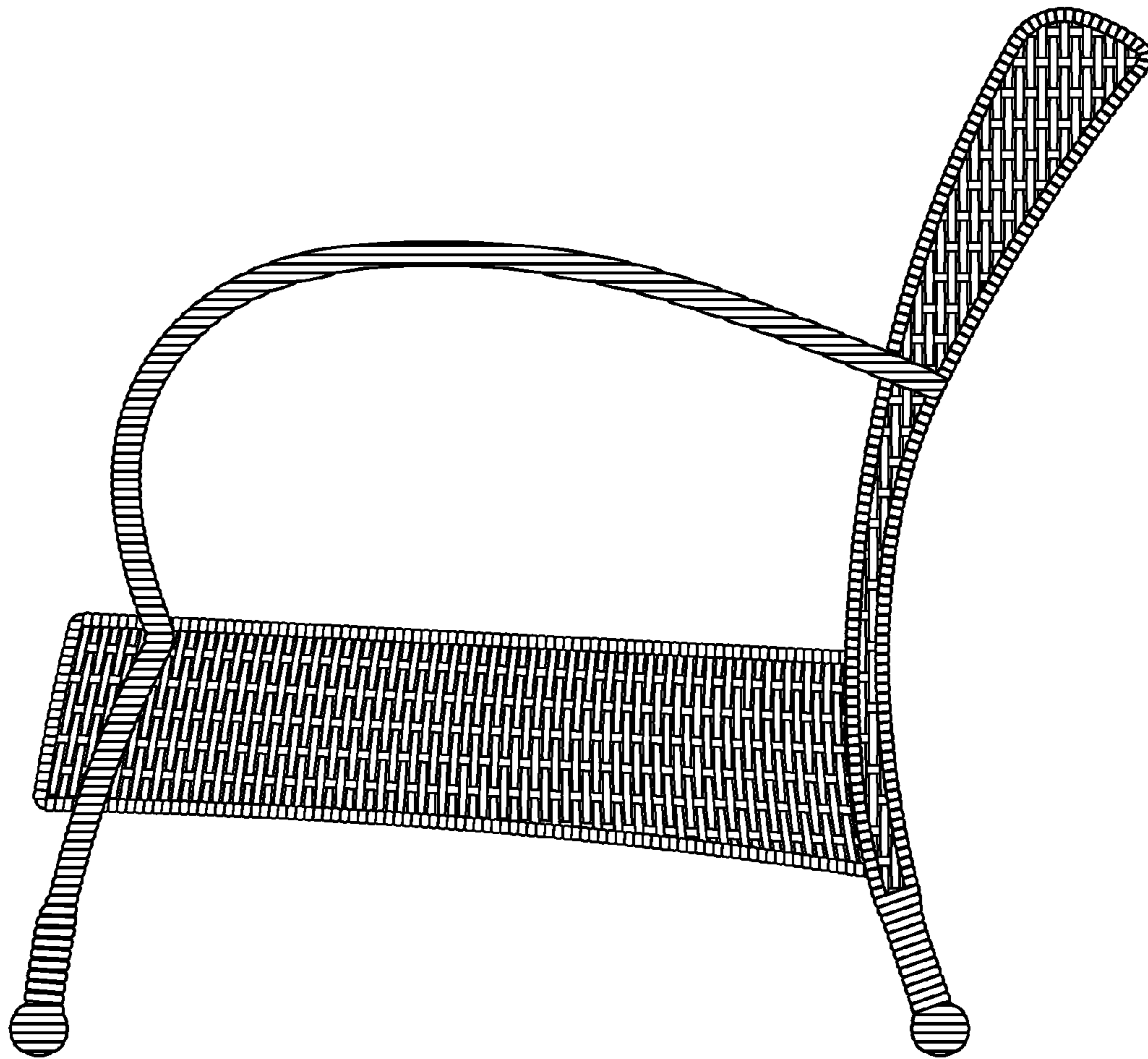


FIG. 4

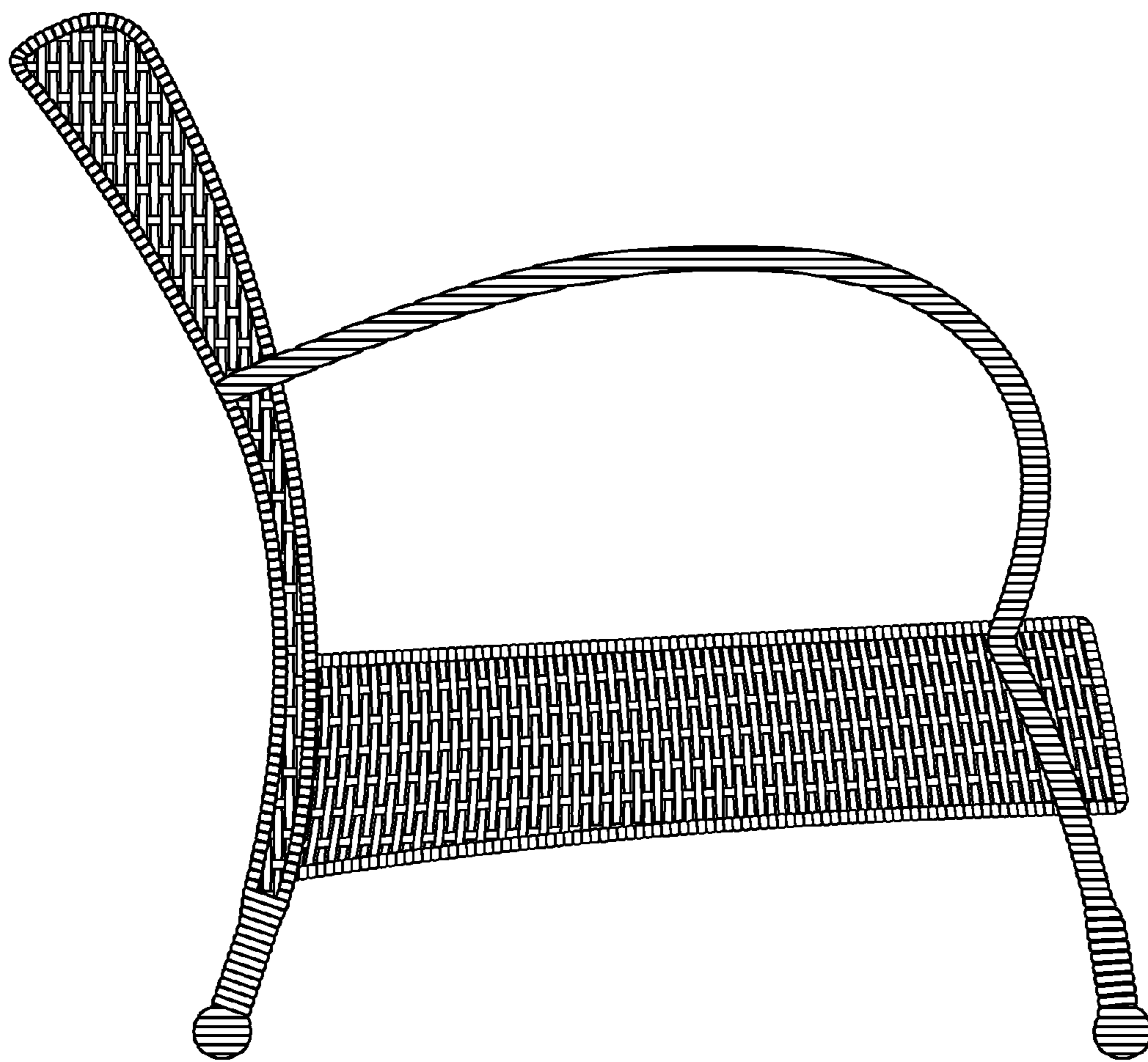


FIG. 5




FIG. 6




FIG. 7