



US00D665181S

(12) **United States Design Patent**
Crepeau

(10) **Patent No.:** **US D665,181 S**

(45) **Date of Patent:** **** Aug. 14, 2012**

- (54) **UTILITY VEHICLE FRONT SEAT**
 - (75) Inventor: **Jean-Philippe Crepeau**, Bromont (CA)
 - (73) Assignee: **Bombardier Recreational Products Inc.**, Valcourt, CA (US)
 - (**) Term: **14 Years**
 - (21) Appl. No.: **29/363,127**
 - (22) Filed: **Jun. 4, 2010**
 - (51) **LOC (9) Cl.** **06-01**
 - (52) **U.S. Cl.** **D6/356**
 - (58) **Field of Classification Search** D6/334,
D6/347-375, 500-502; 297/183, 277, 302,
297/452
- See application file for complete search history.

- D532,211 S * 11/2006 Su D6/366
- D534,732 S * 1/2007 Chen D6/356
- D536,185 S * 2/2007 Ritzel D6/356
- D536,543 S * 2/2007 Hsu D6/356
- D555,036 S 11/2007 Eck
- D562,576 S * 2/2008 Ritzel et al. D6/356
- D576,413 S * 9/2008 Arnaut D6/356
- D577,500 S * 9/2008 Tsay et al. D6/356
- D578,934 S 10/2008 Tanaka et al.
- D579,220 S * 10/2008 Schrodel D6/356
- D587,025 S * 2/2009 Juraschek D6/356
- D595,972 S * 7/2009 Broering et al. D6/367
- D597,347 S * 8/2009 Lee D6/500
- D598,207 S * 8/2009 Smit D6/335
- D598,682 S * 8/2009 Egger D6/502

(Continued)

Primary Examiner — Kelley Donnelly
(74) *Attorney, Agent, or Firm* — Osler, Hoskin & Harcourt LLP

(56) **References Cited**

U.S. PATENT DOCUMENTS

- D283,469 S * 4/1986 Zimmerman D6/356
- D317,534 S * 6/1991 Hansel D6/356
- D321,095 S * 10/1991 Bockwoldt D6/356
- D321,992 S * 12/1991 Butler D6/356
- D330,118 S * 10/1992 Lanius et al. D6/356
- D332,239 S 1/1993 Hirata et al.
- D365,216 S * 12/1995 Smith D6/356
- D396,152 S * 7/1998 Beermann et al. D6/356
- D404,209 S * 1/1999 Hunsaker D6/334
- D422,154 S * 4/2000 Lieberman et al. D6/358
- D439,548 S 3/2001 Kouchi et al.
- D461,320 S * 8/2002 Sher D6/333
- D498,435 S 11/2004 Saito et al.
- D503,905 S 4/2005 Saito et al.
- D504,638 S 5/2005 Tanaka et al.
- D504,785 S * 5/2005 Beermann et al. D6/356
- D506,084 S * 6/2005 Beermann et al. D6/356
- D507,122 S * 7/2005 Beermann D6/356
- D509,077 S * 9/2005 Beermann et al. D6/356
- D511,317 S 11/2005 Tanaka et al.
- D513,894 S * 1/2006 Juraschek D6/356
- D520,762 S * 5/2006 Pratt et al. D6/348
- D523,647 S * 6/2006 Hill et al. D6/333
- D525,443 S * 7/2006 Takahashi D6/367

(57) **CLAIM**

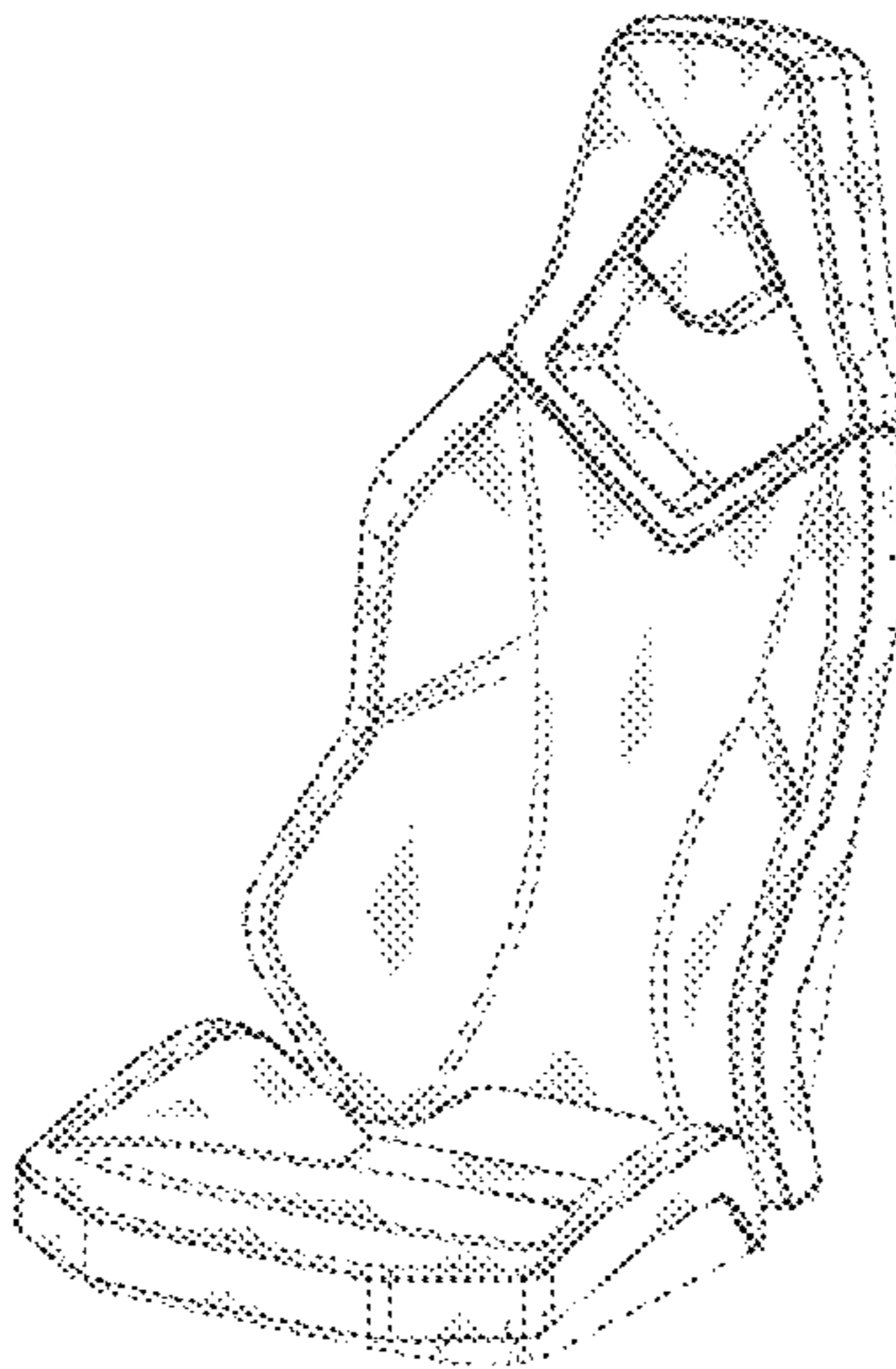
The ornamental design for a utility vehicle front seat, as shown and described.

DESCRIPTION

FIG. 1 is a perspective view taken from a front, left side of a utility vehicle front seat according to my design;
 FIG. 2 is a perspective view taken from a rear, left side thereof;
 FIG. 3 is a perspective view taken from a front, right side thereof;
 FIG. 4 is a perspective view taken from a rear, right side thereof;
 FIG. 5 is a front elevation view thereof;
 FIG. 6 is a right side elevation view thereof;
 FIG. 7 is a left side elevation view thereof;
 FIG. 8 is a rear elevation view thereof; and,
 FIG. 9 is a top plan view thereof.

Throughout the Figures, where shown the broken lines are included for the purpose of illustrating environment of the design and form no part of the claimed design.

1 Claim, 9 Drawing Sheets



US D665,181 S

Page 2

U.S. PATENT DOCUMENTS						
D605,555 S	12/2009	Tanaka et al.		7,753,451 B2 *	7/2010	Maebert et al. 297/378.12
D606,900 S	12/2009	Flores		D621,426 S	8/2010	Fusejima et al.
D609,483 S *	2/2010	Chen et al.	D6/367	D622,645 S	8/2010	Ichihara et al.
D610,514 S	2/2010	Eck		D634,151 S *	3/2011	Pettit et al. D6/611
D612,641 S *	3/2010	Smit	D6/500	D635,787 S *	4/2011	Ton
D615,311 S *	5/2010	Fleming	D6/356	7,942,478 B2 *	5/2011	Cymbalski et al. 297/250.1

* cited by examiner

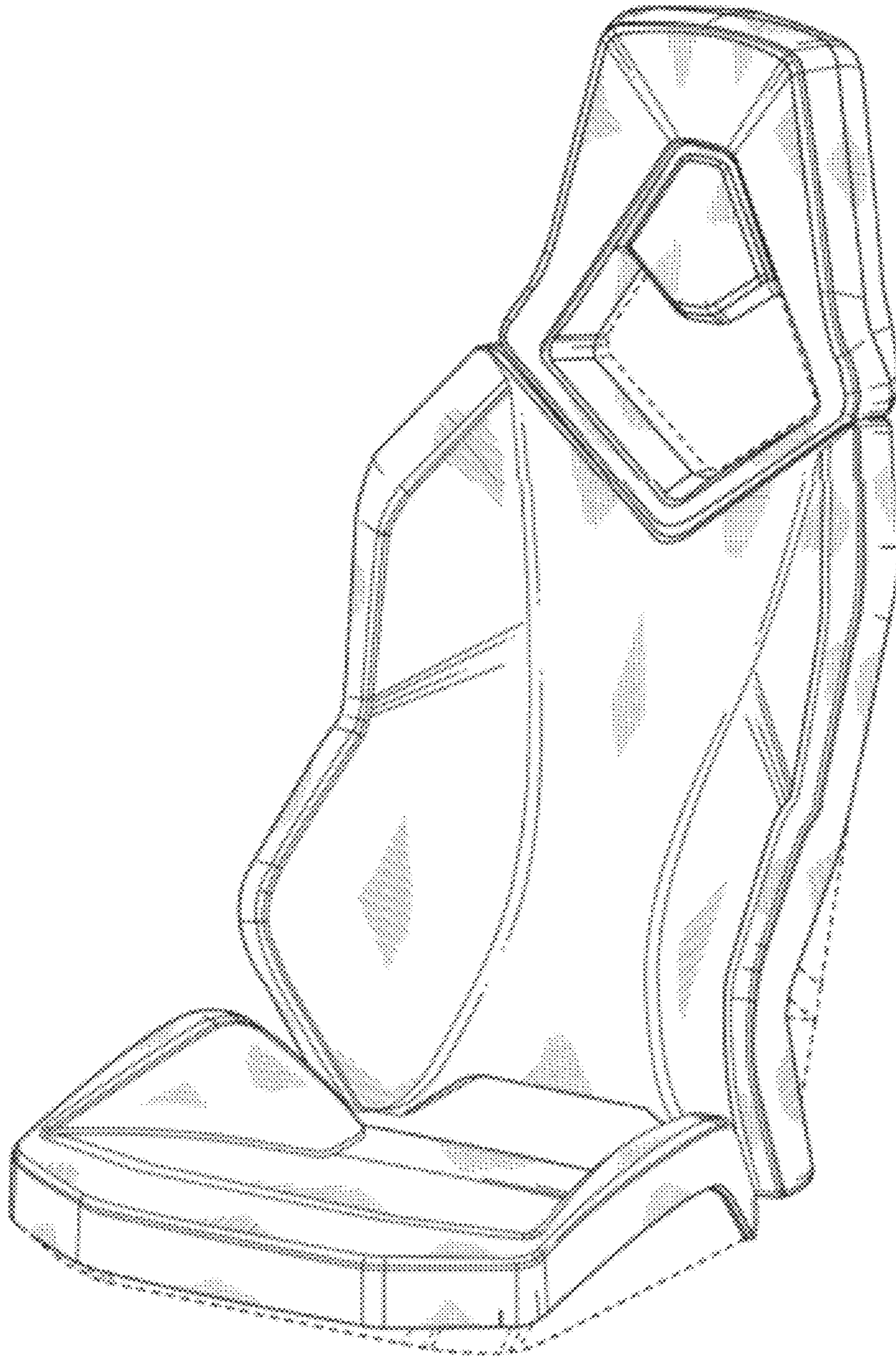


FIG. 1

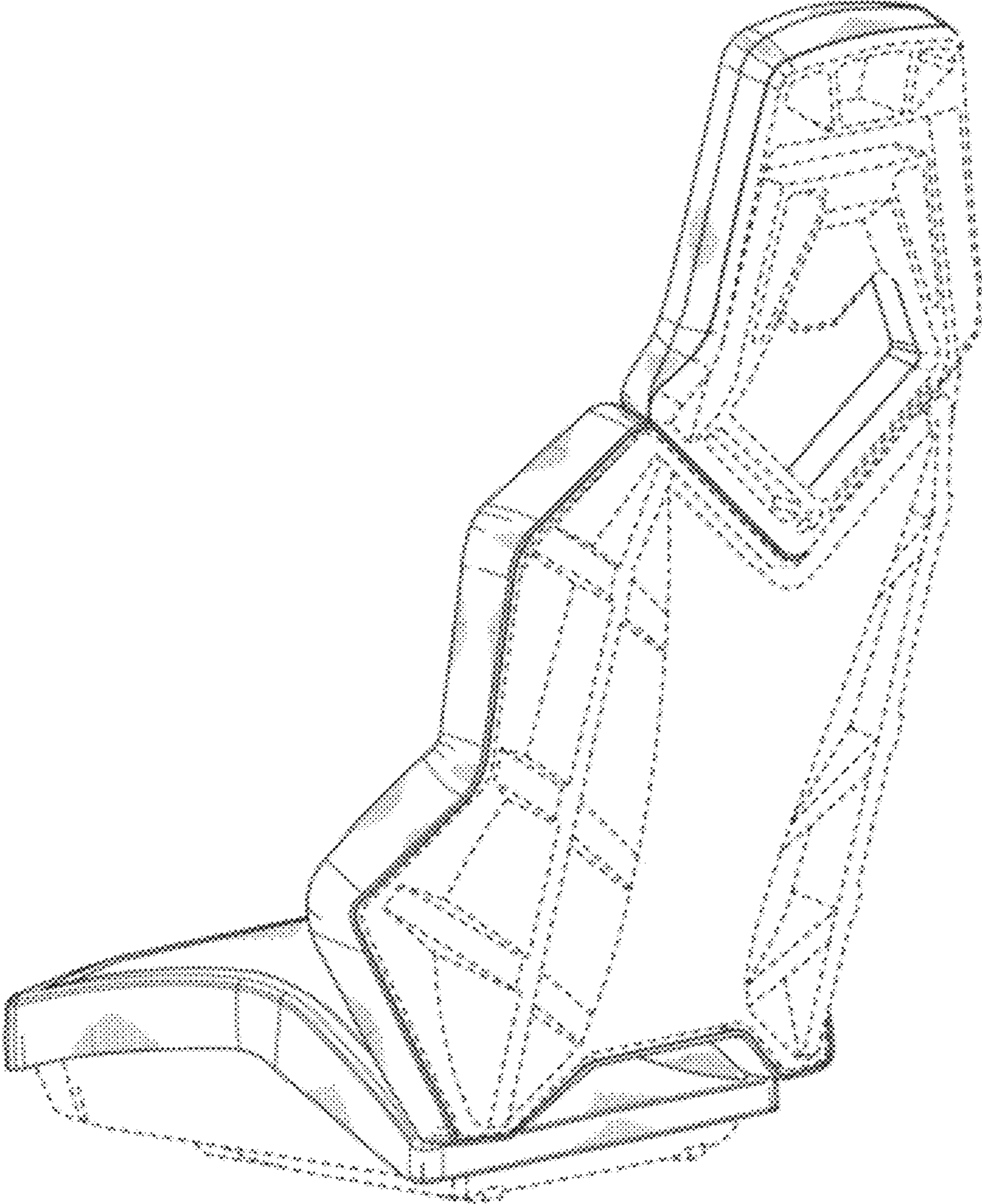


FIG. 2




FIG. 3

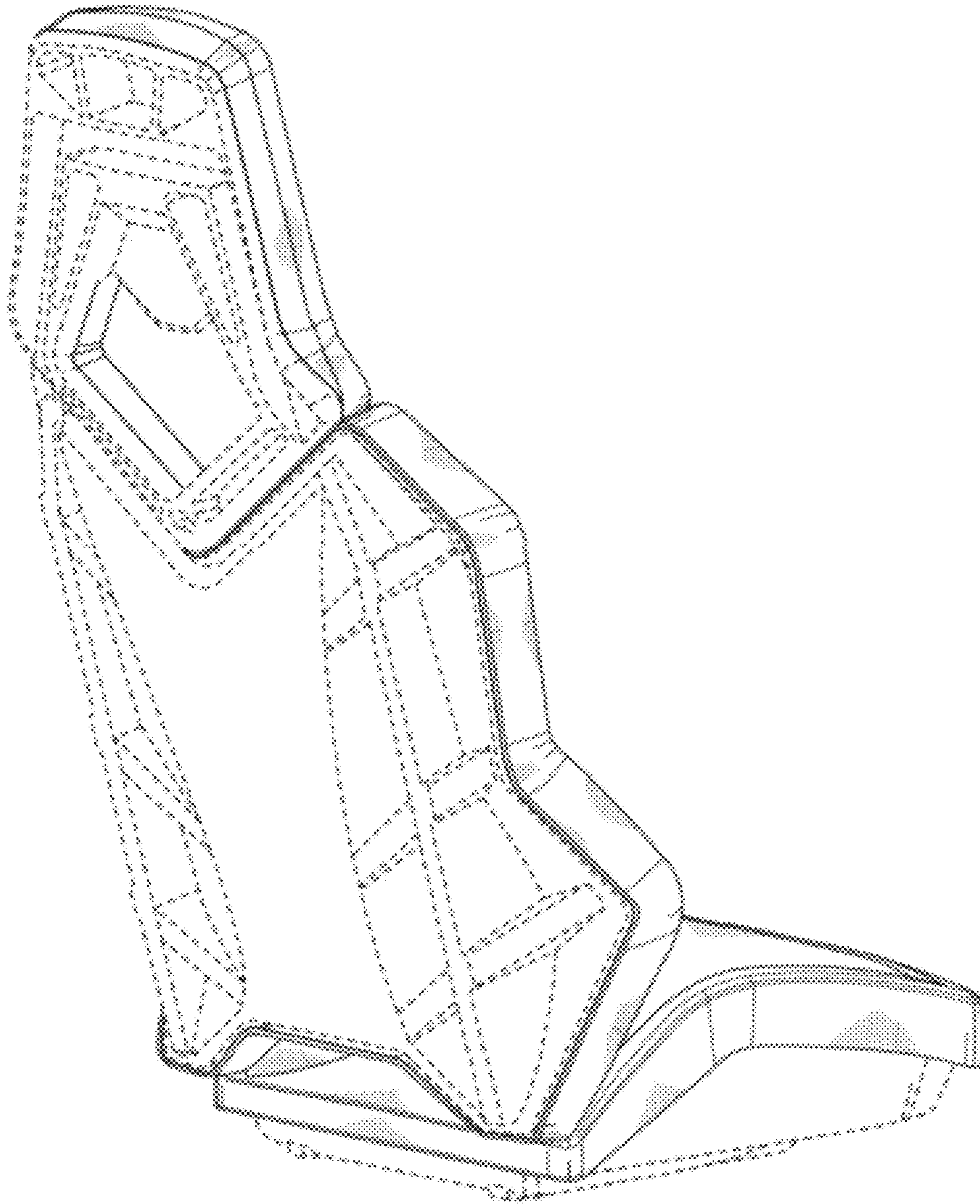


FIG. 4

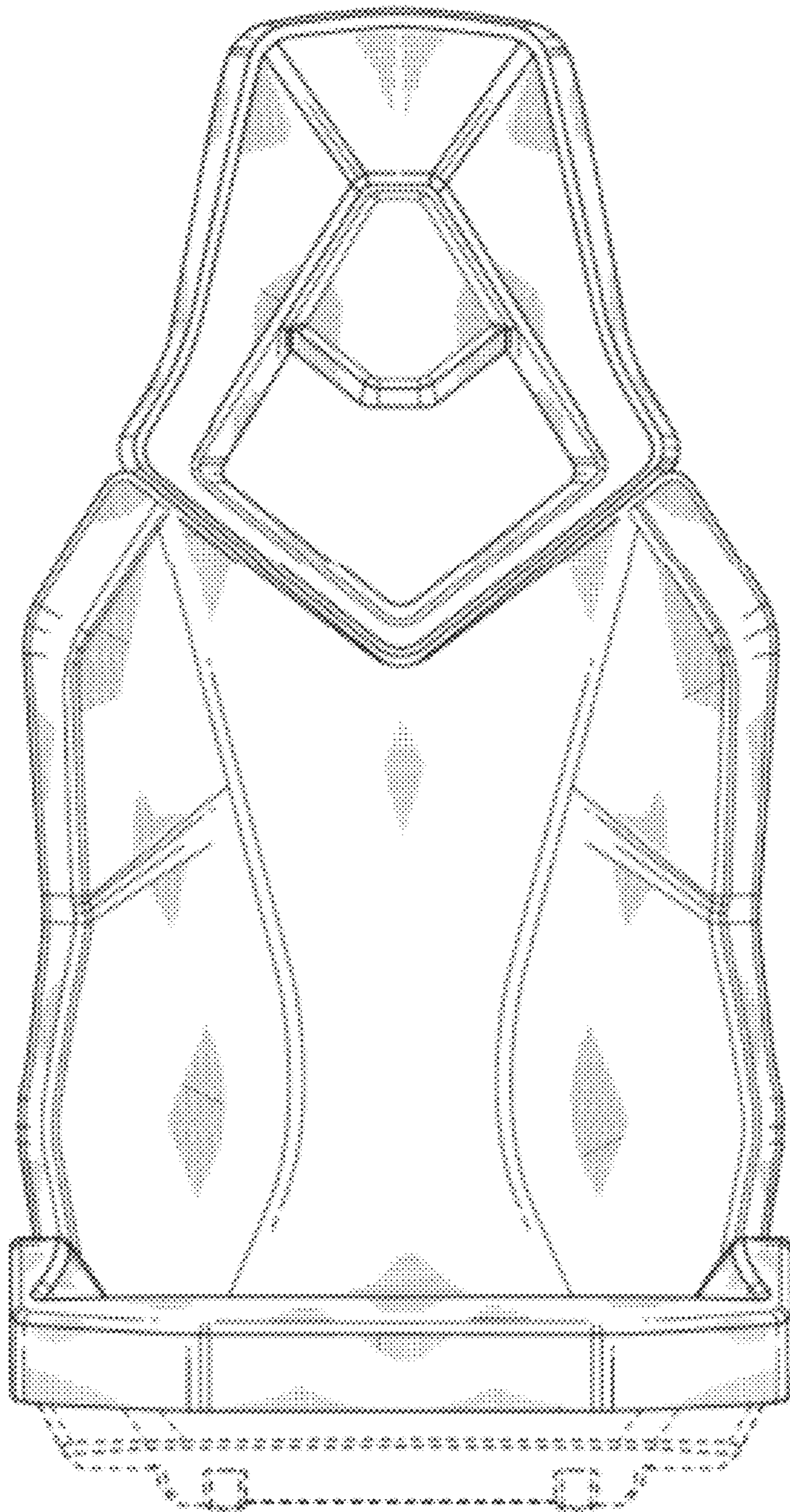


FIG. 5

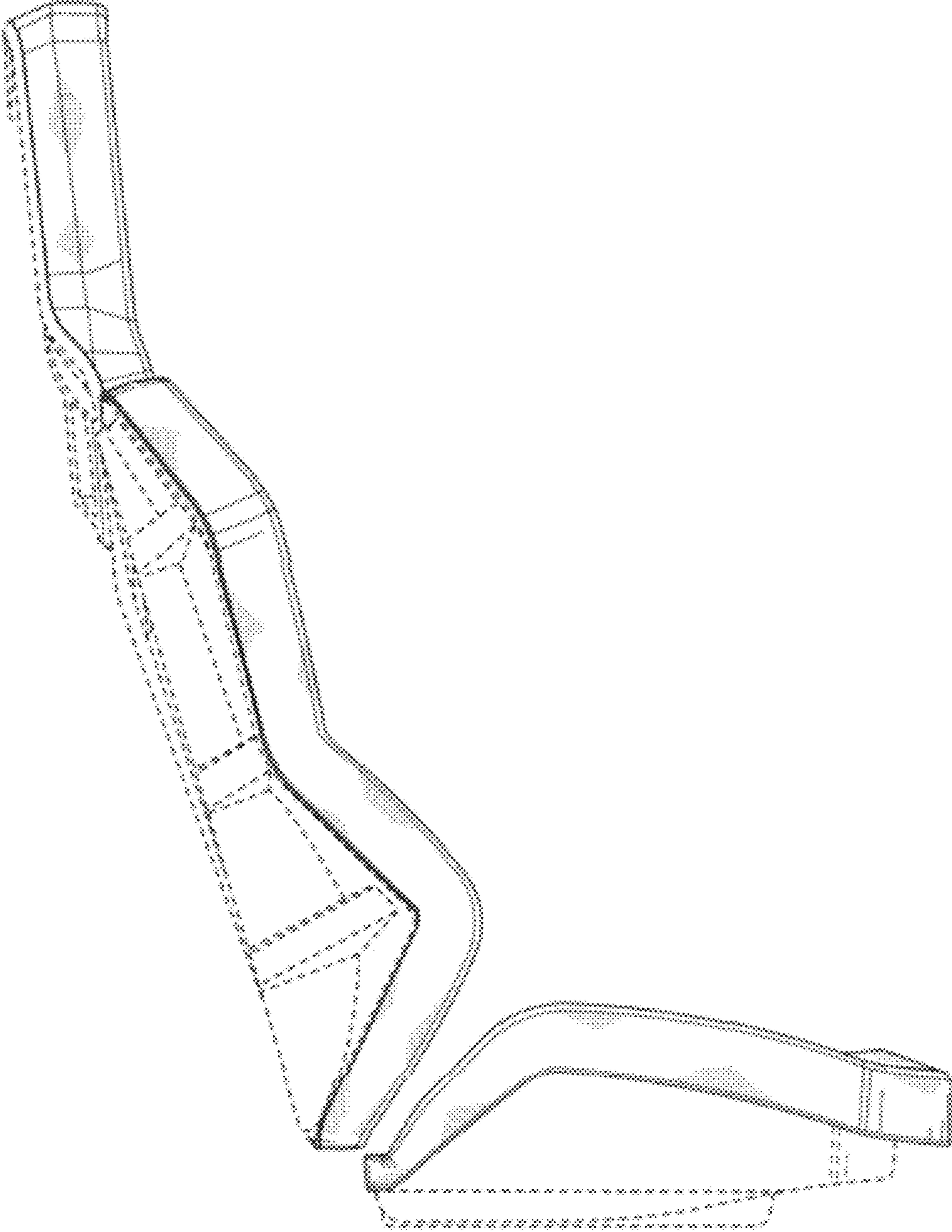


FIG. 6

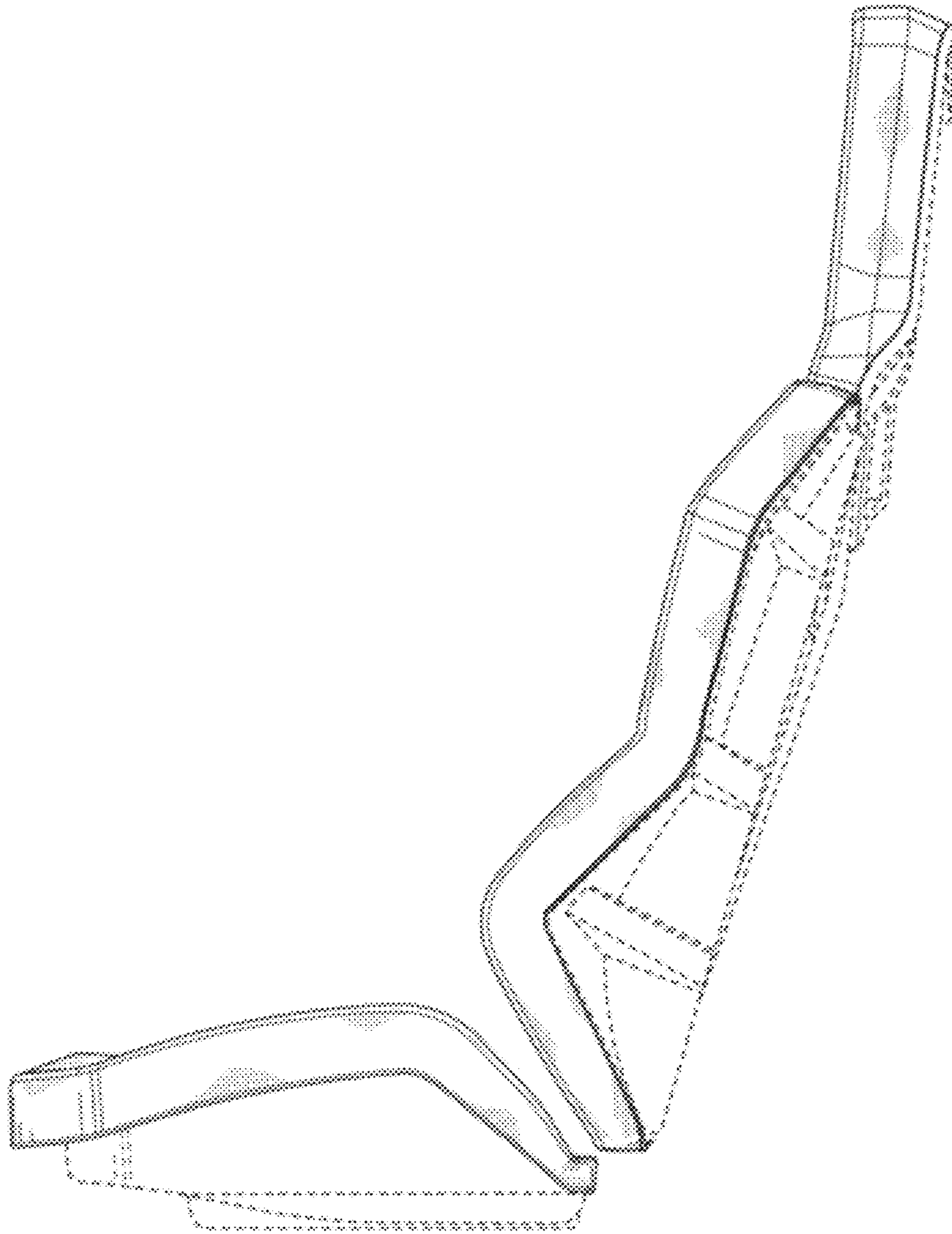


FIG. 7

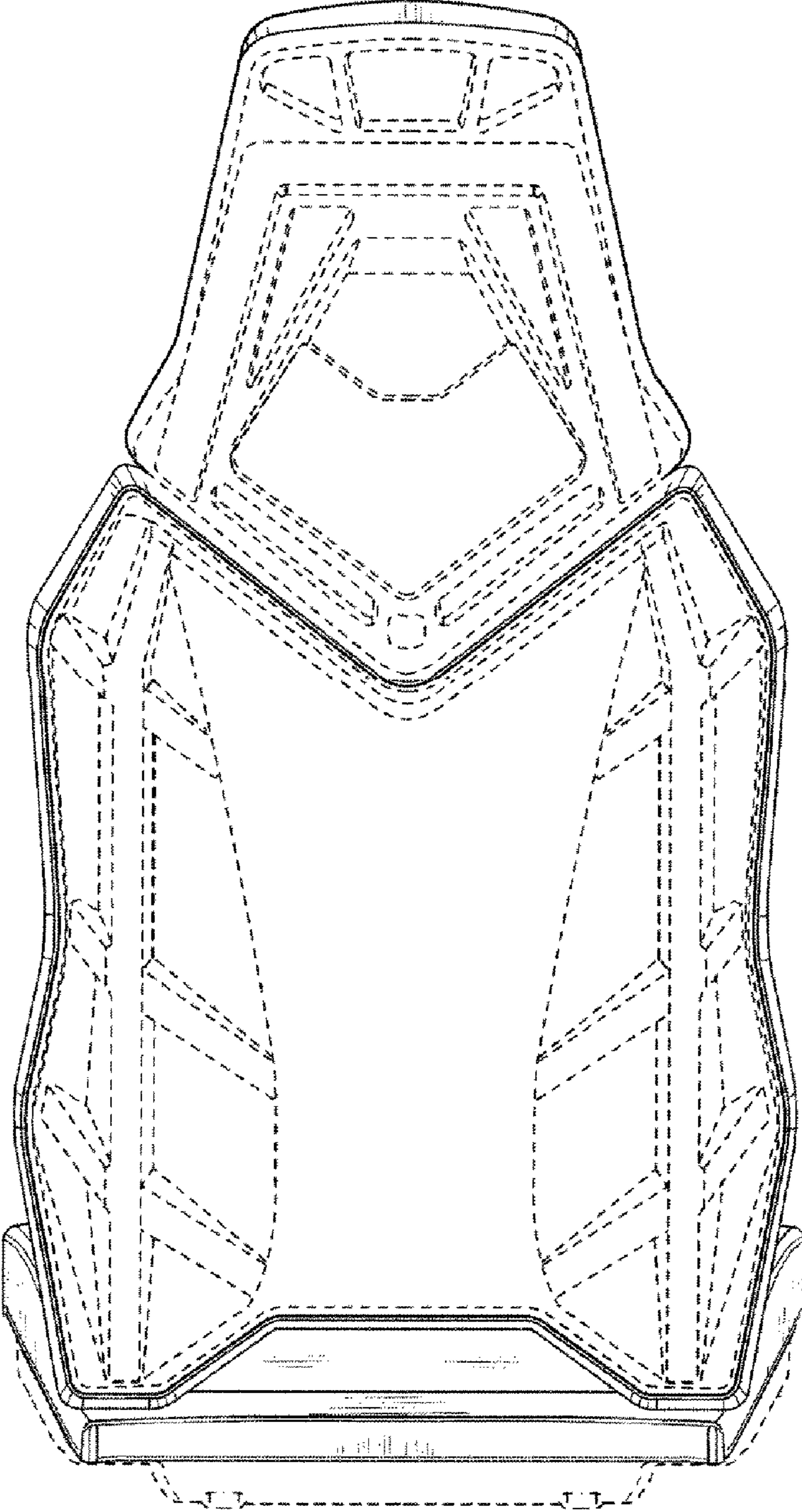


FIG. 8

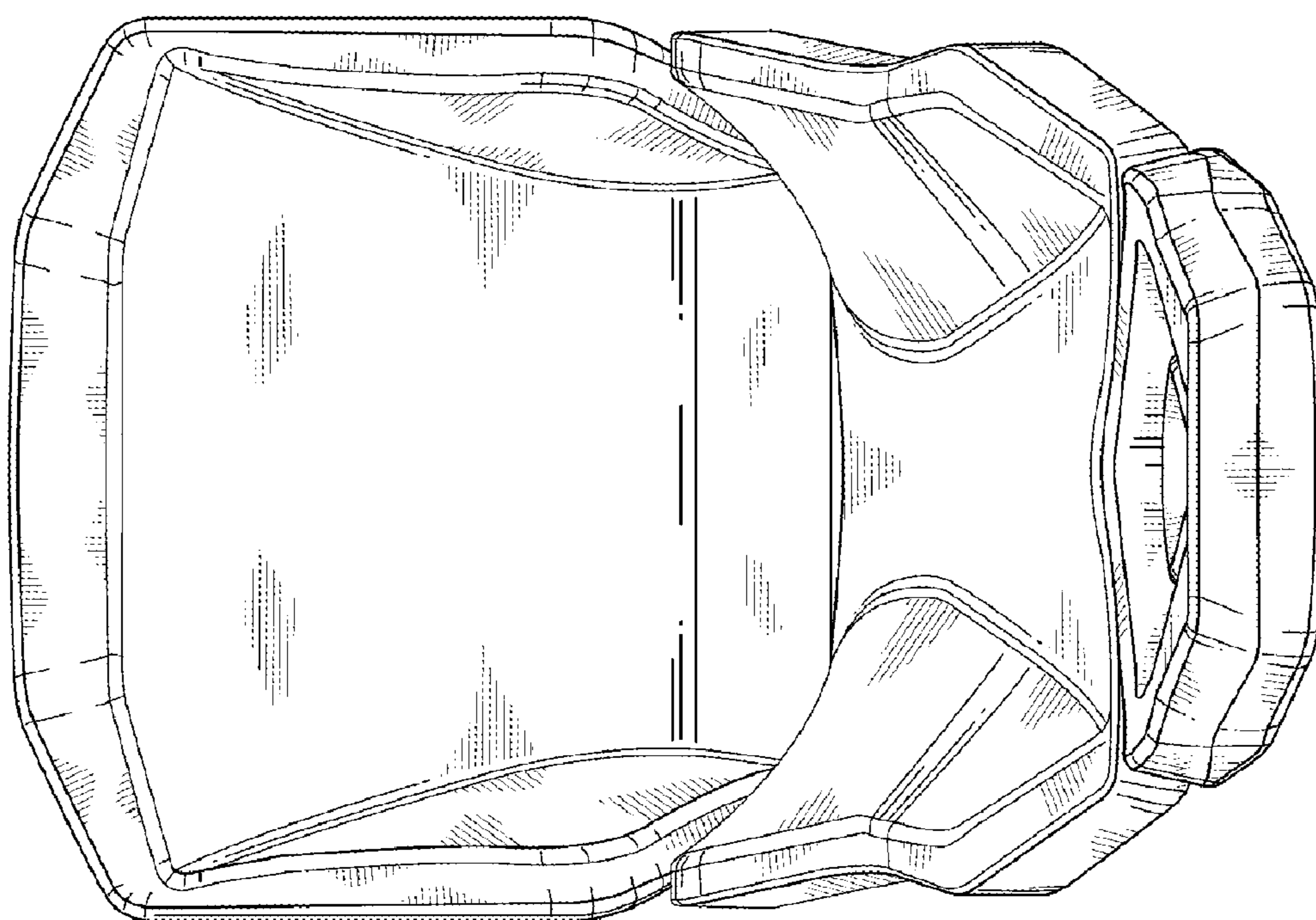


FIG. 9