



US00D665177S

(12) **United States Design Patent**  
**Longnecker**

(10) **Patent No.:** **US D665,177 S**

(45) **Date of Patent:** **\*\* Aug. 14, 2012**

(54) **BAG BASE PLATE FOOTREST**

(75) Inventor: **Adam Longnecker**, Snowmass Village,  
CO (US)

(73) Assignee: **Adam Longnecker**

(\*\*) Term: **14 Years**

(21) Appl. No.: **29/339,068**

(22) Filed: **Jun. 23, 2009**

(51) **LOC (9) Cl.** ..... **03-01**

(52) **U.S. Cl.** ..... **D3/321**

(58) **Field of Classification Search** ..... D3/214,  
D3/216, 273, 274, 276, 279, 281, 283, 287,  
D3/288, 289, 318, 321; 224/153, 643, 652,  
224/628, 657; 190/18 A

See application file for complete search history.

(56) **References Cited**

**U.S. PATENT DOCUMENTS**

D387,198 S *	12/1997	Lehmann et al. ....	D3/217
D448,161 S *	9/2001	Holodnicki .....	D3/217
6,530,507 B2 *	3/2003	Oh .....	224/153
6,592,012 B2 *	7/2003	Godshaw et al. ....	224/153
6,592,612 B1 *	7/2003	Samson et al. ....	607/105
D479,648 S *	9/2003	De Lathouwer .....	D3/279
D491,359 S *	6/2004	Oh .....	D3/279
6,742,684 B2 *	6/2004	Oh .....	224/153
D508,376 S *	8/2005	Bhavnani .....	D7/605

D512,220 S *	12/2005	Van Himbeeck .....	D3/279
D530,513 S *	10/2006	Oh .....	D3/279
7,617,956 B1 *	11/2009	Sabbah .....	224/153
D605,397 S *	12/2009	Shor et al. ....	D3/217
2002/0145018 A1 *	10/2002	Godshaw et al. ....	224/153
2004/0144606 A1 *	7/2004	Han .....	190/18 A
2005/0103589 A1 *	5/2005	Russo et al. ....	190/18 A
2007/0164064 A1 *	7/2007	Nathan .....	224/153
2009/0159622 A1 *	6/2009	Smith .....	224/153

\* cited by examiner

*Primary Examiner* — Jennifer Rivard

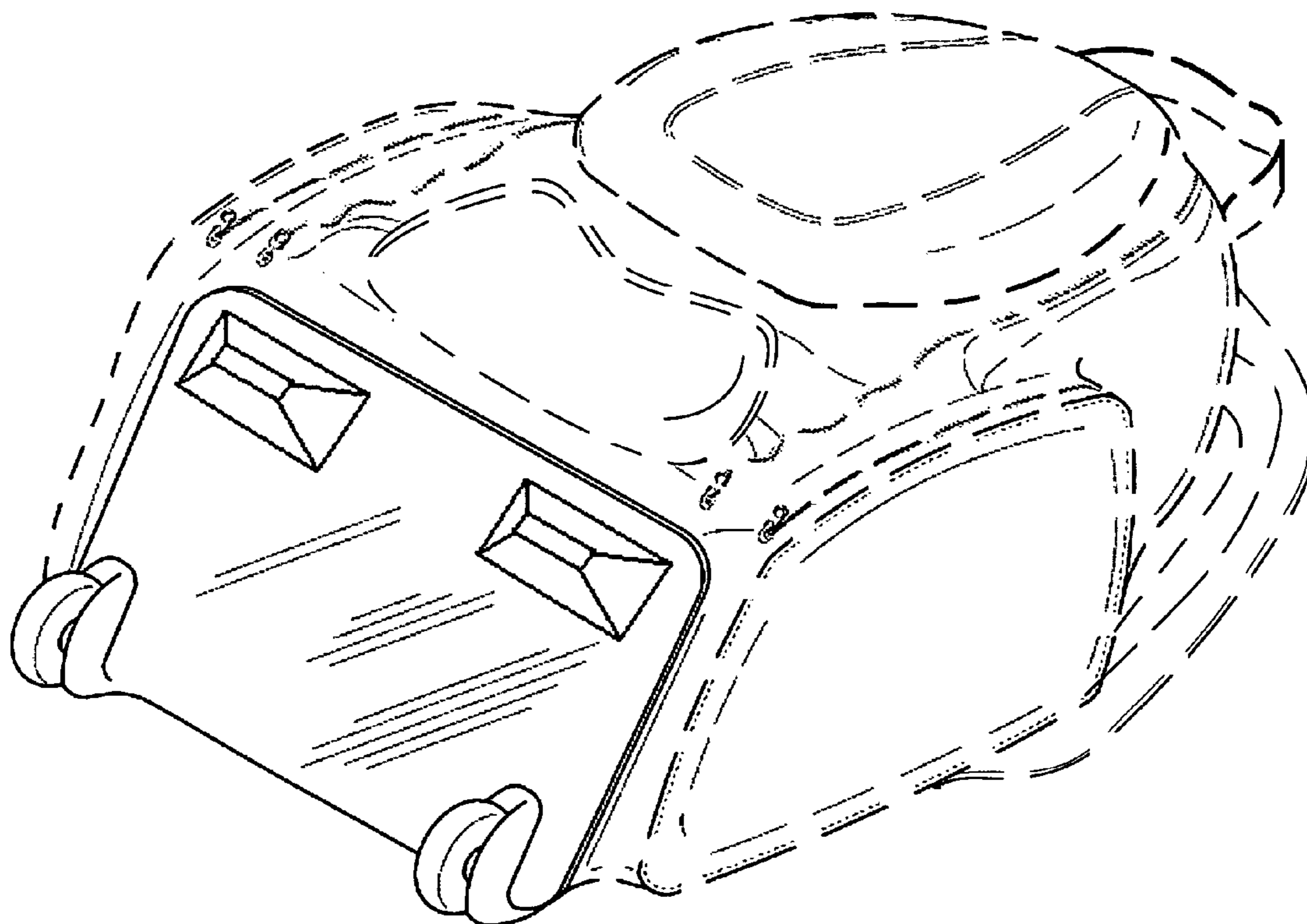
(57) **CLAIM**

I claim the ornamental design for a bag base plate footrest, as shown and described.

**DESCRIPTION**

FIG. 1 is a front elevation view of a bag base plate footrest. FIG. 2 is a rear elevation view thereof. FIG. 3 is a top plan view thereof. FIG. 4 is a bottom perspective view, taken from the left side. The bottom perspective view taken from the right side is a mirror image thereof. FIG. 5 is a right side elevation view thereof; and, FIG. 6 is a left side elevation view thereof. The bag that is shown in broken lines illustrates the environment. The broken lines that connect the solid contour lines in FIG. 2 illustrate the boundaries of the claim. None of the broken lines forms part of the claimed design.

**1 Claim, 6 Drawing Sheets**



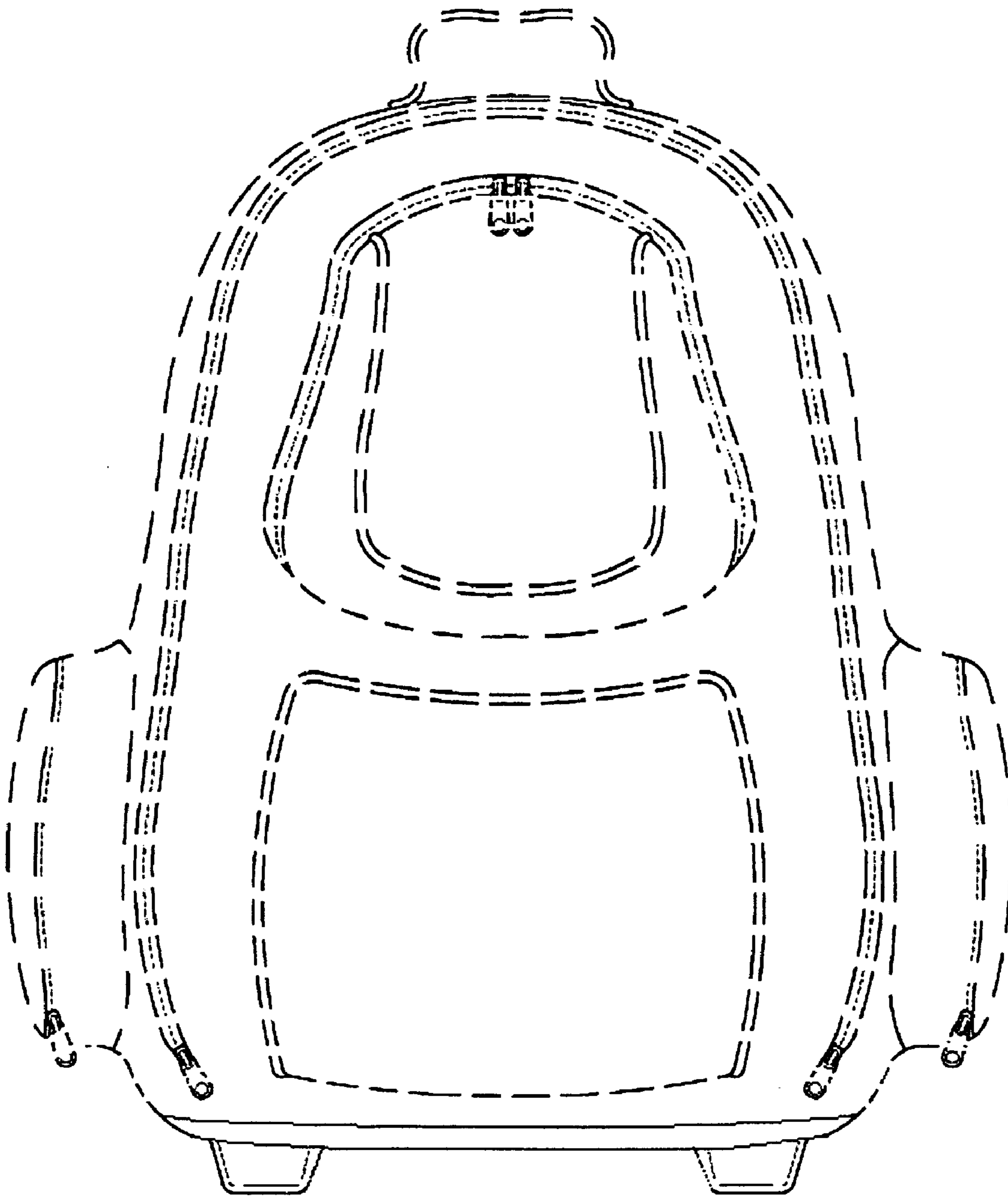


FIG: 1

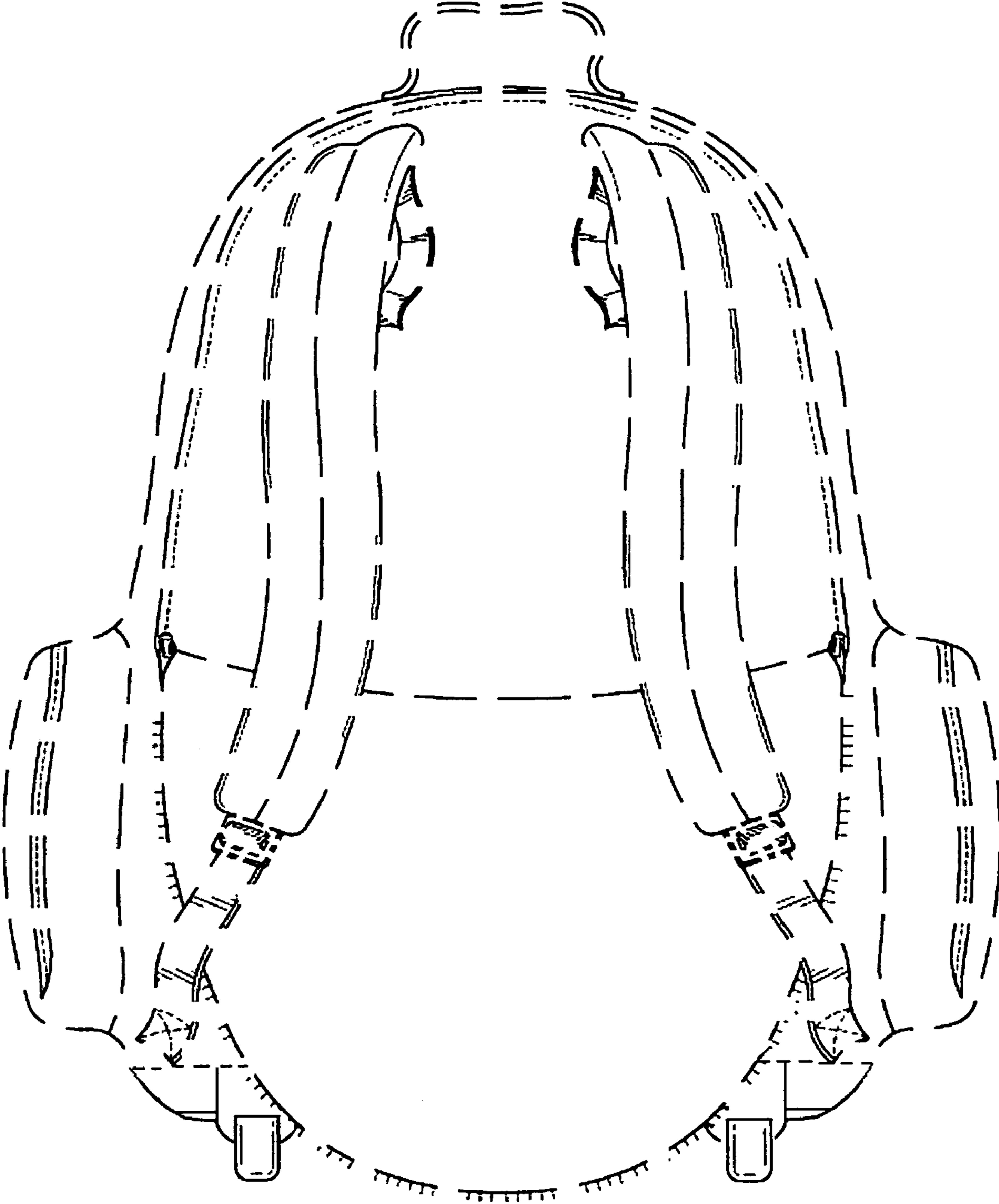


FIG: 2

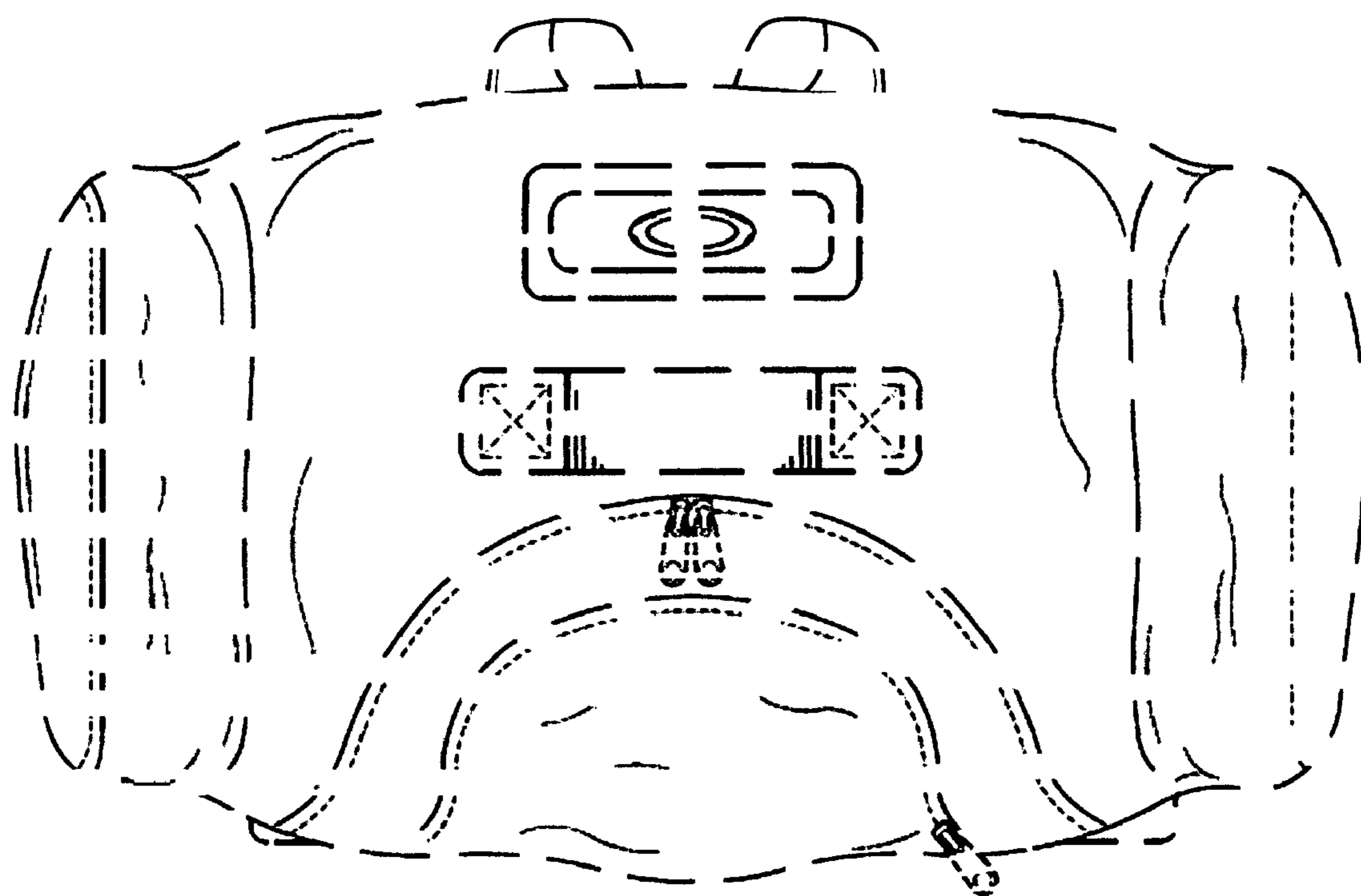


FIG :3




FIG: 4



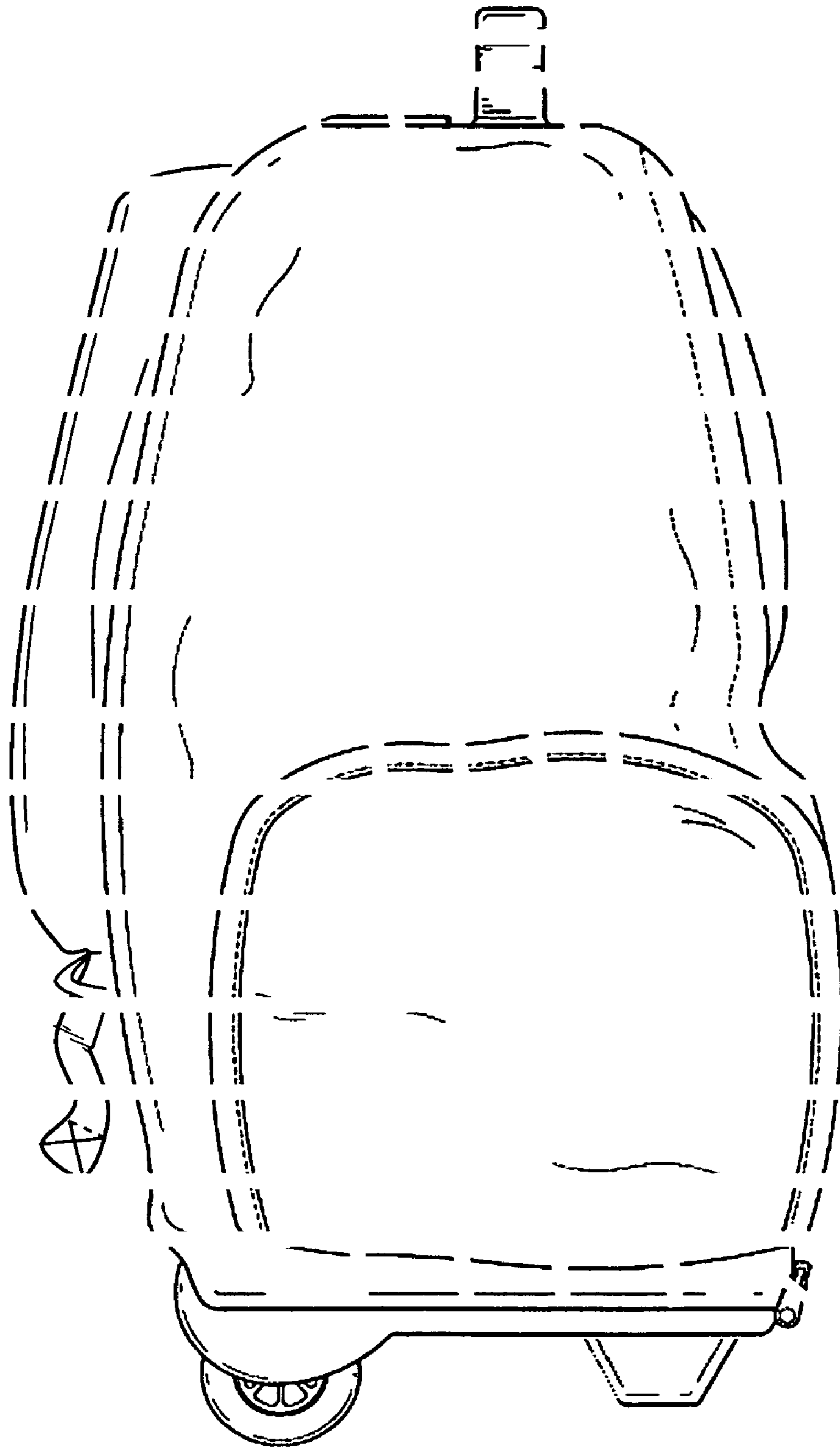


FIG: 5

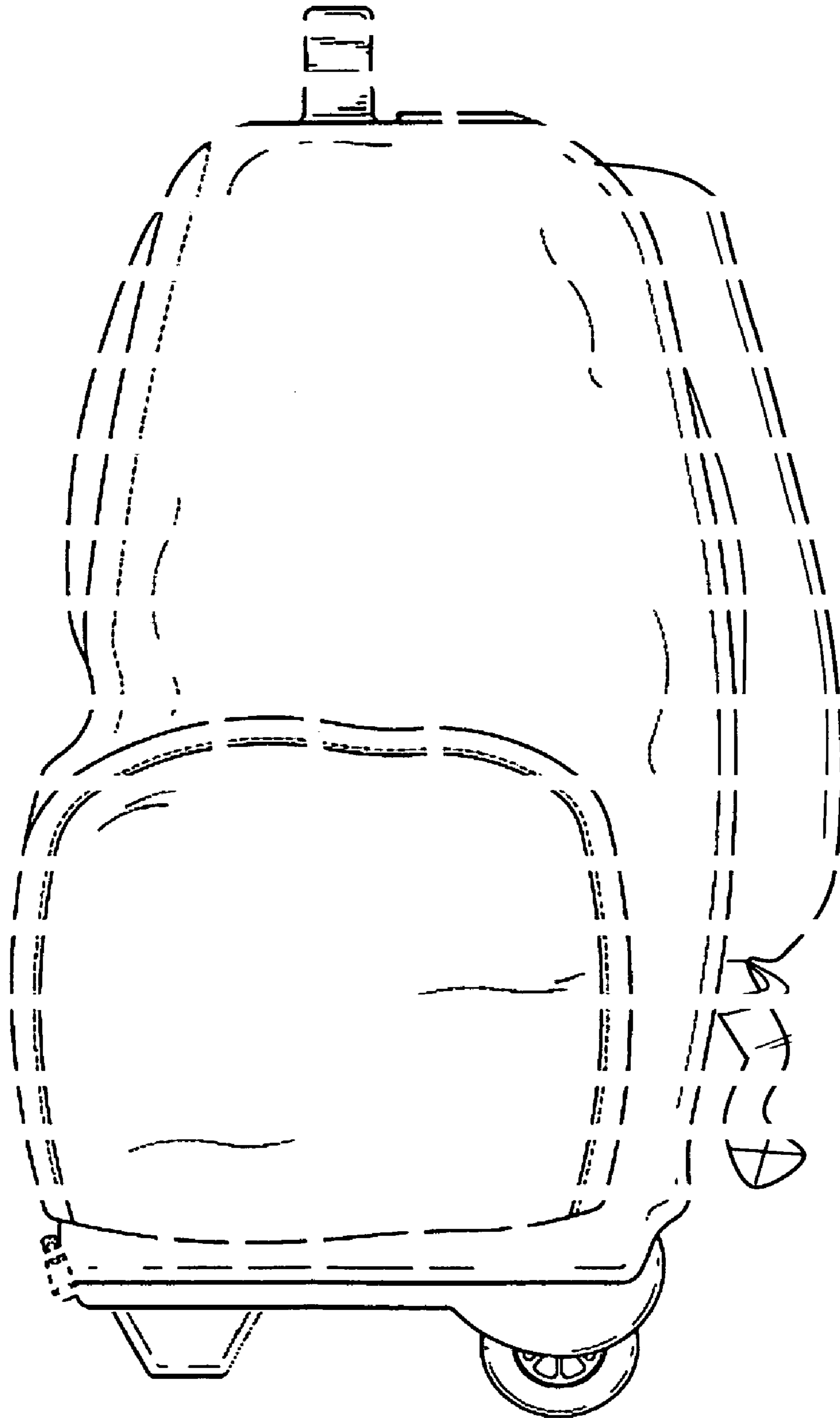


FIG: 6