

US00D665170S

(12) **United States Design Patent**
Lipfert et al.

(10) **Patent No.:** **US D665,170 S**

(45) **Date of Patent:** **** Aug. 14, 2012**

(54) **CASE**

(75) Inventors: **Kim A. Lipfert**, Minneapolis, MN (US);
Ryan P. McCoy, Falcon Heights, MN
(US); **Ann M. Healy**, Minneapolis, MN
(US)

(73) Assignee: **Target Brands, Inc.**, Minneapolis, MN
(US)

(**) Term: **14 Years**

(21) Appl. No.: **29/412,585**

(22) Filed: **Feb. 6, 2012**

(51) **LOC (9) Cl.** **03-01**

(52) **U.S. Cl.** **D3/301; D3/289; D3/900**

(58) **Field of Classification Search** D3/273,
D3/276, 280, 289, 301, 903, 901, 900; D28/82,
D28/83; D9/420; 190/900-901, 119-121,
190/903; 206/320, 581

See application file for complete search history.

(56) **References Cited**

U.S. PATENT DOCUMENTS

2,604,919	A *	7/1952	Harwood	150/131
4,694,940	A *	9/1987	Horiuchi	190/109
D326,226	S *	5/1992	Gerhart	D9/423
D370,563	S *	6/1996	Sijmons	D3/276
5,524,754	A	6/1996	Hollingsworth		
D373,952	S *	9/1996	Exarhos et al.	D28/83
5,871,094	A	2/1999	Leibowitz		
6,173,835	B1	1/2001	Swinger et al.		
6,193,118	B1	2/2001	Kearl		
D442,795	S	5/2001	Holt		
D453,267	S *	2/2002	Beedham	D3/276
6,349,825	B1	2/2002	Swinger et al.		
D457,316	S *	5/2002	Swade	D3/301
D467,079	S	12/2002	Willows et al.		
6,578,708	B2	6/2003	Barnett		

6,932,400	B2	8/2005	Gipson		
D512,245	S	12/2005	Bean et al.		
D543,700	S	6/2007	Parker et al.		
D577,912	S	10/2008	Sween et al.		
D581,669	S	12/2008	Sween et al.		
D584,070	S	1/2009	Jennings		
D591,046	S *	4/2009	Lee et al.	D3/285
D627,986	S	11/2010	Brownlow		
7,909,161	B2	3/2011	Sween et al.		
D639,063	S *	6/2011	Benoit	D3/289
2007/0290114	A1	12/2007	Tsang et al.		
2008/0173507	A1	7/2008	Janssen		
2009/0133316	A1	5/2009	Richter		
2009/0229936	A1	9/2009	Cuong et al.		
2010/0108726	A1	5/2010	Hilgenberg		
2011/0139039	A1	6/2011	Peters		
2011/0203890	A1	8/2011	Chung et al.		

* cited by examiner

Primary Examiner — Jennifer Rivard

(74) *Attorney, Agent, or Firm* — Leanne Taveggia Farrell;
Westman, Champlin & Kelly, P.A.

(57) **CLAIM**

The ornamental design for a case, as shown and described.

DESCRIPTION

FIG. 1 is perspective view of a case;
FIG. 2 is a right side view of the case of FIG. 1;
FIG. 3 is a left side view of the case of FIG. 1;
FIG. 4 is a perspective view of the case of FIG. 1 in an open
position;
FIG. 5 is a top view of the case of FIG. 1;
FIG. 6 is a bottom view of the case of FIG. 1;
FIG. 7 is a back view of the case of FIG. 1; and,
FIG. 8 is a front view of the case of FIG. 1.
The broken lines shown in the drawings illustrate portions of
the case and form no part of the claimed design.

1 Claim, 5 Drawing Sheets

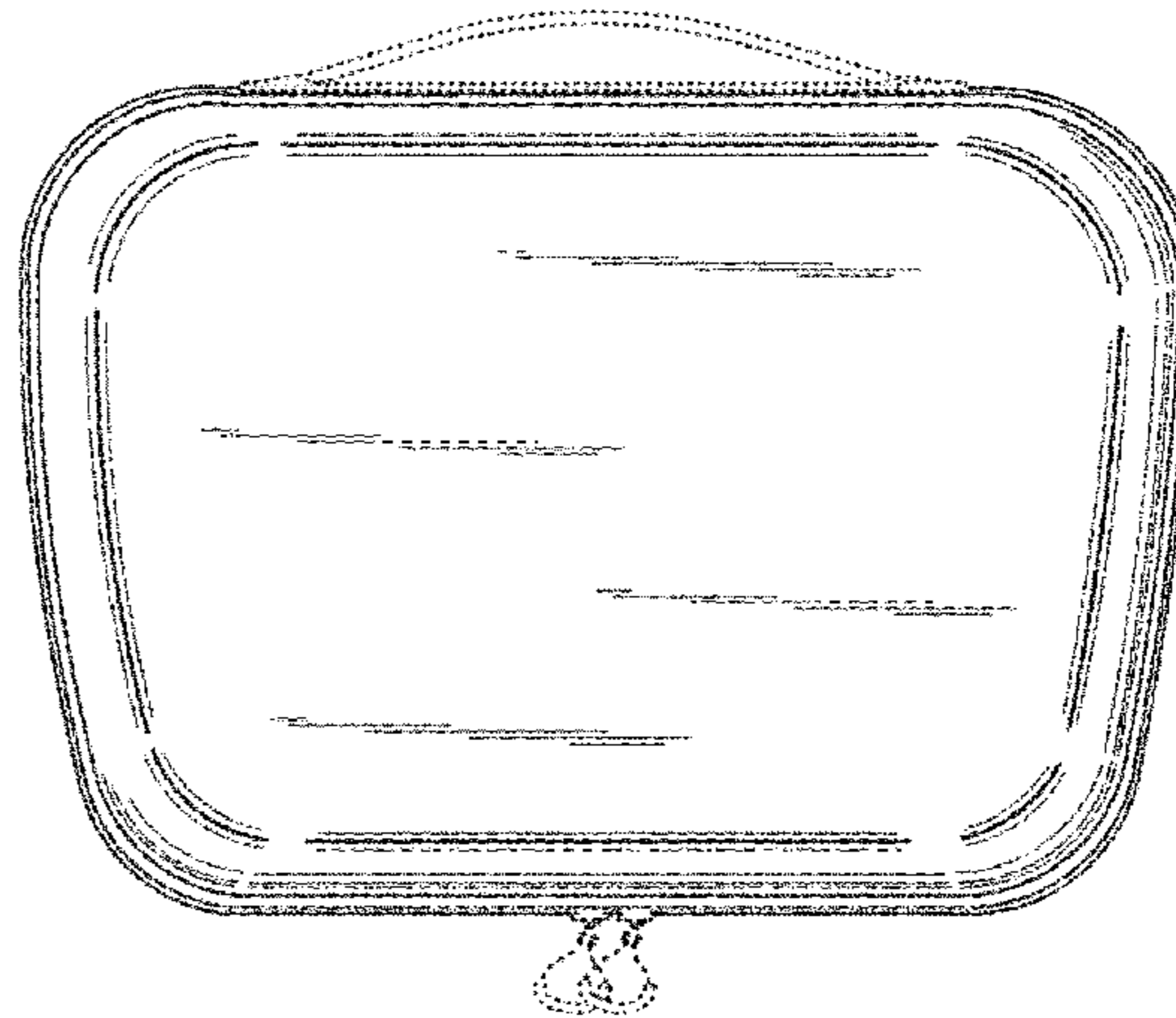




Fig. 1




Fig. 2




Fig. 3



Fig. 4

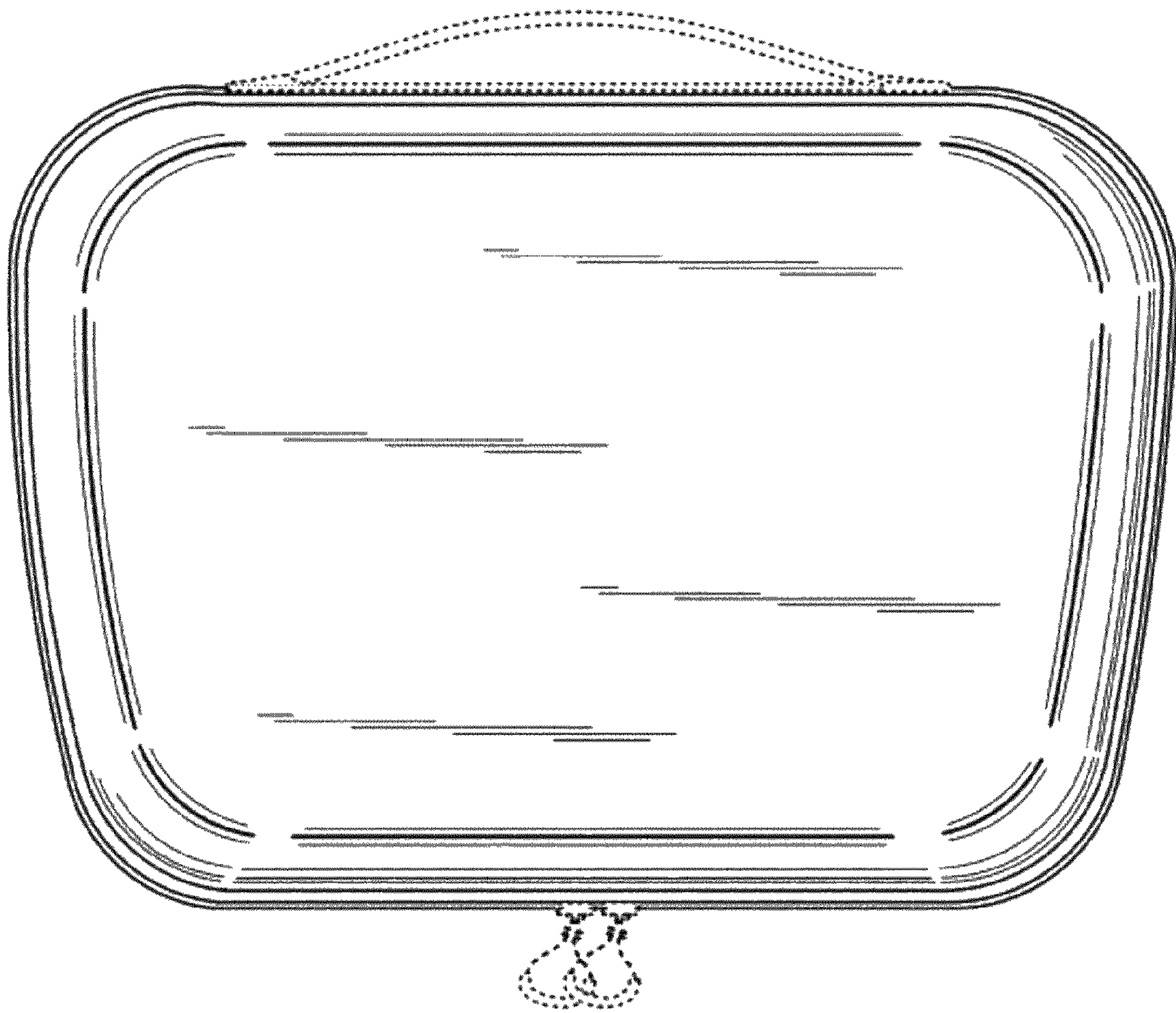


Fig. 5




Fig. 6




Fig. 7



Fig. 8