

US00D665165S

(12) **United States Design Patent**
Brazzell

(10) **Patent No.:** **US D665,165 S**

(45) **Date of Patent:** **** Aug. 14, 2012**

(54) **TOTE BAG**

2004/0231190 A1 11/2004 Seamans
2006/0048407 A1 3/2006 Seamans
2007/0130797 A1 6/2007 Seamans

(75) Inventor: **Dennis Alan Brazzell**, Franklin, TN
(US)

OTHER PUBLICATIONS

<http://optari.com/products.php>, Optari. Colorful waterproof tote bags with interchangeable charms. Optari.com, May 13, 2011, 1 page.
<http://optari.com/products.php?id=14>, Optari. Colorful waterproof tote bags with interchangeable charms. Optari.com, May 13, 2011, 1 page.

(73) Assignee: **Lubber, Inc.**, Franklin, TN (US)

(**) Term: **14 Years**

* cited by examiner

(21) Appl. No.: **29/397,466**

(22) Filed: **Jul. 15, 2011**

(51) **LOC (9) Cl.** **03-01**

Primary Examiner — Holly Baynham

(52) **U.S. Cl.** **D3/238; D3/234**

(74) *Attorney, Agent, or Firm* — Tillman Wright, PLLC; Chad D. Tillman

(58) **Field of Classification Search** D3/234,
D3/238; D2/923, 926; 150/100, 103–110,
150/113–114, 118–119

(57) **CLAIM**

The ornamental design for a tote bag, as shown and described.

See application file for complete search history.

DESCRIPTION

(56) **References Cited**

U.S. PATENT DOCUMENTS

3,018,570	A	1/1962	Bliese	
D251,574	S	* 4/1979	Molinari et al. D3/238
D251,575	S	* 4/1979	Molinari et al. D3/238
4,979,833	A	12/1990	Cook	
D325,805	S	5/1992	Herber	
5,288,150	A	2/1994	Bearman	
6,439,536	B1	8/2002	Piccolo	
D468,097	S	1/2003	Landa	
D517,789	S	3/2006	Seamans	
D529,263	S	10/2006	Wolf	
D545,032	S	6/2007	Wolf	
D545,033	S	6/2007	Wolf	
D584,506	S	1/2009	Brazzell	
D584,507	S	1/2009	Brazzell	
D584,508	S	1/2009	Brazzell	
D658,367	S	5/2012	Pent	
D658,379	S	5/2012	Pent	

FIG. 1 is a perspective view of the design for a tote bag of the present invention;

FIG. 2 is a side elevational view of a first side of the tote bag of FIG. 1;

FIG. 3 is a side elevational view of a second, opposite side of the tote bag of FIG. 1;

FIG. 4 is a top view of the tote bag of FIG. 1;

FIG. 5 is an end elevational view of a first end of the tote bag of FIG. 4; and,

FIG. 6 is an end elevational view of a second, opposite end of the tote bag of FIG. 4.

Broken lines shown in the drawings are for the purposes of illustrating environmental structure and form no part of the claimed design. Furthermore, any portions of the tote bag not shown form no part of the claimed design.

1 Claim, 5 Drawing Sheets





FIG. 1



FIG. 2



FIG. 3

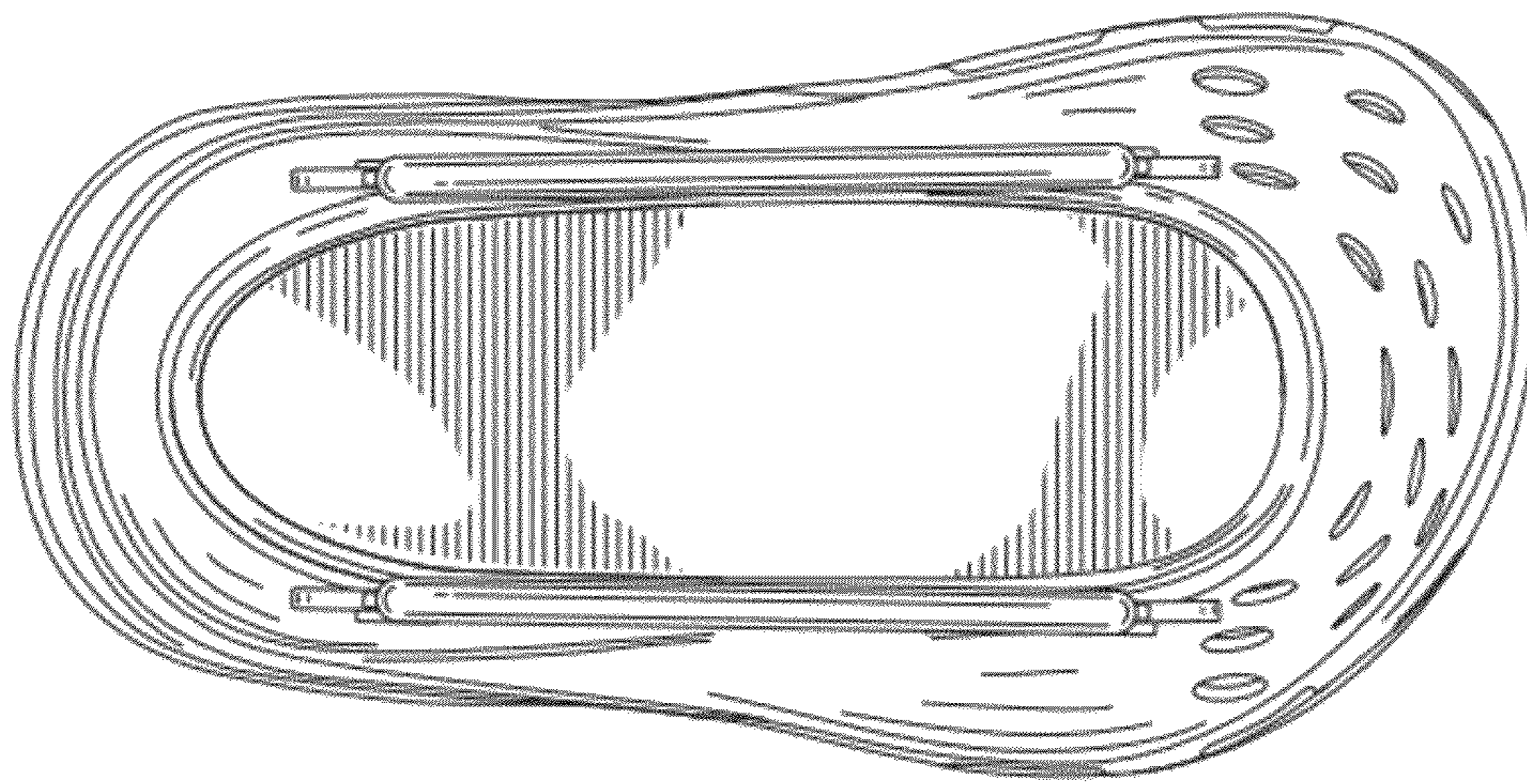


FIG. 4

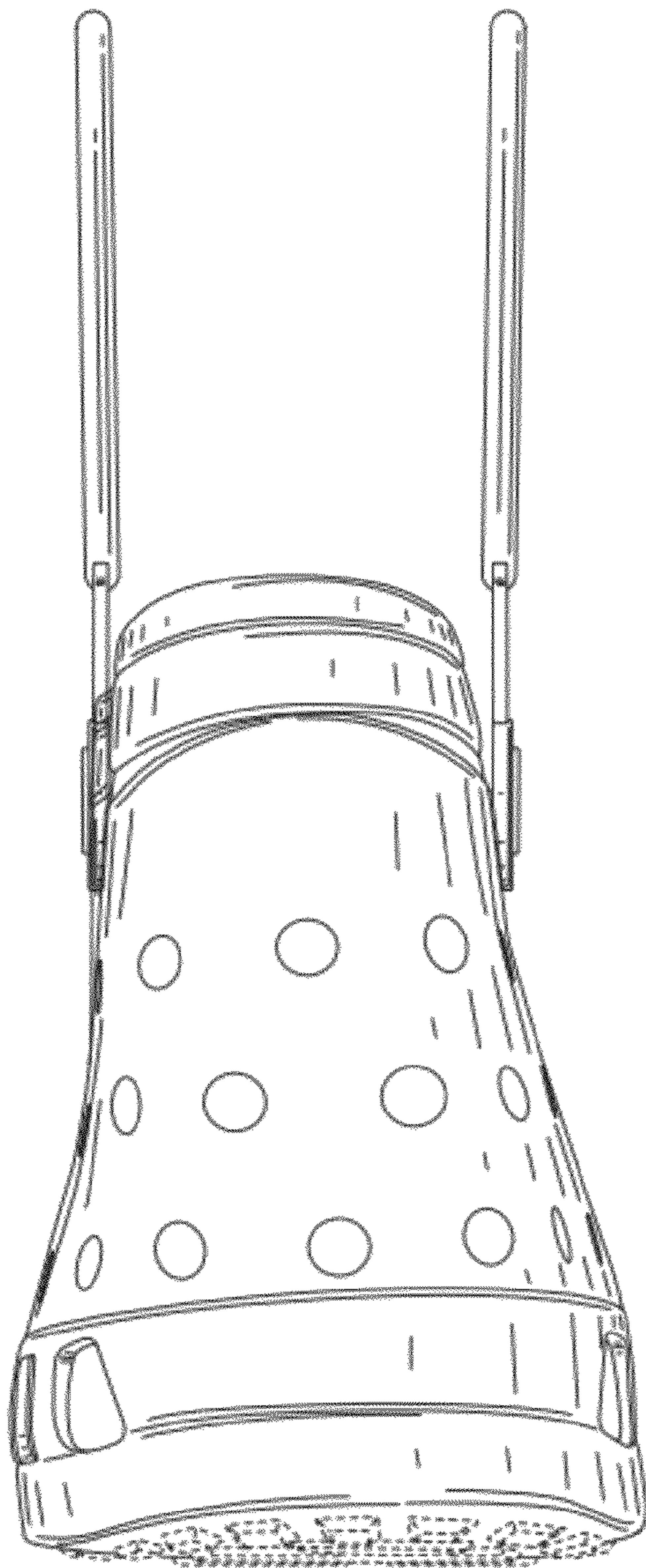


FIG. 5

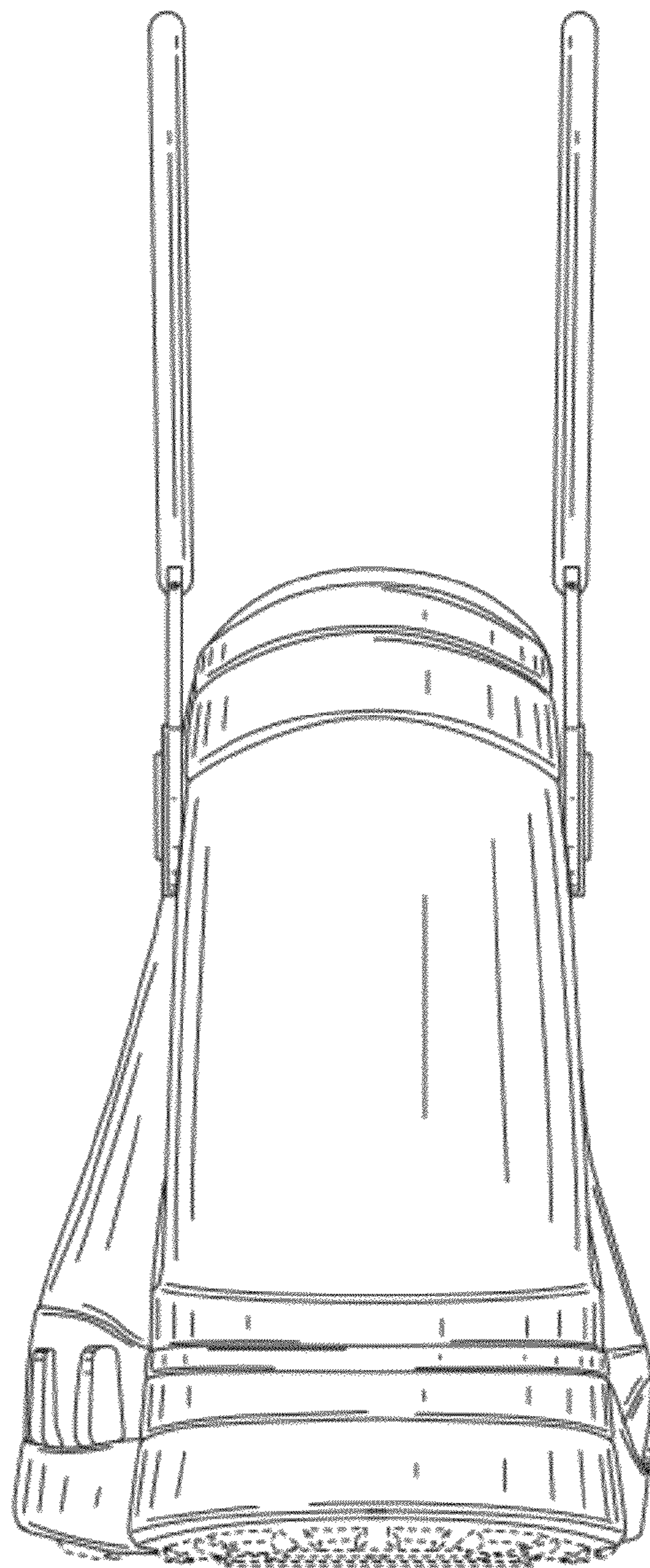


FIG. 6