



US00D665160S

(12) **United States Design Patent**
Little-Thomas

(10) **Patent No.:** **US D665,160 S**

(45) **Date of Patent:** **** Aug. 14, 2012**

(54) **SLIPPER SUPPORTING CLIP**

(76) Inventor: **Jeryhl Little-Thomas**, Delray Beach,
FL (US)

(**) Term: **14 Years**

(21) Appl. No.: **29/402,042**

(22) Filed: **Sep. 20, 2011**

(51) **LOC (9) Cl.** **02-04**

(52) **U.S. Cl.** **D2/978; D2/946; D2/976**

(58) **Field of Classification Search** D2/896,
D2/901, 919, 929, 935, 943, 946, 976, 978,
D2/902, 907, 944; D11/200, 201, 218, 220,
D11/206, 215; 36/1, 132, 136, 45, 46.5,
36/47, 48, 49, 50.1, 77 R, 77 M, 83, 88, 113,
36/114, 126-131

See application file for complete search history.

(56) **References Cited**

U.S. PATENT DOCUMENTS

318,481	A *	5/1885	Kessel	24/301
D24,796	S *	10/1895	Sulzner	D11/215
1,038,939	A *	9/1912	Murray et al.	36/58.5
D75,710	S *	7/1928	Ballou et al.	D2/978
1,855,345	A *	4/1932	Fischer, Jr.	36/58.5
2,461,977	A *	2/1949	Gilmour	36/1
D187,527	S *	3/1960	Greene	D2/624
4,115,906	A *	9/1978	Lavine et al.	24/72.1
D293,043	S *	12/1987	Zamboni	D2/624
D382,691	S *	8/1997	Fuller et al.	D2/946

5,655,270	A *	8/1997	Boisvert	24/336
D397,840	S *	9/1998	Slocum	D2/891
D413,197	S *	8/1999	Faye	D2/978
D516,280	S *	3/2006	Jarmon Mouchi et al.	D2/946
D543,339	S *	5/2007	Choi	D2/946
D604,485	S *	11/2009	Thornton	D2/946
D619,795	S *	7/2010	McBride	D2/961
D623,839	S *	9/2010	Leleu	D2/972
D629,600	S *	12/2010	Mandalia	D2/976
D634,523	S *	3/2011	Hirschfeld et al.	D2/946
D649,906	S *	12/2011	Panopoulos	D11/215
D650,565	S *	12/2011	Guers-Neyraud	D2/946
D650,983	S *	12/2011	Waldman	D2/978

* cited by examiner

Primary Examiner — Elizabeth J Oswecki

(57) **CLAIM**

The ornamental design for a slipper supporting clip, as shown and described.

DESCRIPTION

FIG. 1 is a front view of the slipper supporting clip showing my new design.

FIG. 2 is a side view thereof.

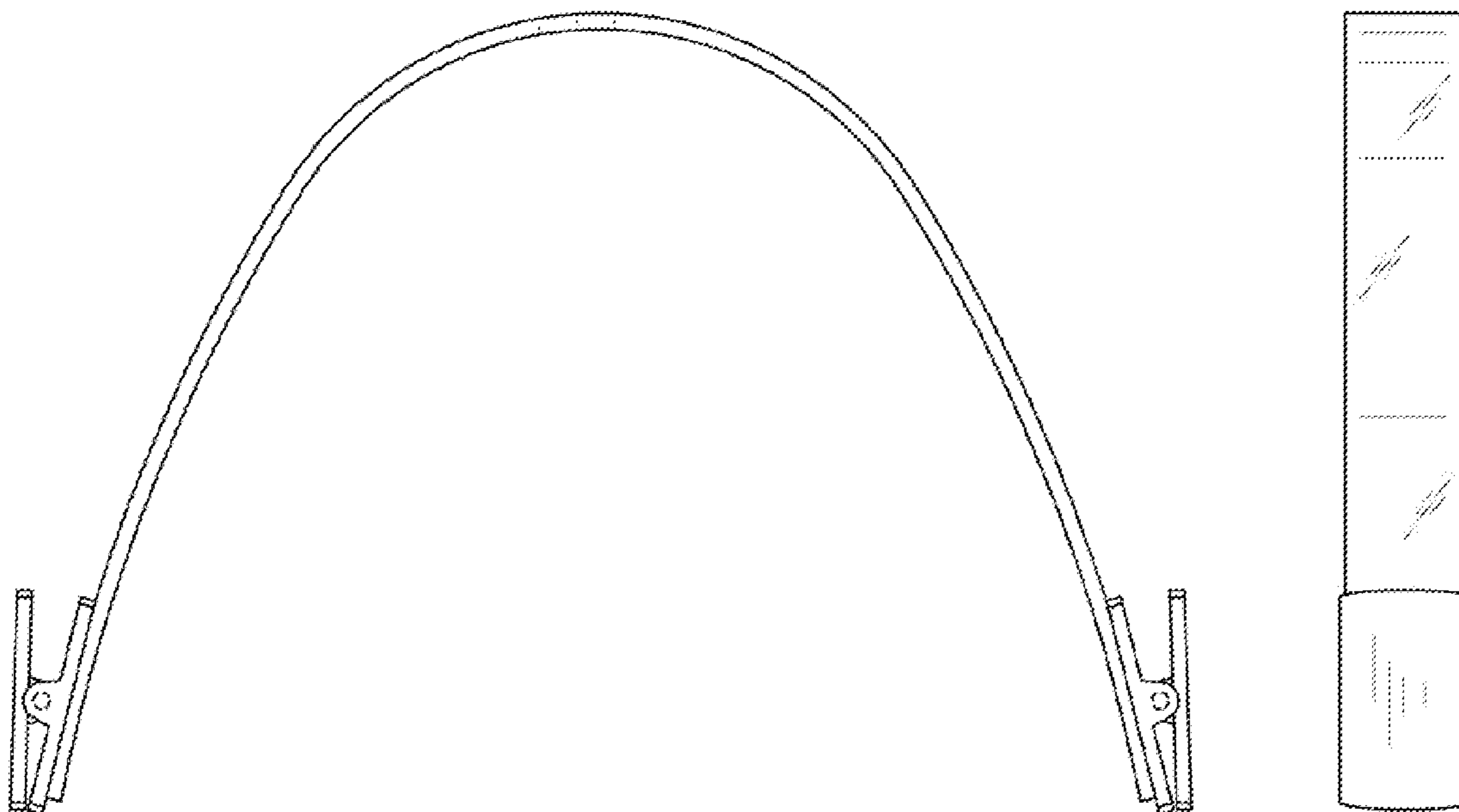
FIG. 3 is a top view thereof.

FIG. 4 is a bottom view thereof; and,

FIG. 5 is a perspective view of a slipper supporting clip shown in a used condition, wherein both the slipper and a butterfly-shaped pendant are depicted in broken lines, which is environmental matter forming no part of the claimed design.

All surfaces not shown form no part of the claimed design.

1 Claim, 2 Drawing Sheets






FIG. 1




FIG. 2




FIG. 3




FIG. 4

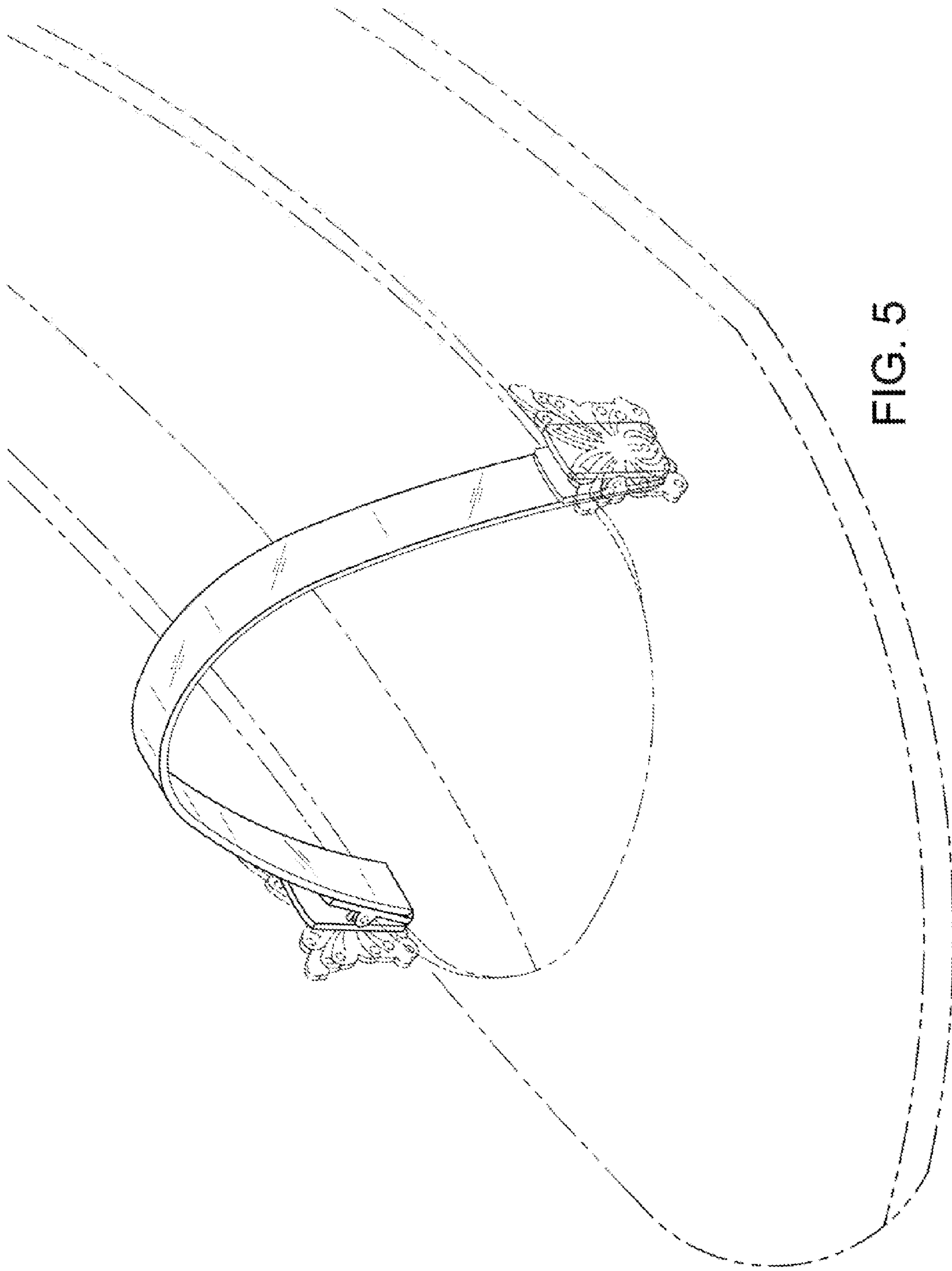


FIG. 5

UNITED STATES PATENT AND TRADEMARK OFFICE
CERTIFICATE OF CORRECTION

PATENT NO. : D665,160 S
APPLICATION NO. : 29/402042
DATED : August 14, 2012
INVENTOR(S) : Jeryhl Little-Thomas

Page 1 of 1

It is certified that error appears in the above-identified patent and that said Letters Patent is hereby corrected as shown below:

Title Page, should read,

(54) Title: FOOTWEAR SUPPORTING CLIP

(57) CLAIM:

The ornamental design for a footwear supporting clip, as shown and described for all footwear and all genders.

DESCRIPTION:

FIG. 1 is a front view of the footwear supporting clip showing my new design for all footwear and all genders.

FIG. 5 is a perspective view of the footwear supporting clip shown in a used condition, where in both the footwear and a butterfly shaped pendant are depicted in the broken lines, which is environmental matter forming no part of the claimed design. All surfaces not shown form no part of the claimed design.

Signed and Sealed this
Tenth Day of March, 2015



Michelle K. Lee
Deputy Director of the United States Patent and Trademark Office