

US00D665145S

(12) **United States Design Patent**
Kessler et al.

(10) **Patent No.:** **US D665,145 S**

(45) **Date of Patent:** **** Aug. 7, 2012**

(54) **PALLET SUPPORT**

(75) Inventors: **Robert R. Kessler**, Augusta, IL (US);
Eric Renteria, Mediapolis, IA (US)

(73) Assignee: **Green Line Industries, Inc.**, West
Burlington, IA (US)

(**) Term: **14 Years**

(21) Appl. No.: **29/374,257**

(22) Filed: **Jul. 20, 2011**

(51) **LOC (9) Cl.** **09-08**

(52) **U.S. Cl.** **D34/38**

(58) **Field of Classification Search** D34/38;
108/51.11, 51.3, 53.1, 53.3, 53.5, 56.1, 573.18;
206/386, 597, 599, 600

See application file for complete search history.

(56) **References Cited**

U.S. PATENT DOCUMENTS

3,940,101	A *	2/1976	Heidelbach	248/346.4
4,509,433	A *	4/1985	Farr	108/52.1
4,960,209	A *	10/1990	Tudor	206/597
D416,782	S *	11/1999	Reinhardt	D8/354
D453,057	S *	1/2002	Sewell	D34/38
6,926,144	B1 *	8/2005	Schnaars et al.	206/386

D547,024	S *	7/2007	Brefka et al.	D34/38
D551,424	S *	9/2007	Meisen et al.	D34/38
D612,566	S *	3/2010	Kessler	D34/38

* cited by examiner

Primary Examiner — Cynthia Ramirez

(74) *Attorney, Agent, or Firm* — Mathew R. P. Perrone, Jr.

(57) **CLAIM**

The ornamental design for a pallet support, as shown and described.

DESCRIPTION

FIG. 1 is a front perspective view of a pallet support of our invention in use with the pallet depicted in phantom;

FIG. 2 is a front plan view of a pallet support of our invention based on FIG. 1;

FIG. 3 is a rear plan view of a pallet support of our invention and a reverse view of FIG. 2;

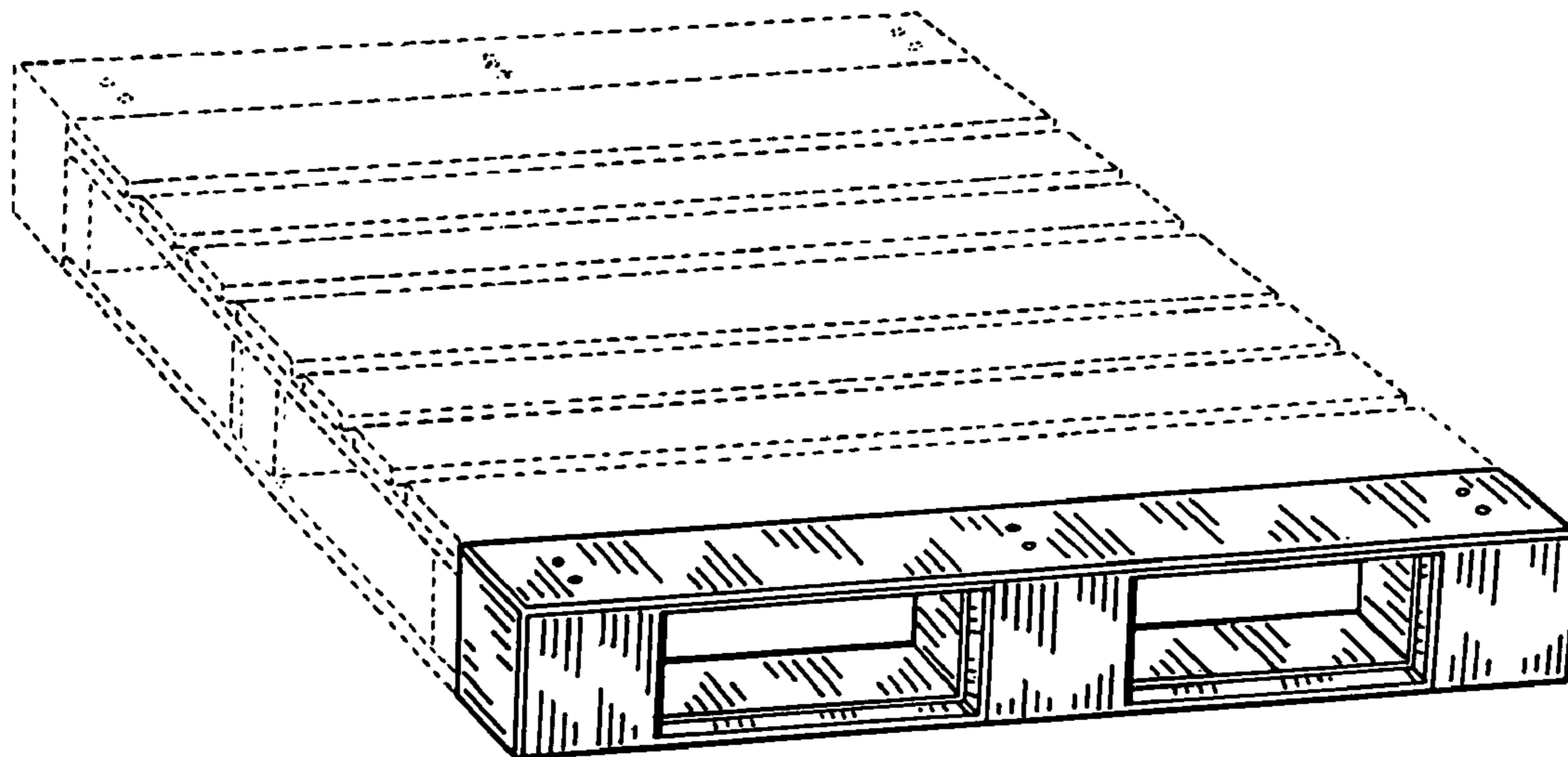
FIG. 4 is a top plan view of a pallet support of our invention based on FIG. 1;

FIG. 5 is a side view of a pallet support of our invention based on FIG. 1;

FIG. 6 is a side view of a pallet support of my invention based on FIG. 1 and a reverse view of FIG. 5; and,

FIG. 7 is a rear perspective view of a pallet support of our invention based on FIG. 1.

1 Claim, 2 Drawing Sheets



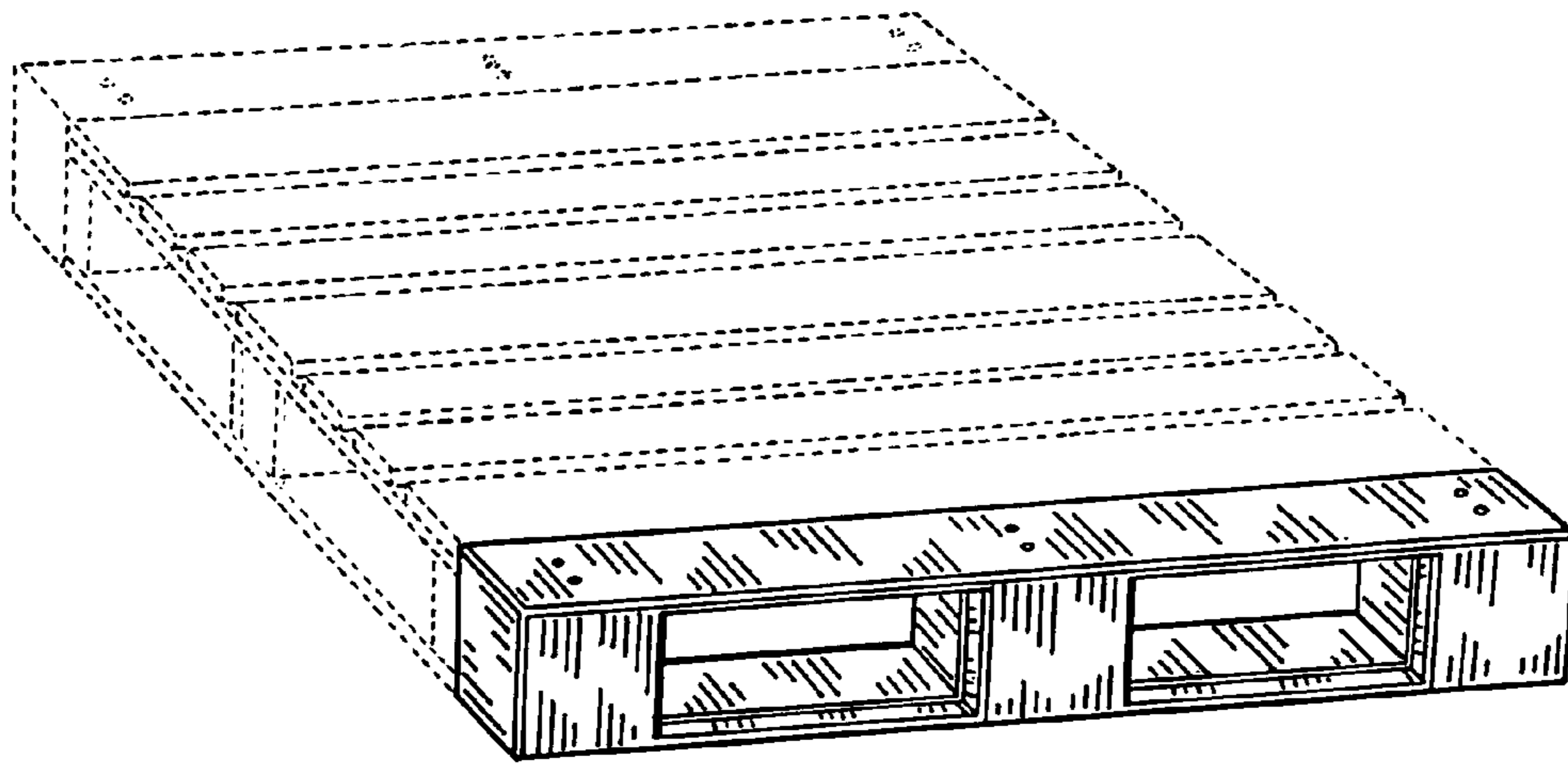


Fig. 1.

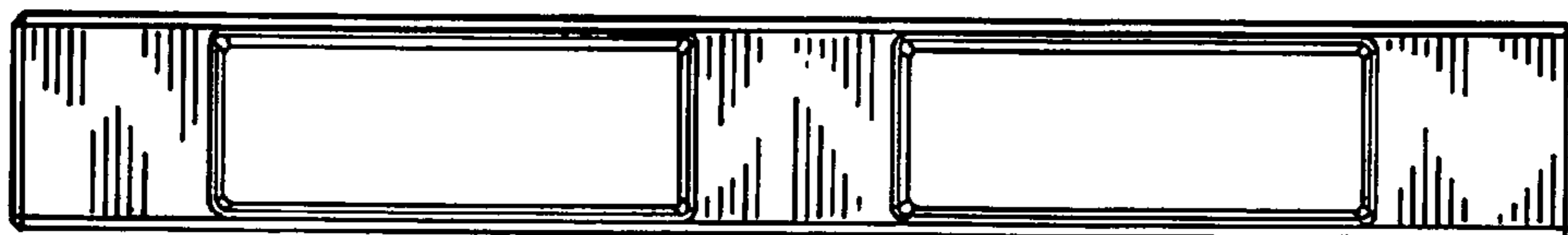


Fig. 2.

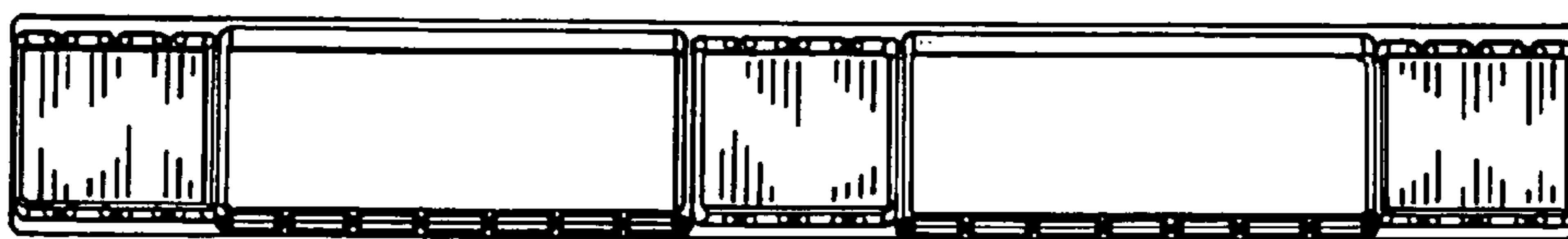


Fig. 3.

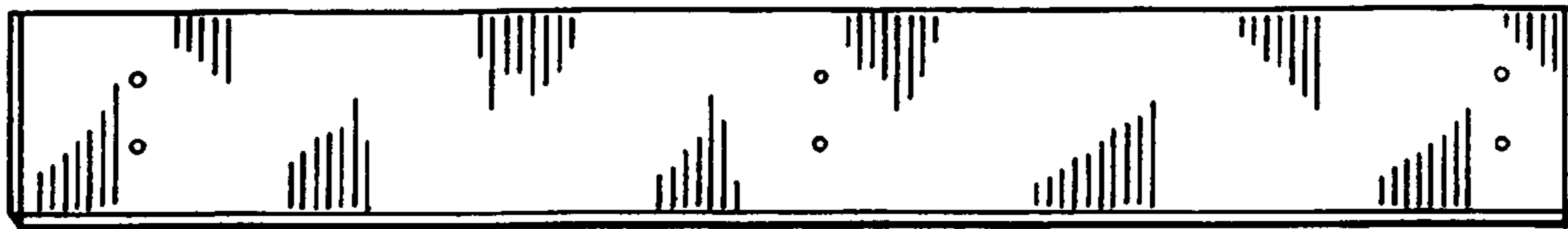


Fig. 4.



Fig. 5.



Fig. 6.




Fig. 7.