

US00D665130S

(12) **United States Design Patent**  
**Wain et al.**

(10) **Patent No.:** **US D665,130 S**  
(45) **Date of Patent:** **\*\* Aug. 7, 2012**

(54) **GUARD FOR A SHAVING RAZOR CARTRIDGE**  
(75) Inventors: **Kevin James Wain**, Reading (GB);  
**Christian Reber Wester**, Somerville, MA (US)  
(73) Assignee: **The Gillette Company**, Boston, MA (US)  
(\*\*) Term: **14 Years**

6,516,518 B1 \* 2/2003 Garraway et al. .... 30/34.2  
6,941,659 B2 9/2005 Gilder  
D601,753 S 10/2009 Cataudella et al.  
D617,946 S 6/2010 Lukan et al.  
D617,949 S 6/2010 Lukan et al.  
D625,049 S 10/2010 Bridges et al.  
D629,564 S 12/2010 Jung  
D633,254 S 2/2011 Witkus  
2008/0229583 A1 \* 9/2008 Fischer et al. .... 30/34.2  
2010/0005664 A1 1/2010 Aviza et al.  
2011/0308089 A1 12/2011 Bridges  
2012/0030948 A1 2/2012 Walker et al.

\* cited by examiner

(21) Appl. No.: **29/419,426**  
(22) Filed: **Apr. 27, 2012**

*Primary Examiner* — Jennifer Rivard  
(74) *Attorney, Agent, or Firm* — John M. Lipchitz; Kevin C. Johnson; Steven W. Miller

**Related U.S. Application Data**

(62) Division of application No. 29/403,004, filed on Sep. 30, 2011, now Pat. No. Des. 661,426.  
(51) **LOC (9) Cl.** ..... **28-03**  
(52) **U.S. Cl.** ..... **D28/47**  
(58) **Field of Classification Search** ..... D28/44-48;  
30/32, 34.05, 34.1-34.2, 42-61, 77-84, 526-538,  
30/346.5-346.61  
See application file for complete search history.

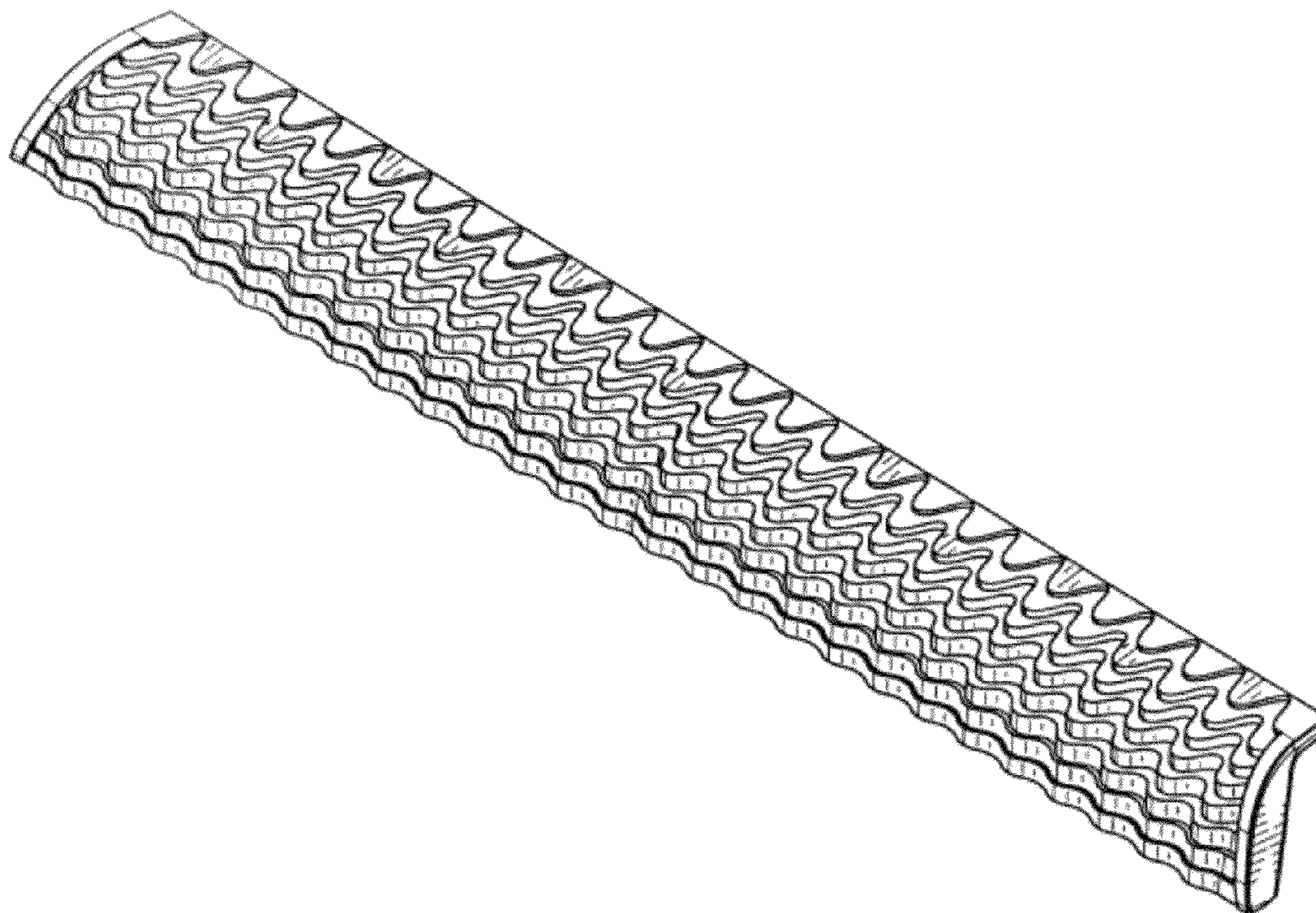
(57) **CLAIM**  
The ornamental design for a guard for a shaving razor cartridge, as shown and described.

**DESCRIPTION**

FIG. 1 is a perspective view of a guard for a shaving razor cartridge;  
FIG. 2 is a front view thereof;  
FIG. 3 is a rear view thereof;  
FIG. 4 is a right view thereof;  
FIG. 5 is a left view thereof;  
FIG. 6 is a top view thereof; and,  
FIG. 7 is a bottom view thereof.

(56) **References Cited**  
**U.S. PATENT DOCUMENTS**  
5,689,883 A 11/1997 Ortiz et al.  
5,781,997 A 7/1998 Ferraro et al.  
D402,084 S 12/1998 Chen et al.  
6,167,625 B1 \* 1/2001 King et al. .... 30/34.2

**1 Claim, 3 Drawing Sheets**





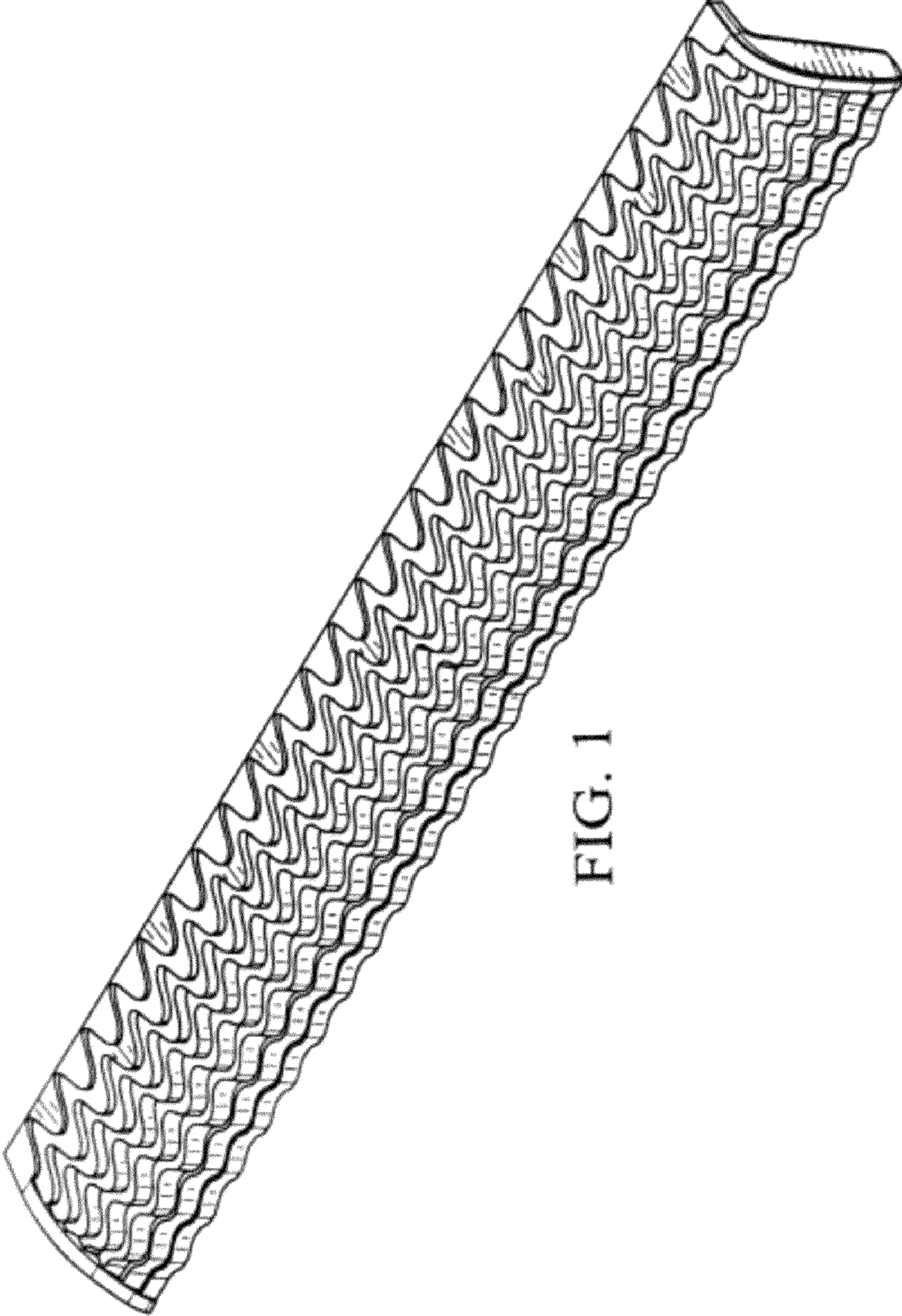


FIG. 1



FIG. 2

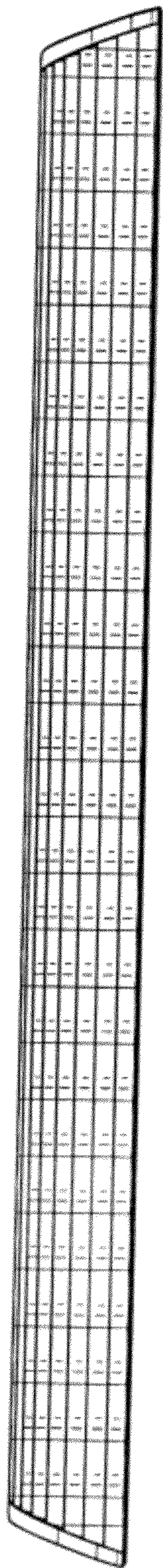


FIG. 3






FIG. 4

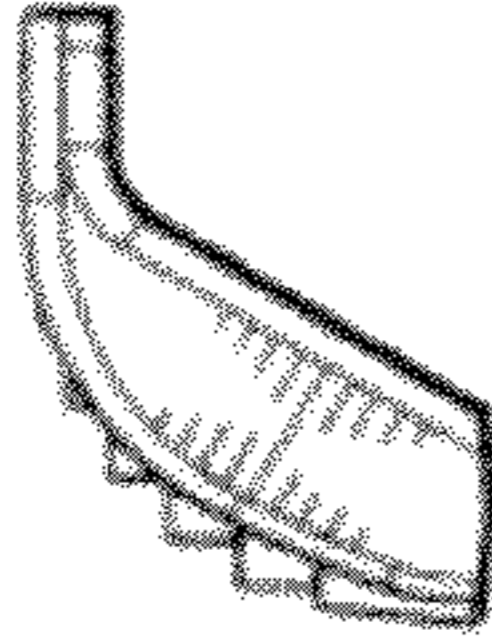


FIG. 5

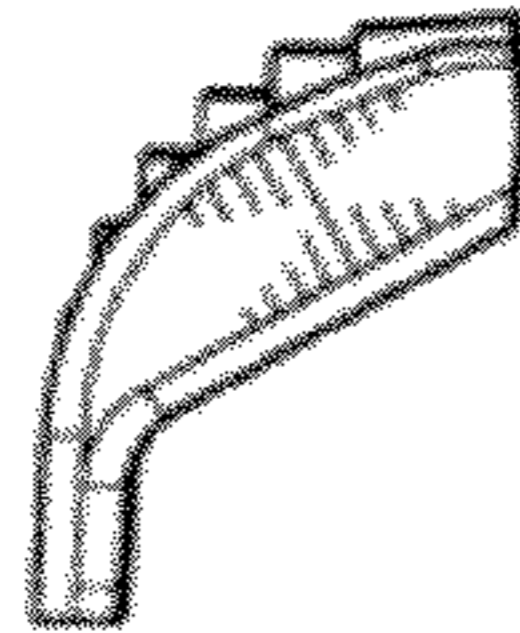


FIG. 6

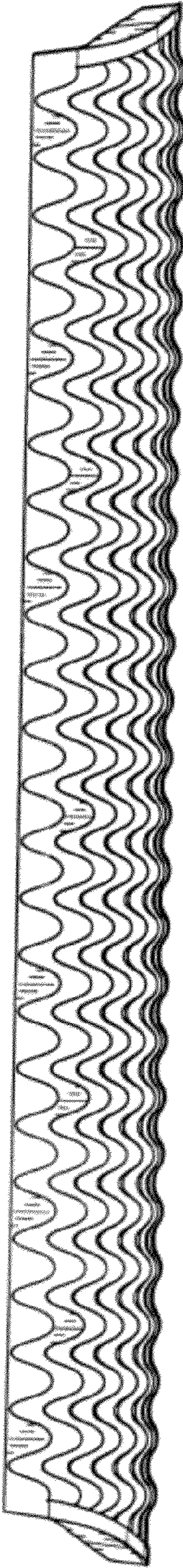


FIG. 7

