



US00D665125S

(12) **United States Design Patent**
Cowzer

(10) **Patent No.:** **US D665,125 S**

(45) **Date of Patent:** **** Aug. 7, 2012**

(54) **GOLF-BALL SHAPED ASHTRAY**

(76) **Inventor:** **Raymond Cowzer, Johnstown (IE)**

(**) **Term:** **14 Years**

(21) **Appl. No.:** **29/384,784**

(22) **Filed:** **Feb. 3, 2011**

(30) **Foreign Application Priority Data**

Aug. 24, 2010 (EM) 001746579-0002

(51) **LOC (9) Cl.** **27-03**

(52) **U.S. Cl.** **D27/120**

(58) **Field of Classification Search** D27/100,
D27/101, 163, 194, 120, 134, 127, 104, 125,
D27/126, 124, 123, 122, 121, 119, 118, 117,
D27/105, 133, 102, 128, 136, 137, 170, 171;
131/180, 185, 270, 194, 198.2, 187, 284,
131/231, 242, 256, 88, 240.1, 360; 128/203.15
See application file for complete search history.

(56) **References Cited**

U.S. PATENT DOCUMENTS

D99,816 S *	5/1936	Madler	D27/127
D107,262 S *	11/1937	Russakov	D27/134
D161,292 S *	12/1950	Silver	D27/104
D178,613 S *	8/1956	Nye	D27/133
D201,484 S *	6/1965	McFadyen	D27/133
3,302,344 A *	2/1967	Wolfe et al.	52/103
D207,824 S *	5/1967	Ostrand	D27/120
D216,851 S *	3/1970	Gilbertson et al.	D27/125
D218,132 S *	7/1970	Bieger	D27/135
D256,058 S *	7/1980	Brooks	D27/105
D268,008 S *	2/1983	Witt, Jr.	D9/668
D270,097 S *	8/1983	Minkevitch	D27/127
D284,658 S *	7/1986	Hazlett	D14/143
D302,050 S *	7/1989	Ingrisani	D27/104
4,883,224 A *	11/1989	Sun	232/43.1

D311,431 S *	10/1990	Weber	D21/794
D312,292 S *	11/1990	Retacco et al.	D21/794
D321,235 S *	10/1991	Weber	D21/789
D327,376 S *	6/1992	Piccamiglio	D6/358
D327,775 S *	7/1992	Turner	D3/271.9
D329,485 S *	9/1992	Hollinger	D21/795
D340,367 S *	10/1993	Mansson	D6/404
D341,745 S *	11/1993	Mitchell	D7/301
D343,327 S *	1/1994	Bailey et al.	D7/301
D350,630 S *	9/1994	Smith	D32/1
D355,995 S *	3/1995	Stoddard et al.	D6/450
D358,324 S *	5/1995	Mitchell	D9/668
D360,109 S *	7/1995	Blankenburg et al.	D7/515
D367,339 S *	2/1996	Dunn	D28/67

(Continued)

Primary Examiner — Kevin Rudzinski

(74) *Attorney, Agent, or Firm* — Leason Ellis LLP

(57) **CLAIM**

The ornamental design for a golf-ball shaped ashtray, as shown and described.

DESCRIPTION

FIG. 1 is a top and front perspective view of a golf-ball shaped ashtray showing my new design with the ashtray being shown in a partially open position;

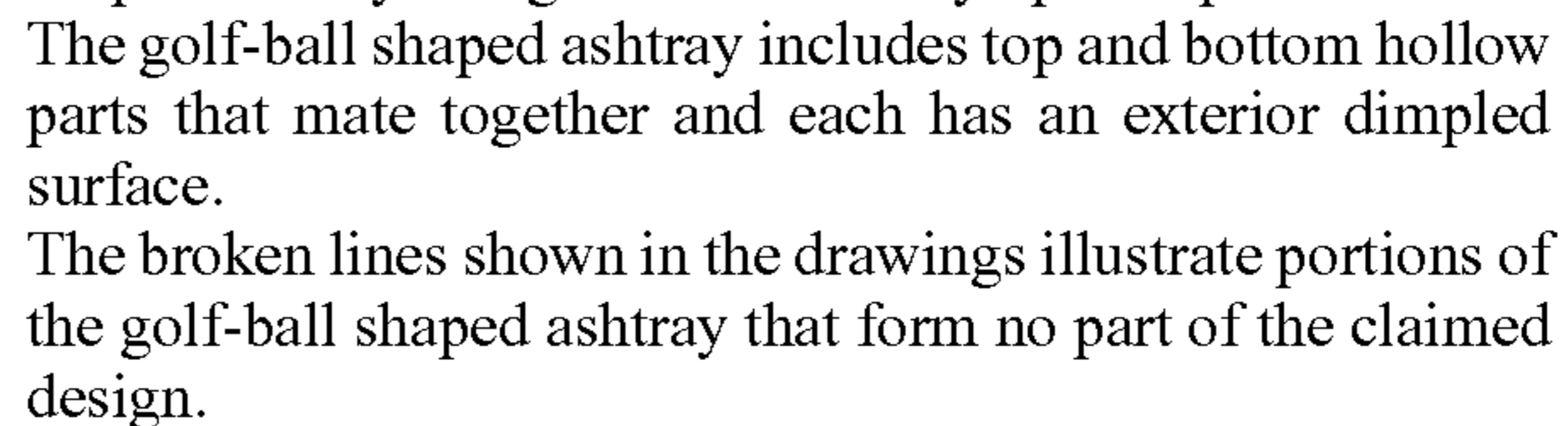
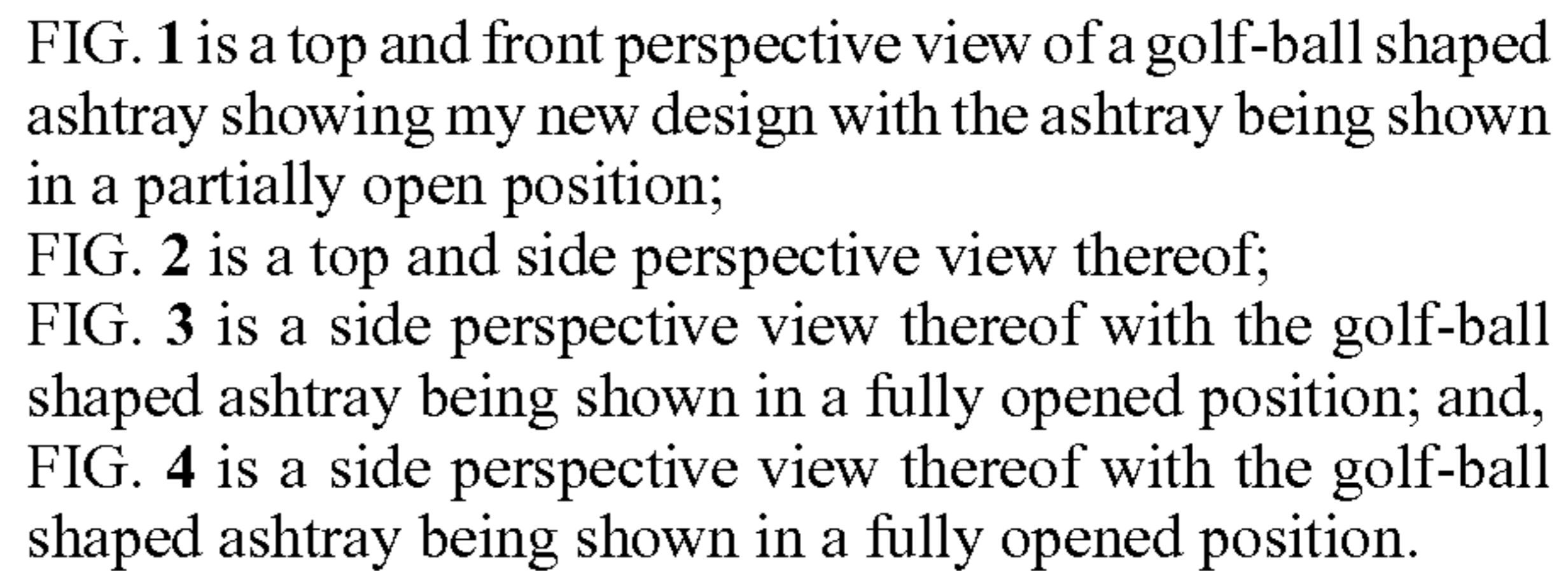
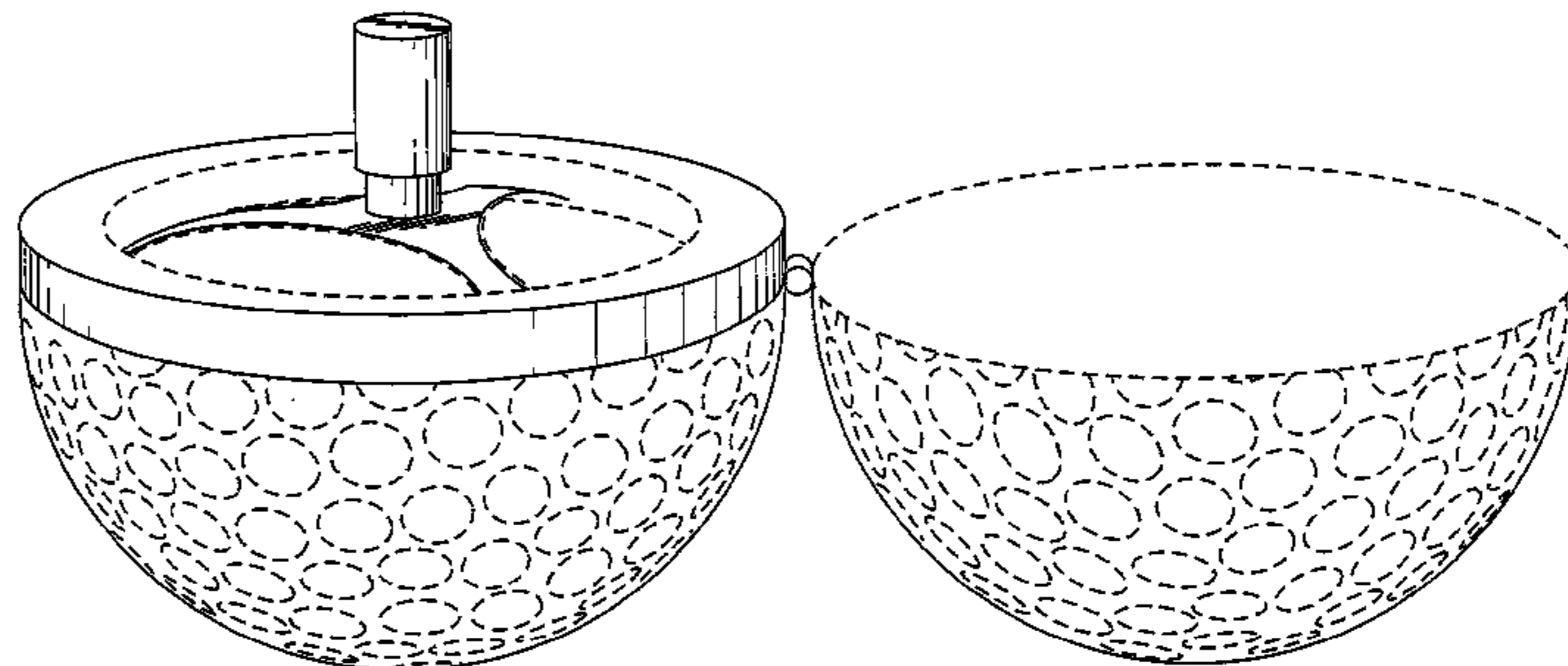
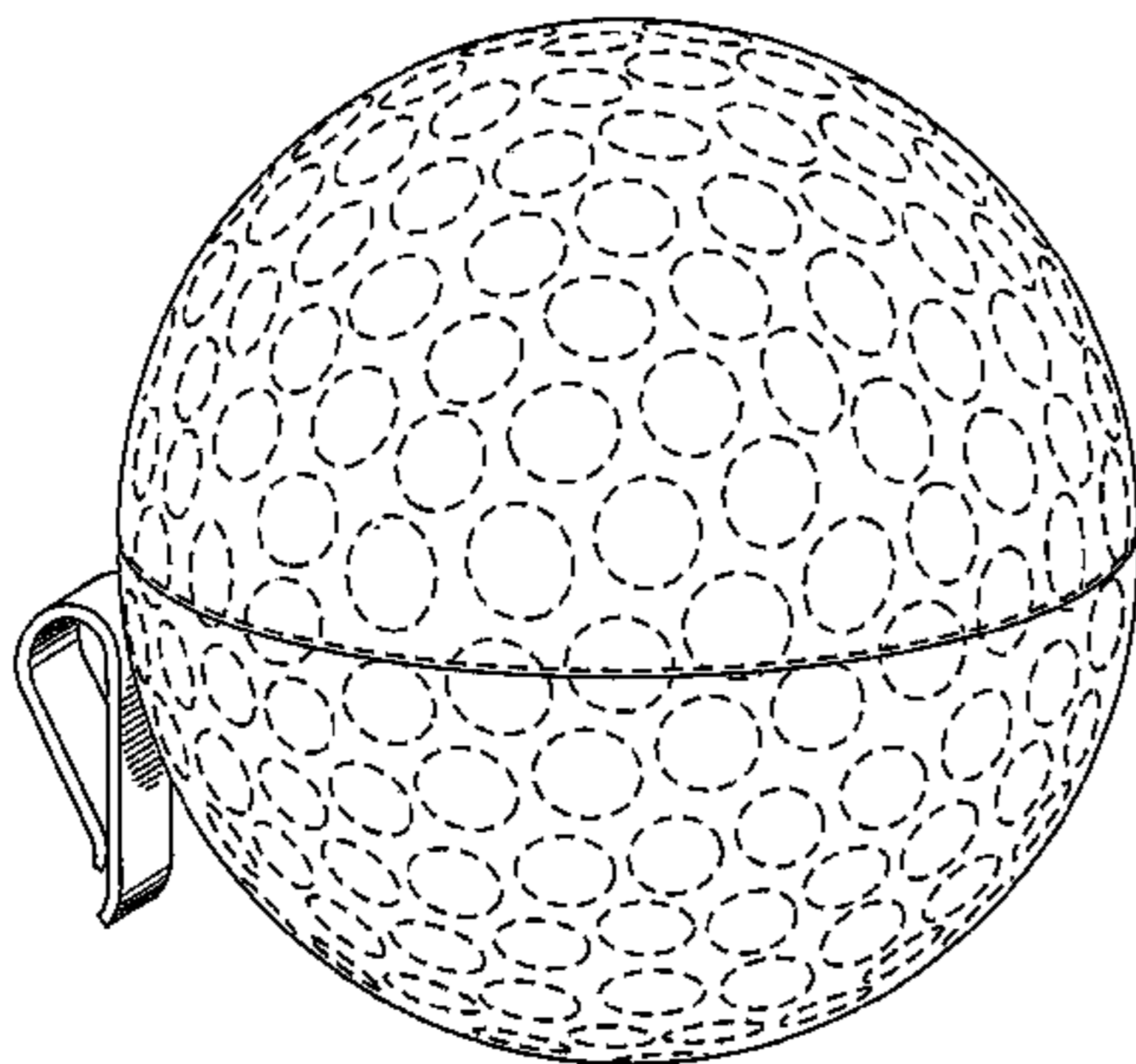
FIG. 2 is a top and side perspective view thereof;

FIG. 3 is a side perspective view thereof with the golf-ball shaped ashtray being shown in a fully opened position; and, FIG. 4 is a side perspective view thereof with the golf-ball shaped ashtray being shown in a fully opened position.

The golf-ball shaped ashtray includes top and bottom hollow parts that mate together and each has an exterior dimpled surface.

The broken lines shown in the drawings illustrate portions of the golf-ball shaped ashtray that form no part of the claimed design.

1 Claim, 4 Drawing Sheets



US D665,125 S

Page 2

U.S. PATENT DOCUMENTS

D370,829 S *	6/1996	Neale	D7/515	D443,793 S *	6/2001	Ethridge	D7/332
D380,862 S *	7/1997	Hasselgren et al.	D27/192	D471,223 S *	3/2003	Whitney	D16/225
D392,328 S *	3/1998	Johansson	D20/29	D507,186 S *	7/2005	Bleaman	D9/668
D395,731 S *	6/1998	Olis	D27/192	D547,899 S *	7/2007	VanderSchuit	D26/125
D399,904 S *	10/1998	Burke et al.	D21/789	D560,510 S *	1/2008	Lepoitevin	D9/668
D400,440 S *	11/1998	Tucker	D9/451	D564,824 S *	3/2008	Henry	D7/334
D401,648 S *	11/1998	Kasasima et al.	D21/709	D576,423 S *	9/2008	Weldon	D6/434
D405,224 S *	2/1999	Falconio	D27/183	D592,217 S *	5/2009	Chen	D14/480.2
D415,853 S *	10/1999	Swyst	D27/135	D604,562 S *	11/2009	Lopez	D7/515
D419,388 S *	1/2000	Hansen	D7/606	D609,708 S *	2/2010	Allo Allo et al.	D14/440
D421,167 S *	2/2000	Bacon et al.	D34/1	D618,876 S *	7/2010	Nakan	D1/106
D425,706 S *	5/2000	Calderone	D4/116	D627,839 S *	11/2010	Madson et al.	D21/709
D430,380 S *	8/2000	Diamond	D99/30	D636,682 S *	4/2011	Gilliard, II	D9/668
D433,066 S *	10/2000	Porter	D19/90	2003/0201201 A1 *	10/2003	Cheng	206/457
D440,461 S *	4/2001	Mak	D7/332				

* cited by examiner

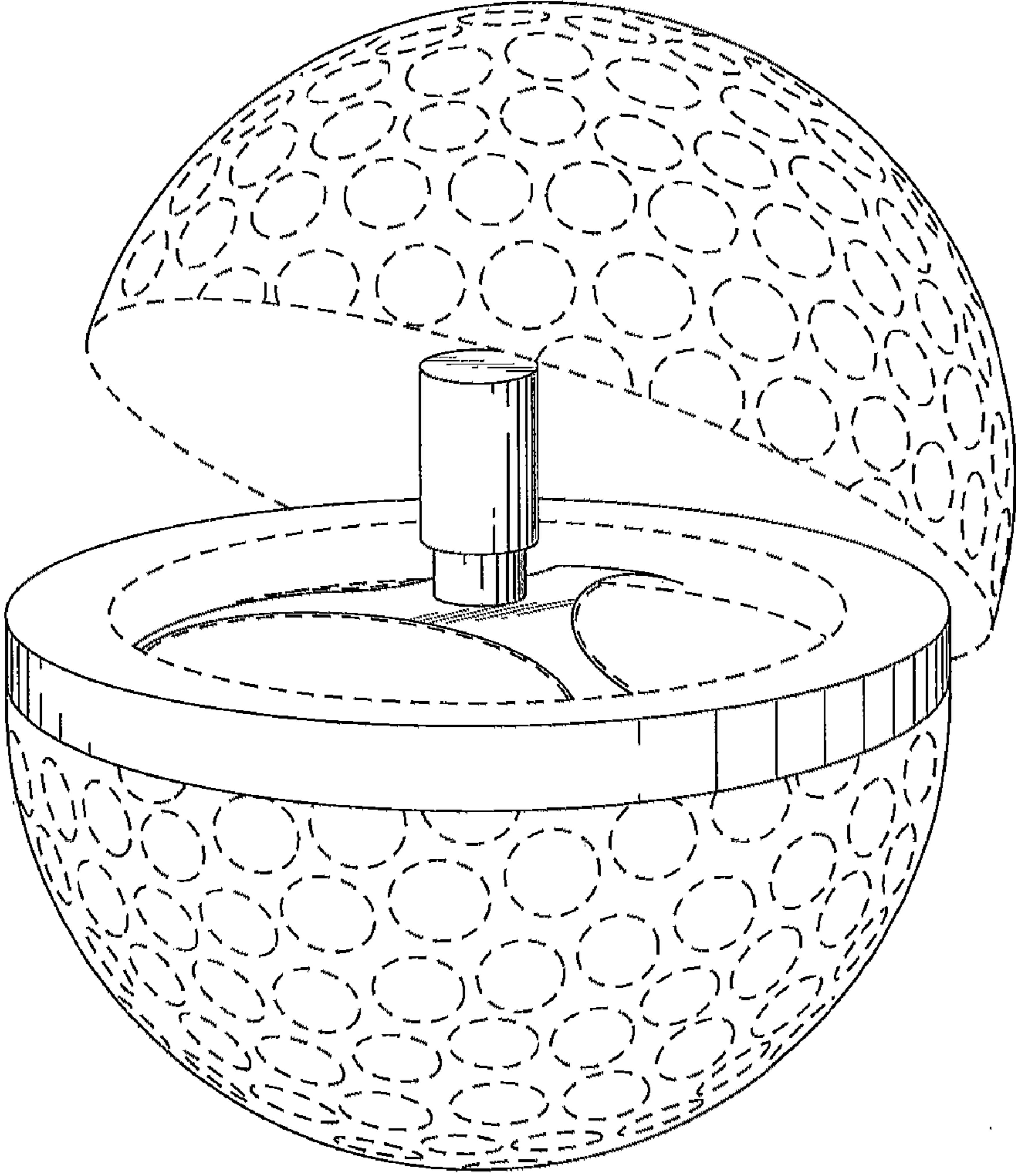


Fig. 1

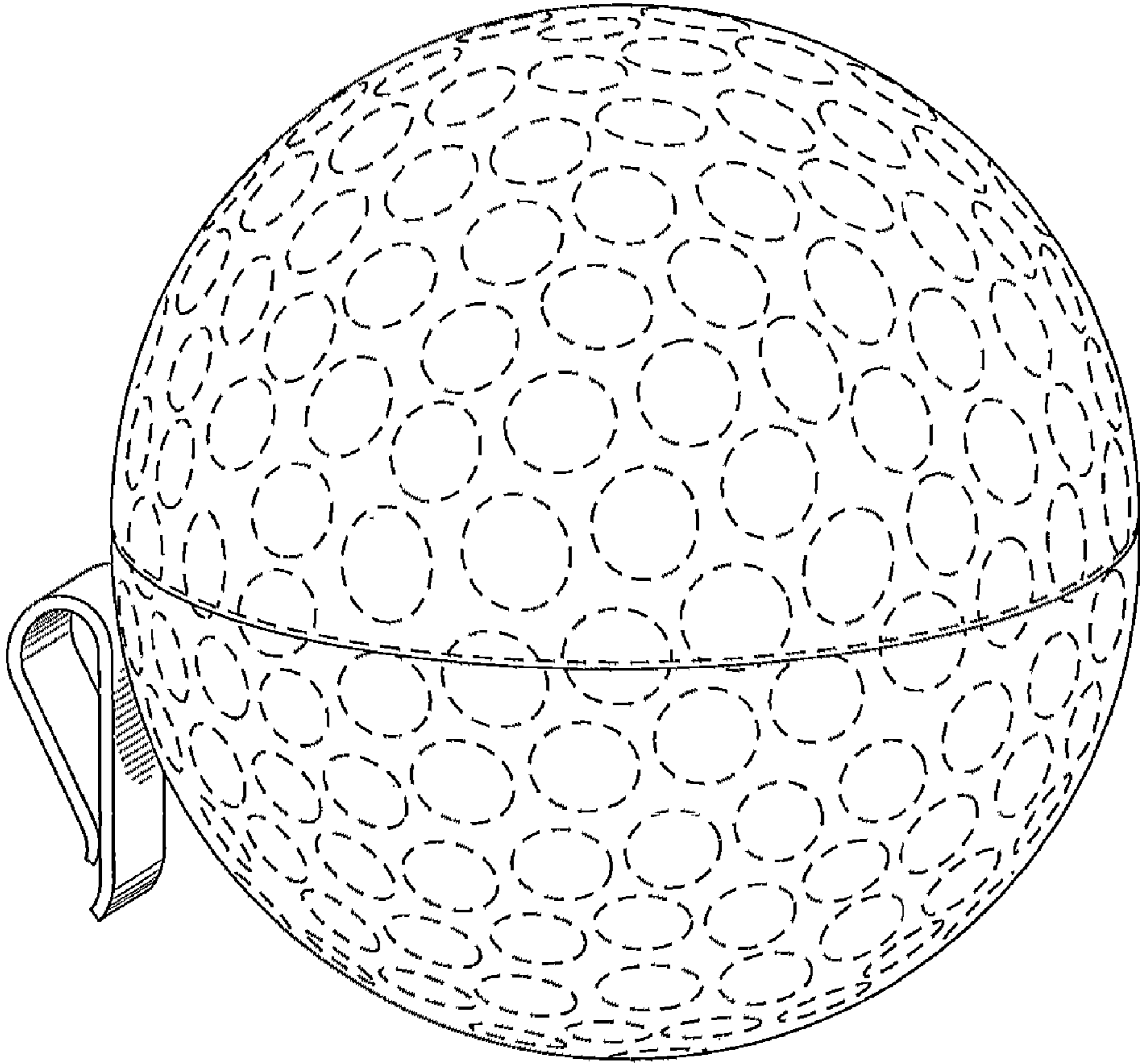


Fig. 2

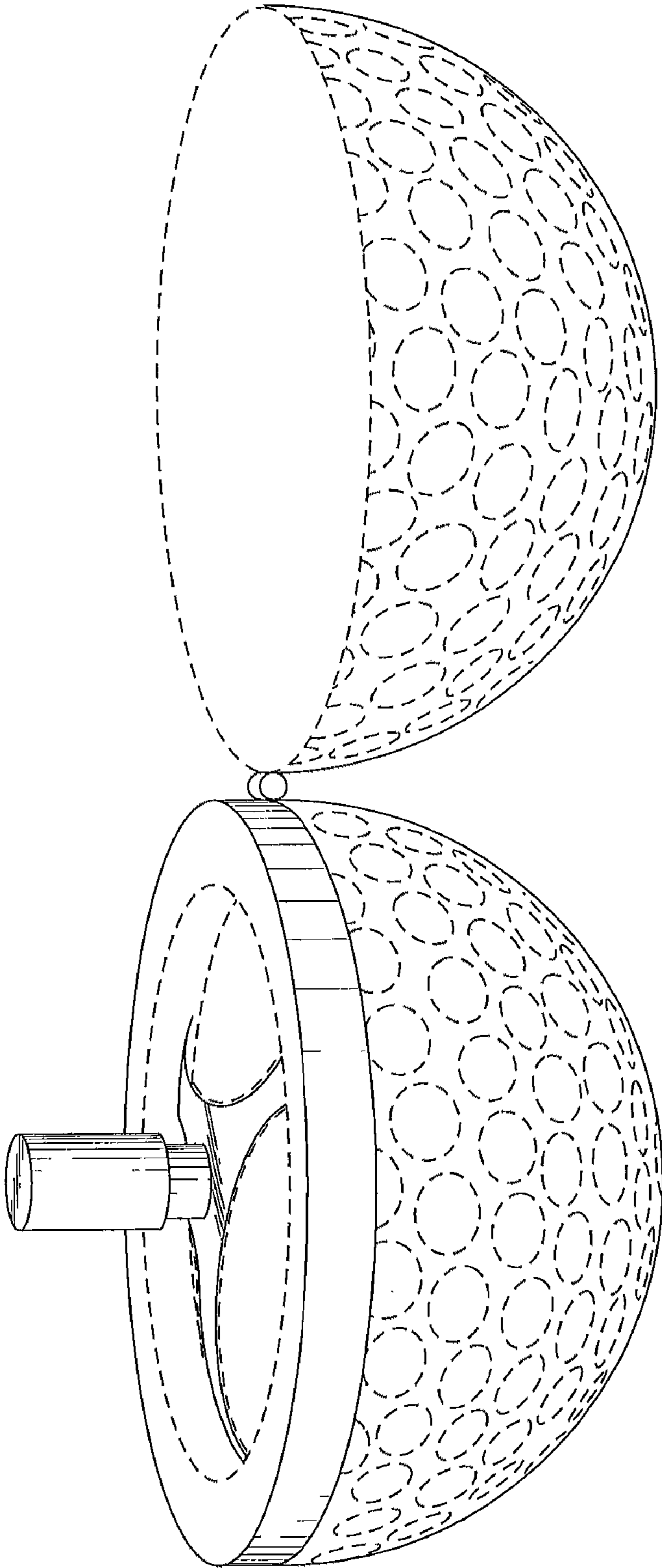


Fig. 3

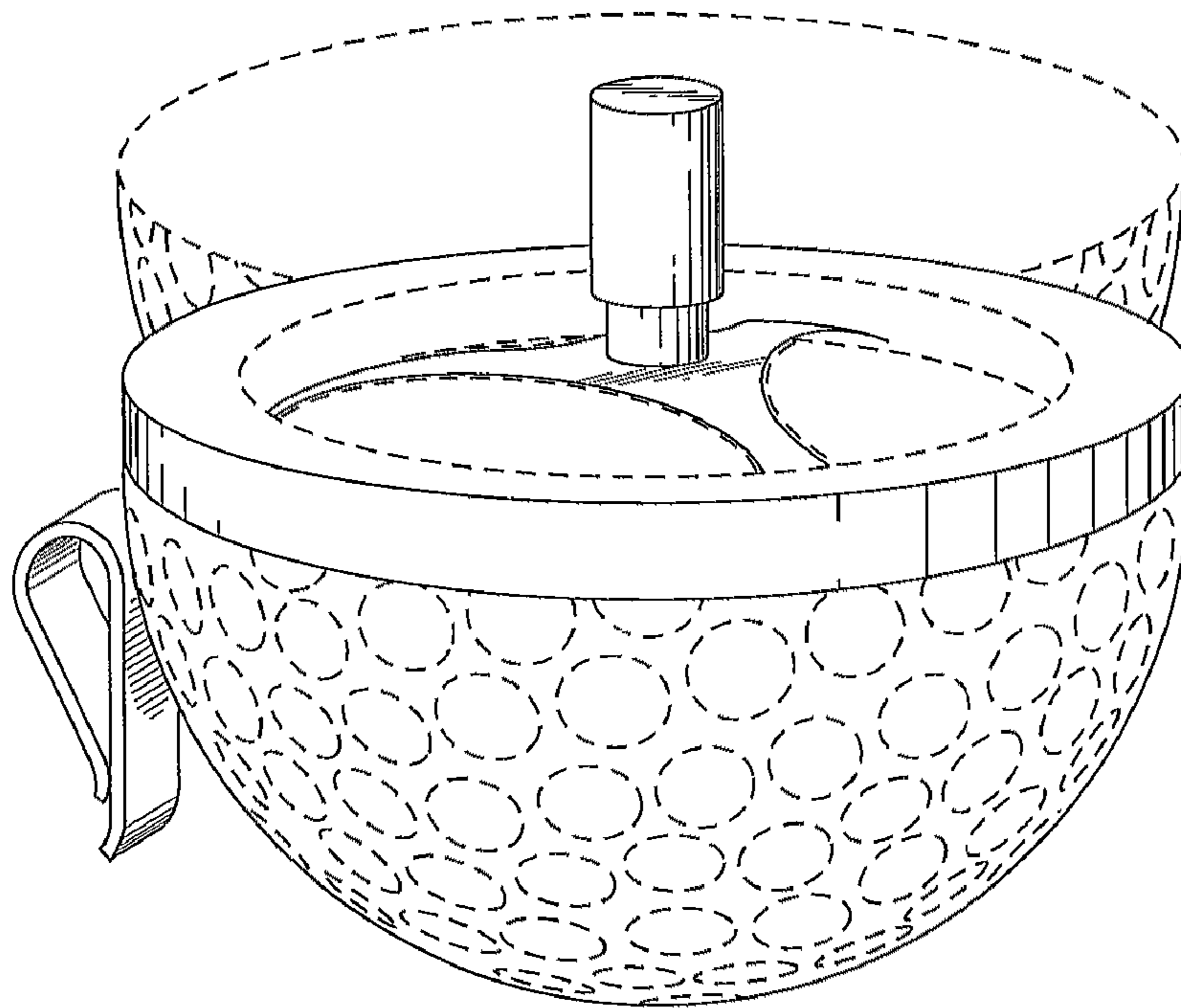


Fig. 4