



US00D665118S

(12) **United States Design Patent**
Lastimososa

(10) **Patent No.:** **US D665,118 S**

(45) **Date of Patent:** **** Aug. 7, 2012**

(54) **LIGHT FIXTURE**

(75) Inventor: **Edgardo Lastimososa**, Cainta (PH)

(73) Assignee: **Quoizel, Inc.**, Goose Creek, SC (US)

(**) Term: **14 Years**

(21) Appl. No.: **29/392,780**

(22) Filed: **May 26, 2011**

(51) **LOC (9) Cl.** **26-05**

(52) **U.S. Cl.** **D26/81**

(58) **Field of Classification Search** D26/80-92,
D26/144; 362/147, 404-408

See application file for complete search history.

(56) **References Cited**

U.S. PATENT DOCUMENTS

D65,090 S *	7/1924	Walker	D26/144
D65,160 S *	7/1924	Bohl	D26/144
D67,558 S *	6/1925	Walker	D26/144
D69,892 S *	4/1926	Kranz	D26/144
D70,177 S *	5/1926	Kostrzewski	D26/144
D70,727 S *	8/1926	Aglow	D26/144
D74,190 S *	1/1928	Rosenblatt	D26/144
D76,041 S *	8/1928	Petersen	D26/144
D79,254 S *	8/1929	Rosenblatt	D26/144
D425,648 S	5/2000	Orozco		
D453,229 S	1/2002	Phillips		
D453,581 S	2/2002	Orozco		
D510,638 S	10/2005	Orozco		
D517,238 S	3/2006	Rhodes		
D517,722 S	3/2006	Orozco		
D558,918 S	1/2008	Rhodes		
D587,842 S	3/2009	Rhodes		
D598,601 S *	8/2009	Chen	D26/81
D610,737 S *	2/2010	Chandler	D26/81

OTHER PUBLICATIONS

From the 2005 Murray-Feiss catalog: The Gravity Collection, model F1899 chandelier on p. 120; and model F1898 on p. 125; 3 pages— includes front cover of catalog.*

* cited by examiner

Primary Examiner — Clare E Heflin

(74) *Attorney, Agent, or Firm* — Nelson Mullins Riley & Scarborough, LLP

(57) **CLAIM**

The ornamental design for a light fixture, substantially as shown and described.

DESCRIPTION

FIG. 1 is a perspective view of a light fixture embodying the design of the present invention.

FIG. 2 is a front side elevational view of the light fixture illustrated in FIG. 1.

FIG. 3 is a back side elevational view of the light fixture illustrated in FIG. 1.

FIG. 4 is a left side elevational view of the light fixture illustrated in FIG. 1.



FIG. 5 is a right side elevational view of the light fixture illustrated in FIG. 1.

FIG. 6 is a top view of the light fixture illustrated in FIG. 1; and,

FIG. 7 is a bottom view of the light fixture illustrated in FIG. 1.

The portions shown in broken lines form no part of the claimed design.

1 Claim, 7 Drawing Sheets






FIG. 1




FIG. 2




FIG. 3

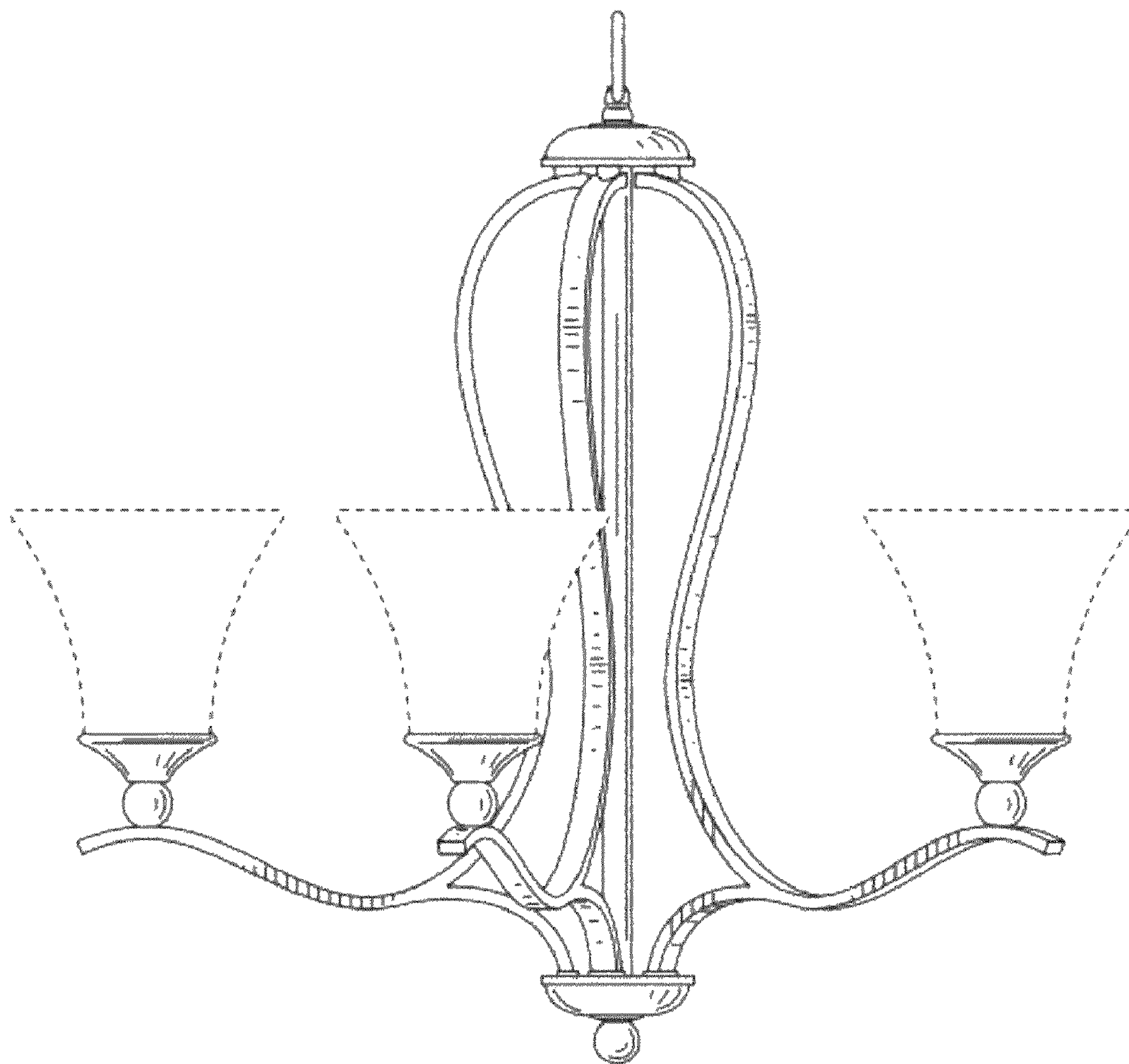


FIG. 4

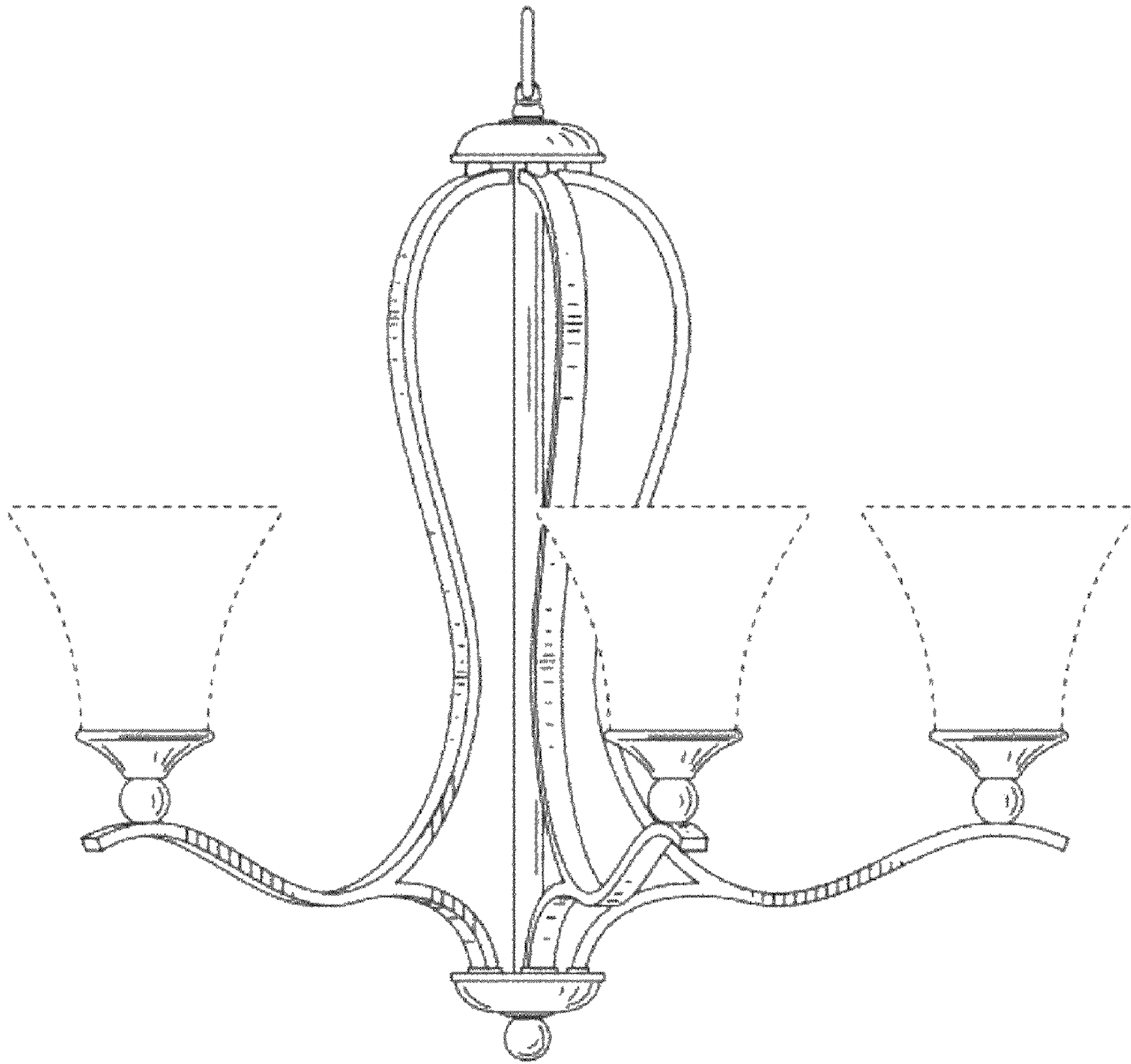


FIG. 5

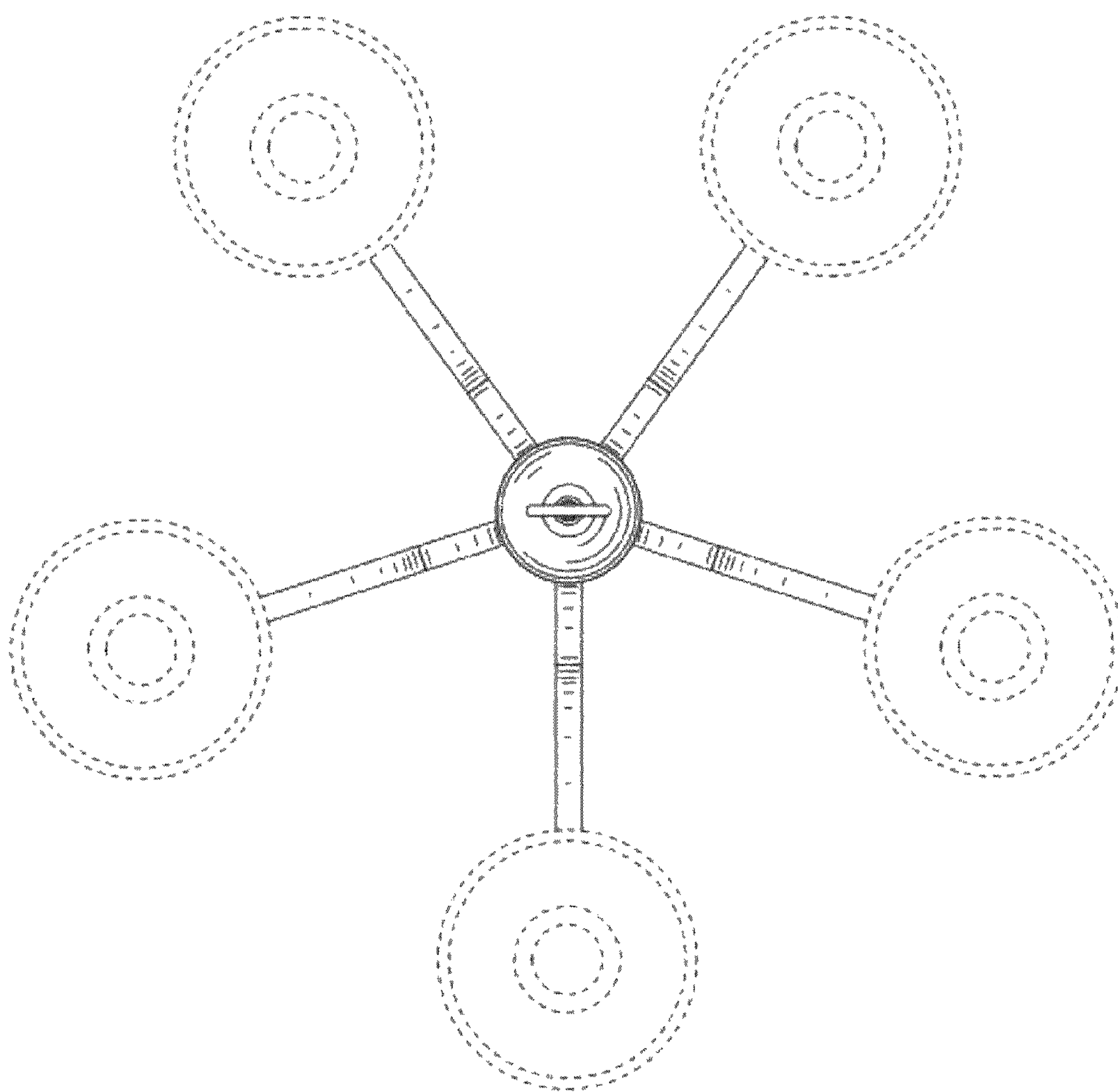


FIG. 6

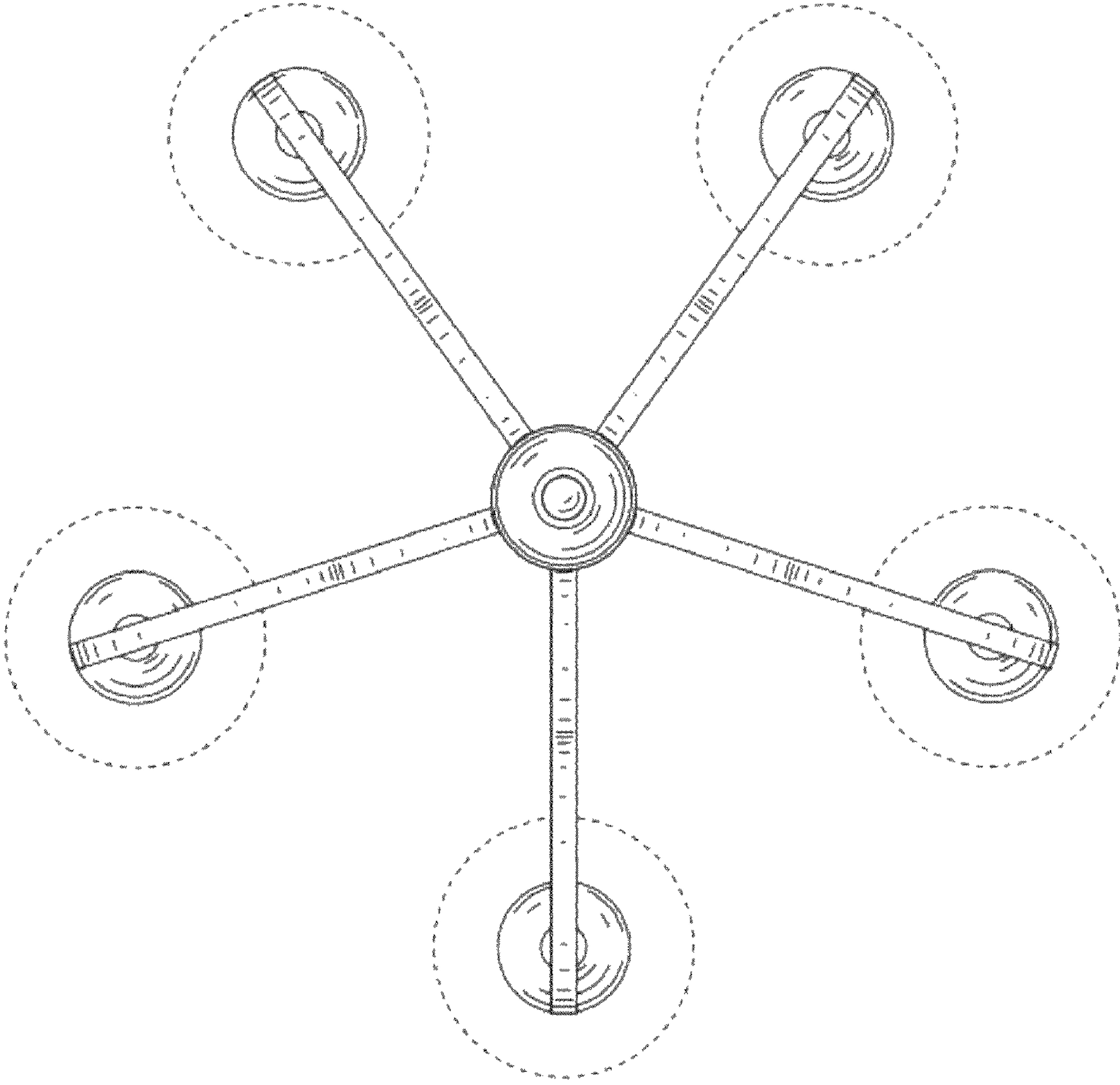


FIG. 7