



US00D665105S

(12) **United States Design Patent**
Betsuda et al.

(10) **Patent No.:** **US D665,105 S**

(45) **Date of Patent:** **** Aug. 7, 2012**

(54) **LIGHT EMITTING DIODE MODULE**

(56) **References Cited**

(75) Inventors: **Nobuhiko Betsuda**, Kanagawa (JP);
Kiyoshi Nishimura, Kanagawa (JP);
Kozo Uemura, Kanagawa (JP); **Shuhei**
Matsuda, Kanagawa (JP); **Soichi**
Shibusawa, Kanagawa (JP)

U.S. PATENT DOCUMENTS

D576,970 S * 9/2008 Uemoto et al. D13/180
D602,613 S * 10/2009 Hamanaka et al. D26/1
D652,535 S * 1/2012 Hamanaka et al. D26/1

FOREIGN PATENT DOCUMENTS

JP D1169671 4/2003
JP D1172672 5/2003

* cited by examiner

Primary Examiner — Marcus Jackson

(74) *Attorney, Agent, or Firm* — J.C. Patents

(73) Assignee: **Toshiba Lighting & Technology**
Corporation, Kanagawa (JP)

(**) Term: **14 Years**

(57) **CLAIM**

The ornamental design for an light emitting diode module, as shown and described.

(21) Appl. No.: **29/387,861**

DESCRIPTION

(22) Filed: **Mar. 18, 2011**

FIG. 1 is a perspective view of a light emitting diode module showing our new design;

FIG. 2 is a front view thereof, the rear view being identical to the front view;

FIG. 3 is a right side view thereof, the left side view being identical to the right side view;

FIG. 4 is a top view thereof;

FIG. 5 is a bottom thereof; and,

FIG. 6 is an enlarged cross-sectional view taken along line 6-6 in FIG. 2 with the internal parts omitted.

The portion shown in double cross-hatched lines in FIG. 6 is pervious to light.

(30) **Foreign Application Priority Data**

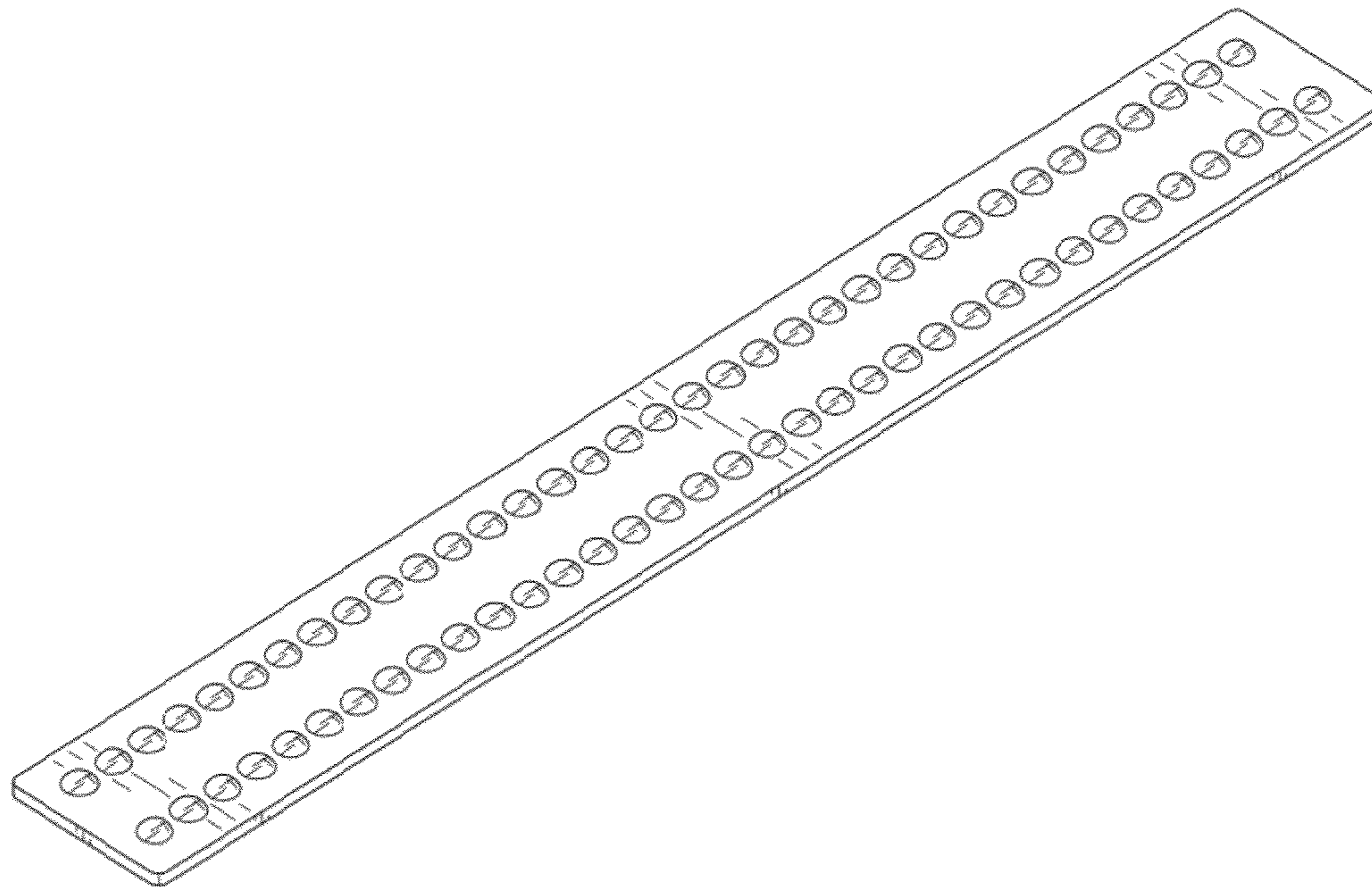
Oct. 29, 2010 (JP) 2010-026032

(51) **LOC (9) Cl.** **26-04**

(52) **U.S. Cl.** **D26/1; D13/180**

(58) **Field of Classification Search** D26/1,
D26/24-26, 51-52; 362/182, 184-186, 652-656
See application file for complete search history.

1 Claim, 4 Drawing Sheets



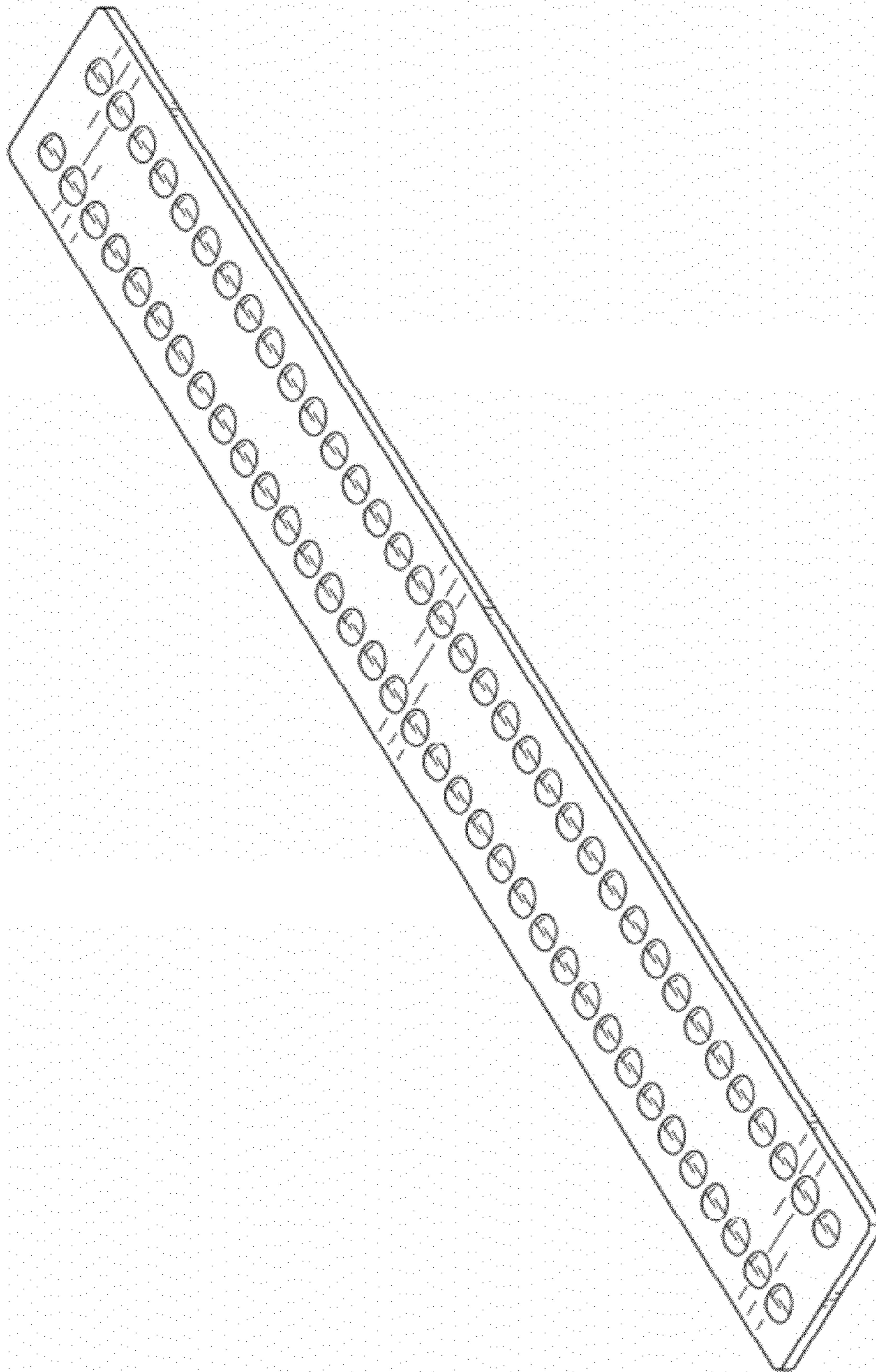


FIG. 1

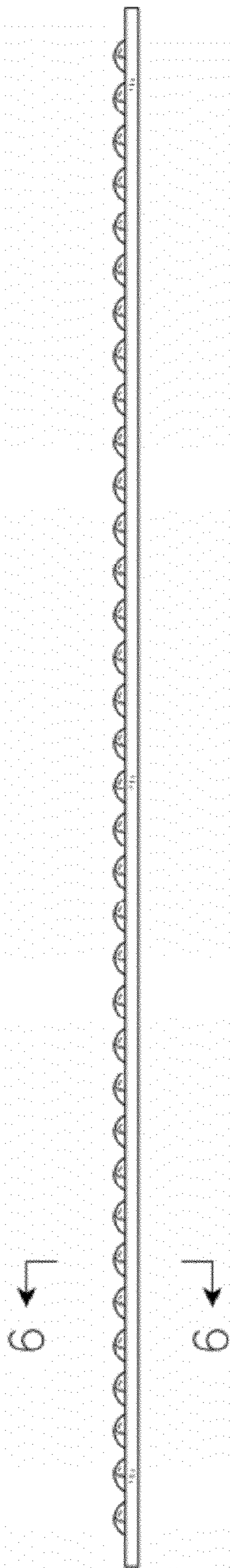


FIG. 2



FIG. 3

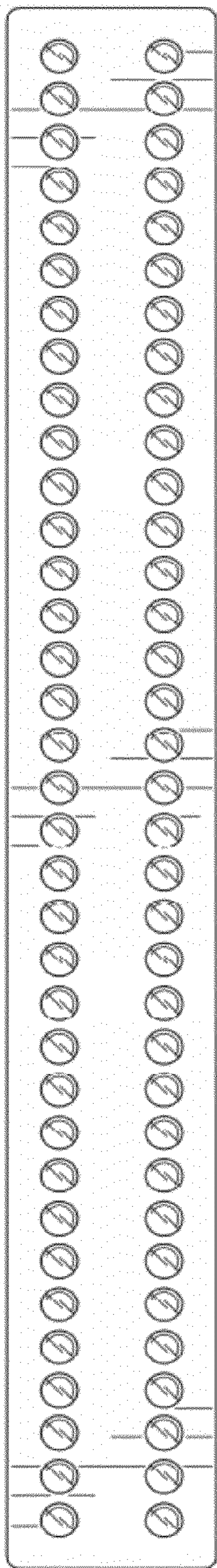


FIG. 4

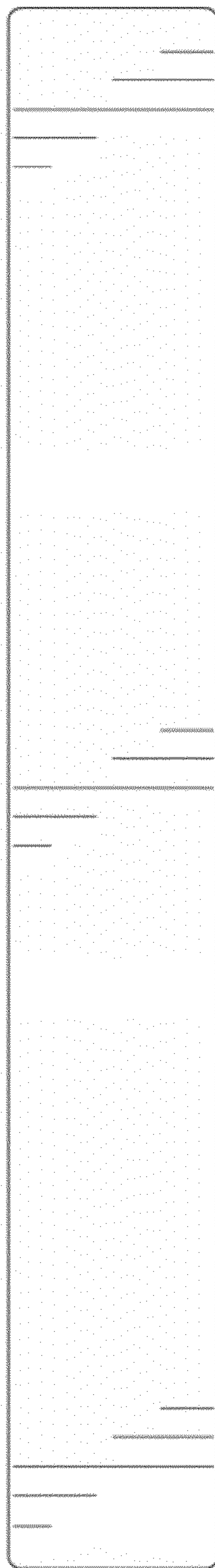


FIG. 5

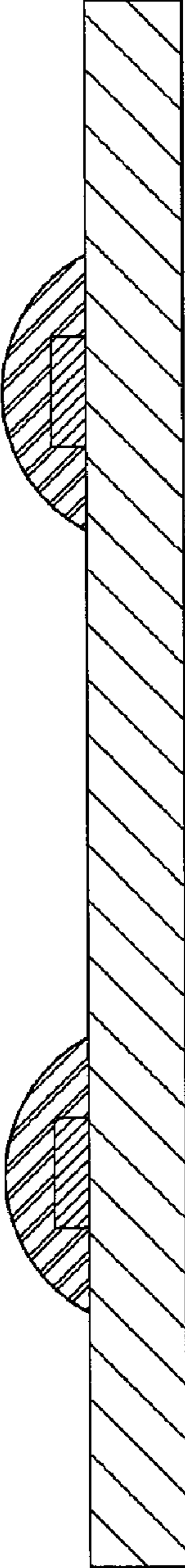


FIG. 6