



US00D665098S

(12) **United States Design Patent**  
**Kopp et al.**

(10) **Patent No.:** **US D665,098 S**

(45) **Date of Patent:** **\*\* Aug. 7, 2012**

(54) **PRIVACY SCREEN**

(75) Inventors: **Robert G. Kopp**, Elburn, IL (US);  
**Stephen Whitehead**, Elgin, IL (US)

(73) Assignee: **Suncast Technologies, LLC**, Palm  
Beach Gardens, FL (US)

(\*\*) Term: **14 Years**

(21) Appl. No.: **29/380,707**

(22) Filed: **Dec. 9, 2010**

(51) **LOC (9) Cl.** ..... **25-02**

(52) **U.S. Cl.** ..... **D25/38.1**

(58) **Field of Classification Search** ..... D25/48.8,  
D25/58, 38.1; 256/24, 26, 25, 73  
See application file for complete search history.

(56) **References Cited**

U.S. PATENT DOCUMENTS

D463,036 S \* 9/2002 Pettitt et al. .... D25/38.1  
7,111,828 B2 \* 9/2006 Rosine et al. .... 256/24  
2007/0090334 A1 \* 4/2007 Laws et al. .... 256/24

2009/0152523 A1\* 6/2009 Erwin ..... 256/24  
\* cited by examiner

*Primary Examiner* — Doris Clark

(74) *Attorney, Agent, or Firm* — McHale & Slavin, P.A.

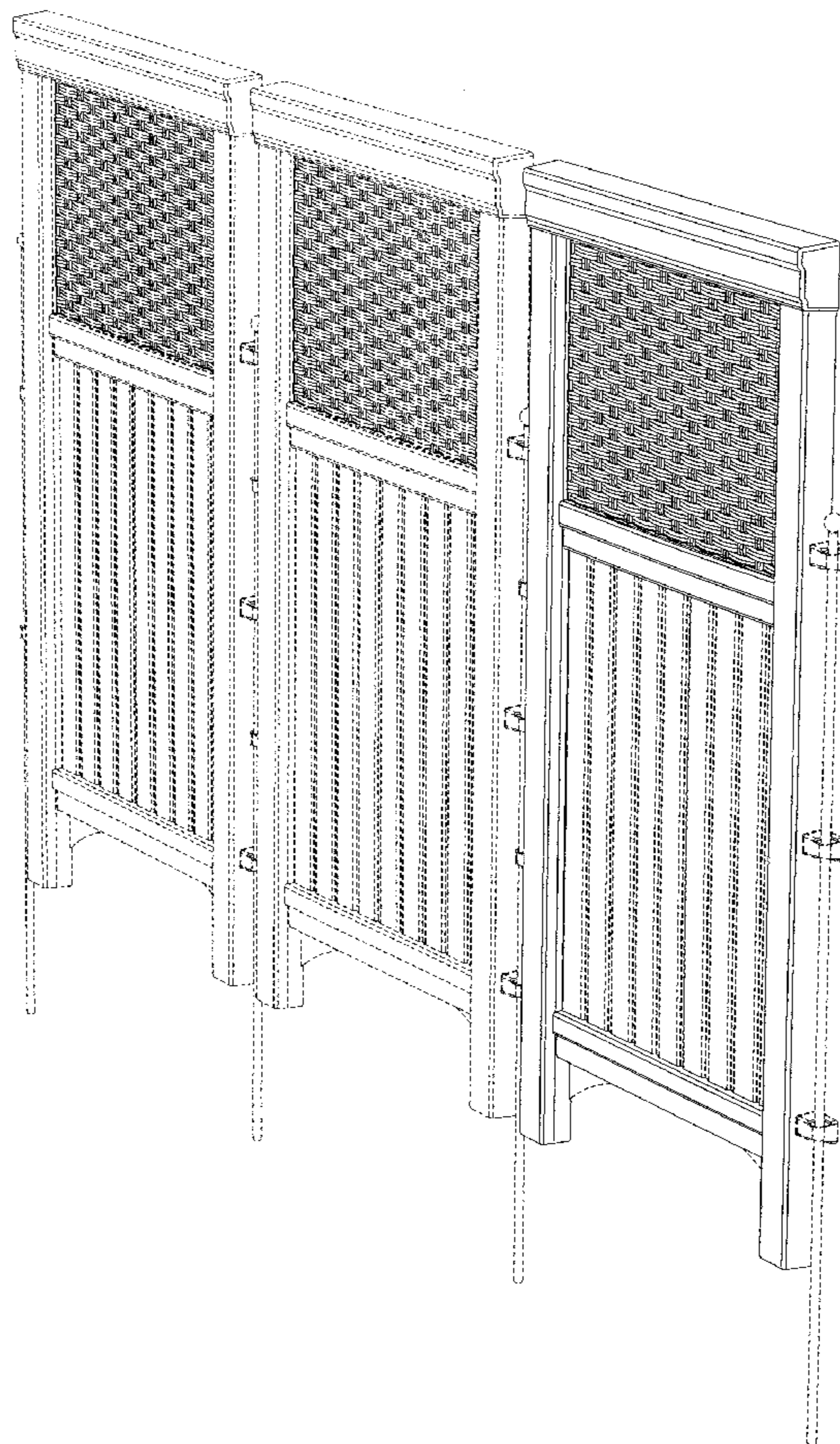
(57) **CLAIM**

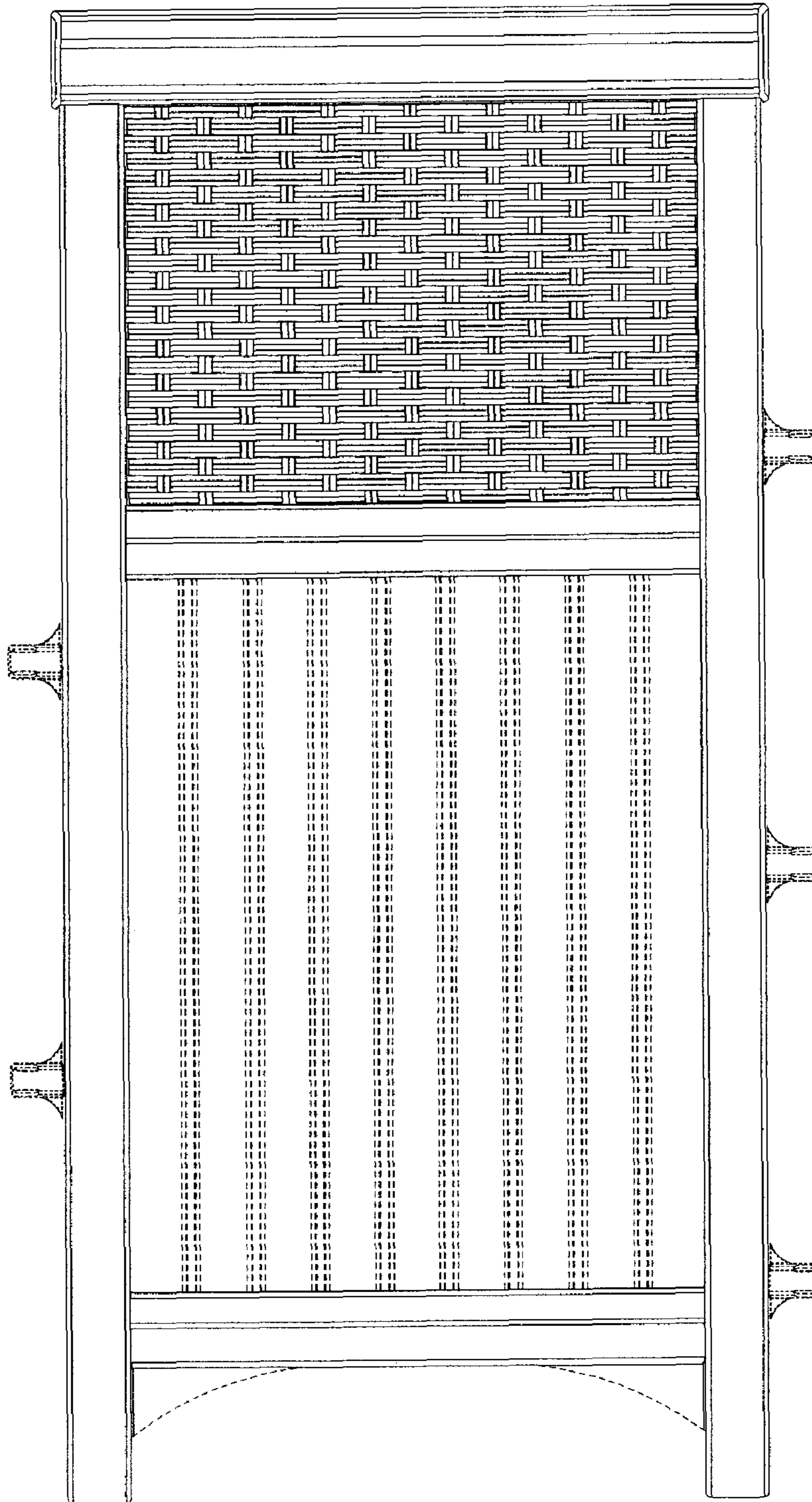
The ornamental design for a privacy screen, as shown and described.

**DESCRIPTION**

FIG. 1 is a front view of the privacy screen of the instant invention;  
FIG. 2 is a right side view thereof;  
FIG. 3 is a left side view thereof;  
FIG. 4 is a top view thereof;  
FIG. 5 is a bottom view thereof; and,  
FIG. 6 is a perspective environmental view thereof illustrating the privacy screen in combination with other privacy screens. The portions of the Figures shown in broken lines are for illustrative purposes only and form no part of the claimed design.

**1 Claim, 4 Drawing Sheets**

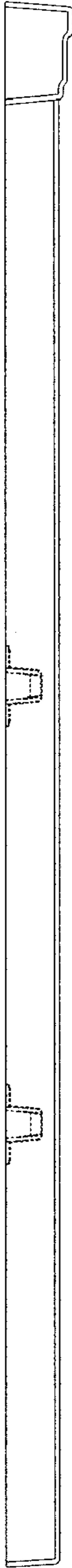





**Fig. 1**




**Fig. 2**



**Fig. 3**

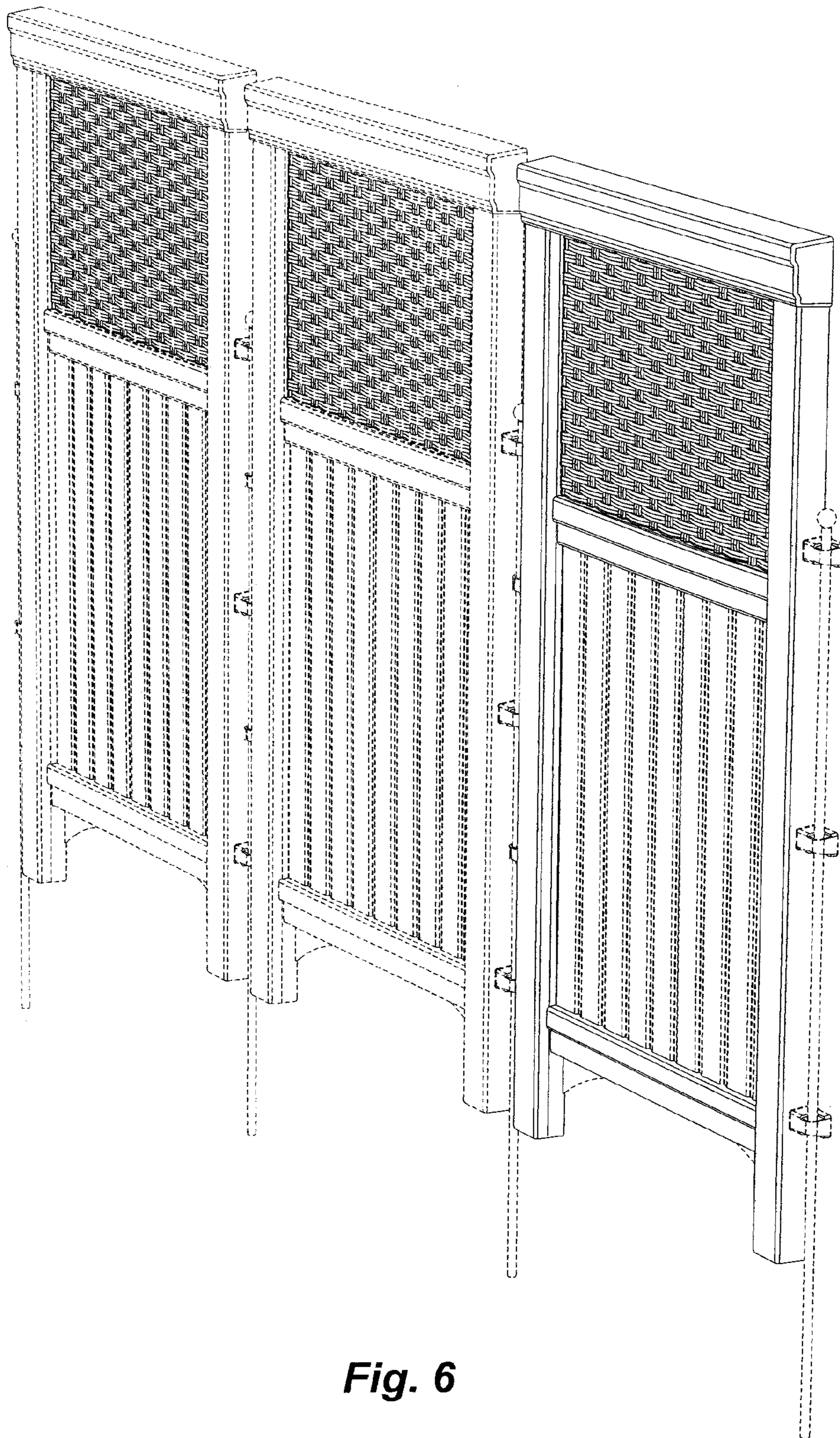


***Fig. 4***



***Fig. 5***





**Fig. 6**