



US00D665080S

(12) **United States Design Patent**
Zago

(10) **Patent No.:** **US D665,080 S**
(45) **Date of Patent:** **** Aug. 7, 2012**

(54) **CORONARY PROSTHESIS**

(75) Inventor: **Alexandre do Canto Zago**, Porto Alegre
RS (BR)

(73) Assignee: **Biocore Biotechnologia S/A**, Porto
Alegre RS (BR)

(**) Term: **14 Years**

(21) Appl. No.: **29/383,453**

(22) Filed: **Jan. 18, 2011**

(30) **Foreign Application Priority Data**

Jul. 16, 2010 (BR) D17002807-9

(51) **LOC (9) Cl.** **24-02**

(52) **U.S. Cl.** **D24/155**

(58) **Field of Classification Search** D24/155,
D24/156, 133, 152, 154, 135, 144-146, 151;
606/194, 198; 623/23.54, 23.7, 1.15, 903;
604/1.02, 103.02

See application file for complete search history.

(56) **References Cited**

U.S. PATENT DOCUMENTS

6,679,910 B1 * 1/2004 Granada 623/1.15
7,108,714 B1 * 9/2006 Becker 623/1.15

D568,476 S * 5/2008 Cottone et al. D24/155
D569,976 S * 5/2008 Raj et al. D24/155
D597,671 S * 8/2009 Cottone et al. D24/155
D622,387 S * 8/2010 Igaki D24/155
D622,388 S * 8/2010 Igaki D24/155
7,766,957 B2 * 8/2010 Moriuchi 623/1.15
D635,261 S * 3/2011 Rossi D24/155
D635,262 S * 3/2011 Rossi D24/155
7,942,922 B2 * 5/2011 Addonizio et al. 623/1.15
8,012,195 B2 * 9/2011 Jang 623/1.15
2002/0095206 A1 * 7/2002 Addonizio et al. 623/1.15
2011/0106239 A1 * 5/2011 Goto 623/1.16

* cited by examiner

Primary Examiner — Ian Simmons

Assistant Examiner — Charles Hanson

(74) *Attorney, Agent, or Firm* — Sughrue Mion, PLLC

(57) **CLAIM**

The ornamental design for a coronary prosthesis, as shown and described.

DESCRIPTION


FIG. 1 is a perspective view thereof;

FIG. 2 is a side view thereof; and,

FIG. 3 is a front view thereof.

Top, bottom and other side views are the same as the illustrated side view. The rear view is the same as the front view.

1 Claim, 2 Drawing Sheets



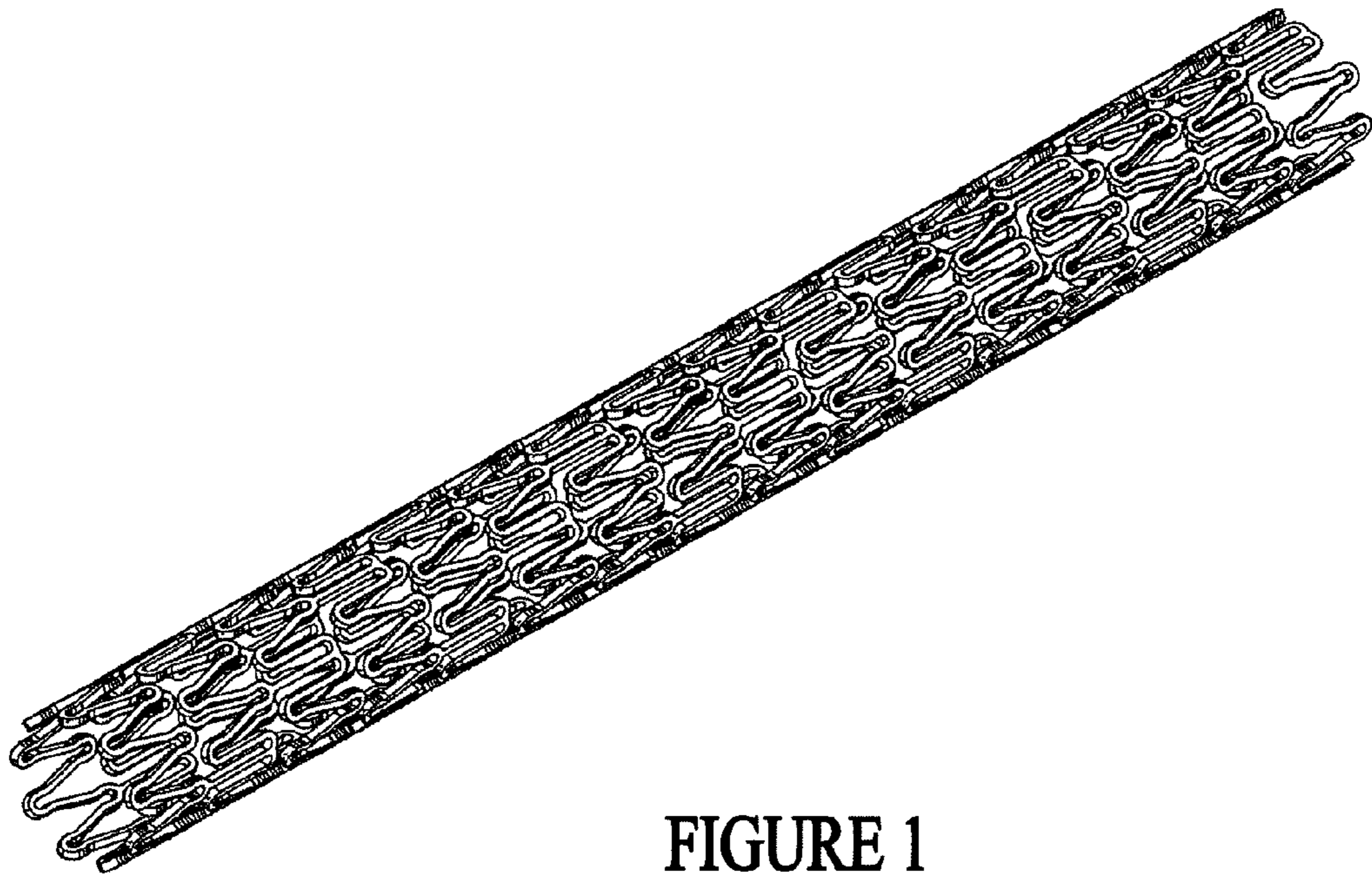


FIGURE 1



FIGURE 2

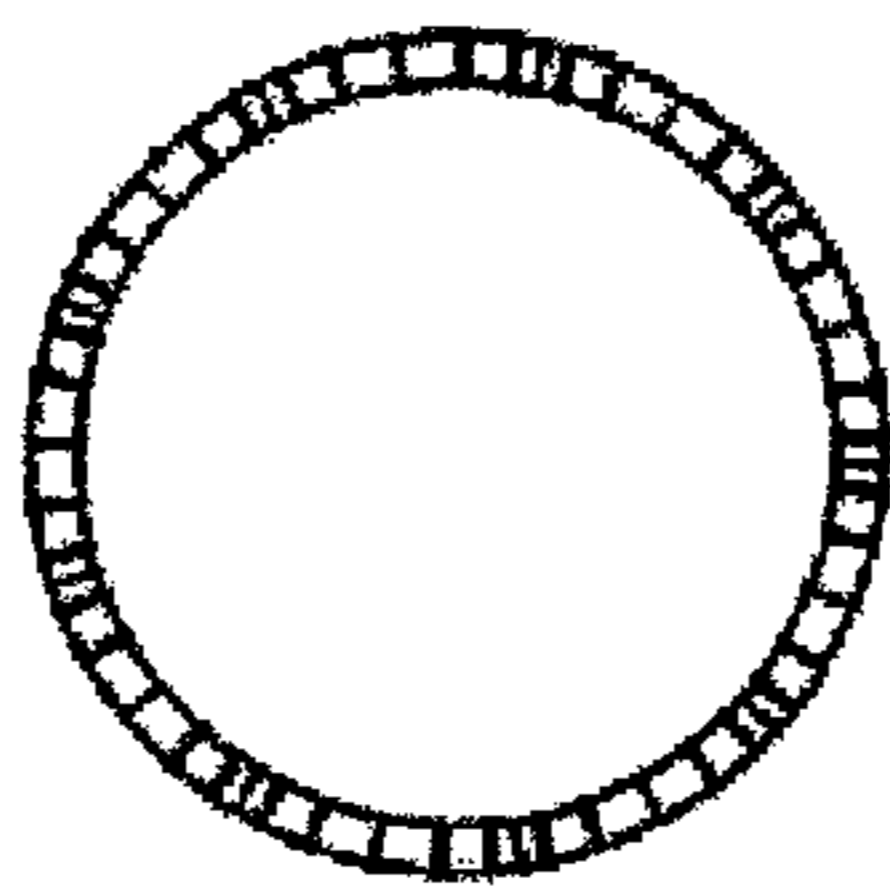


FIGURE 3