



US00D665074S

(12) **United States Design Patent**
Gebski et al.

(10) **Patent No.:** **US D665,074 S**

(45) **Date of Patent:** **** Aug. 7, 2012**

(54) **NOZZLE FOR DENTAL CLEANING INSTRUMENT**

(75) Inventors: **Edouard Gebski**, Amersfoort (NL);
Suzette Van Maanen, Utrecht (NL);
Lieven Adriaenssen, Vilvoorde (BE)

(73) Assignee: **Koninklijke Philips Electronics N.V.**,
Eindhoven (NL)

(**) Term: **14 Years**

(21) Appl. No.: **29/392,884**

(22) Filed: **May 27, 2011**

(30) **Foreign Application Priority Data**

Nov. 30, 2010 (EM) 001787656-0001

(51) **LOC (9) Cl.** **24-02**

(52) **U.S. Cl.** **D24/112; D24/152; D24/111**

(58) **Field of Classification Search** D24/112-114,
D24/152, 176, 110, 133, 186, 104, 130, 127;
433/96; 606/181, 185; 604/232, 187, 158,
604/164.08, 192, 263, 163, 181, 184, 198,
604/227

See application file for complete search history.

(56) **References Cited**

U.S. PATENT DOCUMENTS

D310,875 S *	9/1990	Hokanson	D24/176
D373,636 S *	9/1996	Martin	D24/152
D399,557 S *	10/1998	Hood et al.	D24/112
D414,867 S *	10/1999	Moriwaki et al.	D24/152
D468,429 S *	1/2003	Bareth et al.	D24/152
D557,416 S *	12/2007	Wang	D24/152
D575,402 S *	8/2008	Sandor	D24/176
D599,018 S *	8/2009	Plank et al.	D24/152
D613,865 S *	4/2010	De Charentenay	D24/152
D619,717 S *	7/2010	Toshima	D24/152
D625,819 S *	10/2010	Kagawa et al.	D24/152
D632,387 S *	2/2011	Sidhu	D24/112
D653,755 S *	2/2012	Takiguchi et al.	D24/152

* cited by examiner

Primary Examiner — David Muller

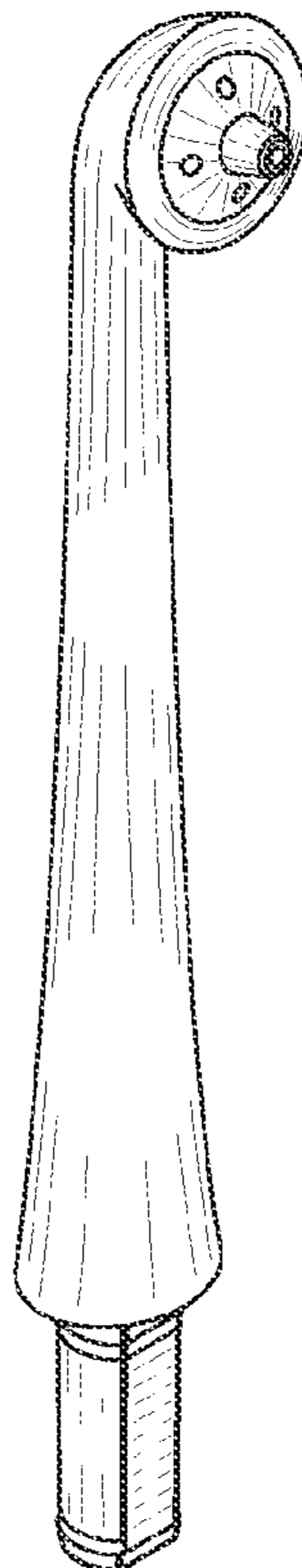
(57) **CLAIM**

The ornamental design for a nozzle for dental cleaning instrument, as shown.

DESCRIPTION

FIG. 1 is a perspective view showing my design;
FIG. 2 is a front elevational view thereof;
FIG. 3 is a rear elevational view thereof;
FIG. 4 is a right side elevational view thereof;
FIG. 5 is a left side elevational view thereof;
FIG. 6 is a top plan view thereof; and,
FIG. 7 is a bottom plan view thereof.

1 Claim, 3 Drawing Sheets



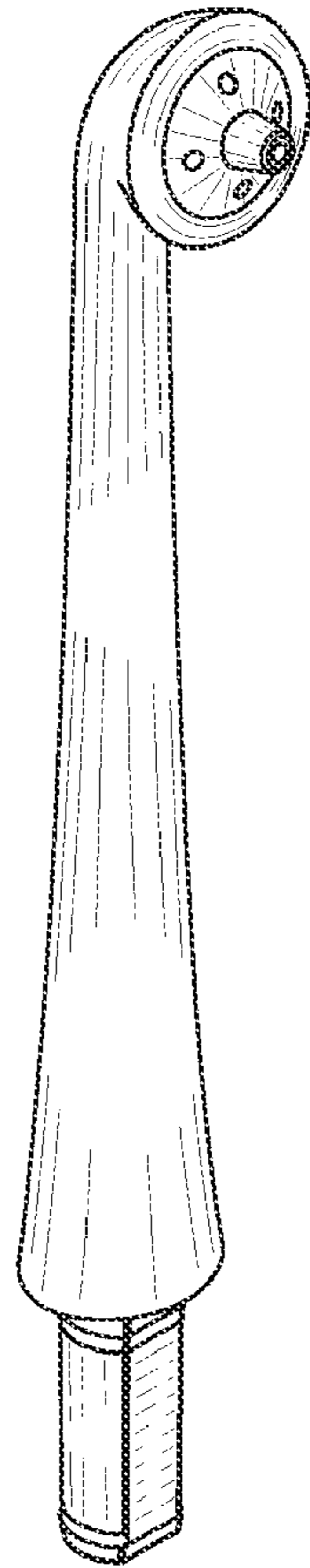


FIG. 1

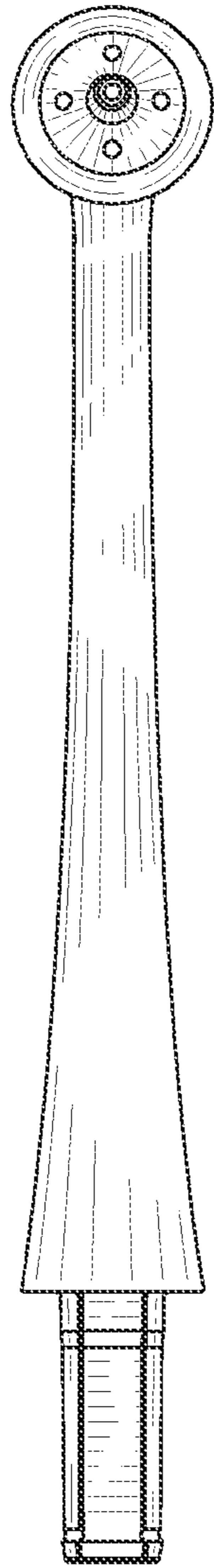


FIG. 2

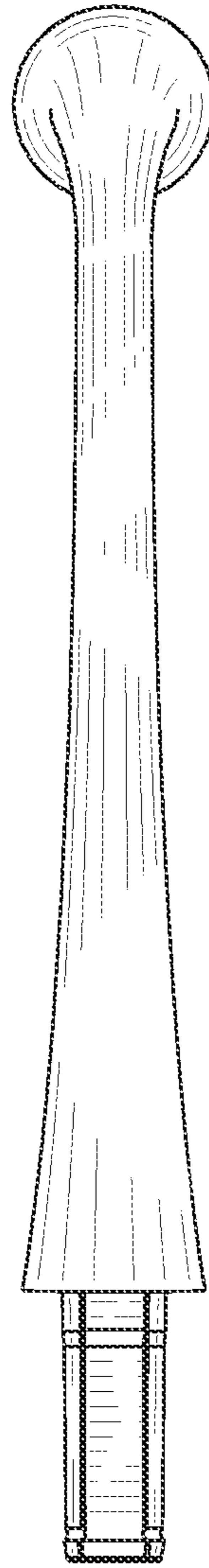


FIG. 3




FIG. 4

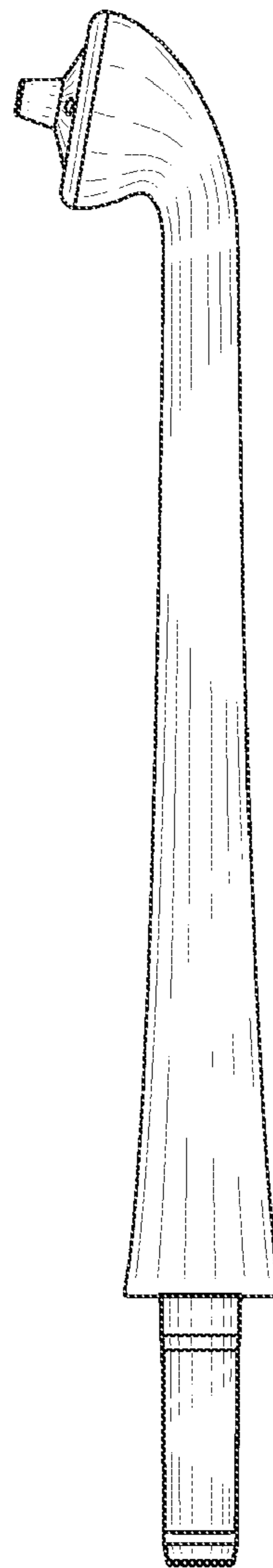


FIG. 5

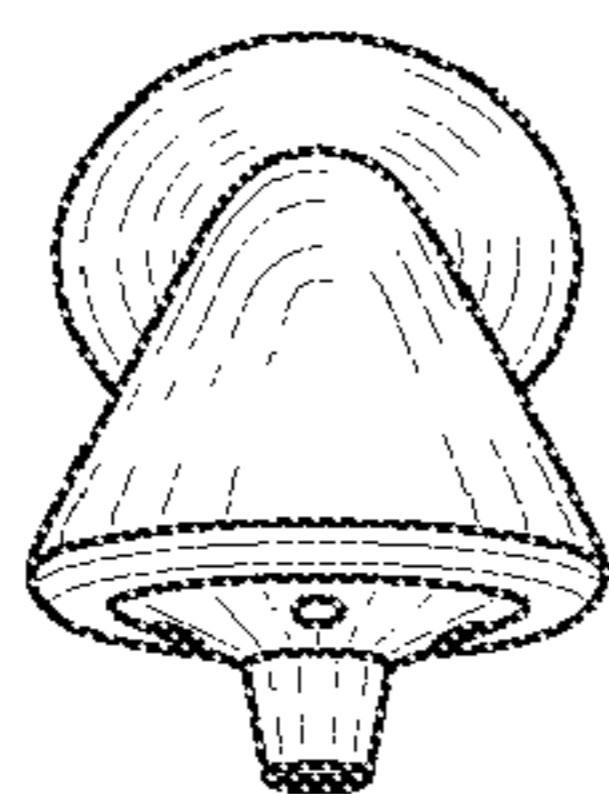


FIG. 6

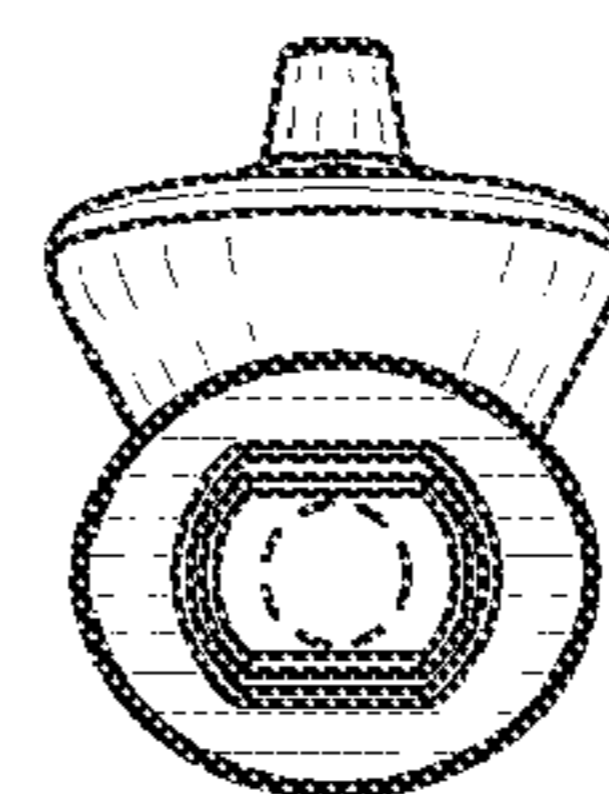


FIG. 7