



US00D665059S

(12) **United States Design Patent**  
**Madara et al.**

(10) **Patent No.:** **US D665,059 S**

(45) **Date of Patent:** **\*\* Aug. 7, 2012**

(54) **PIPE COUPLING SEGMENT**

(75) Inventors: **Scott D. Madara**, Nazareth, PA (US);  
**Charles E. Wilk, Jr.**, Slatington, PA  
(US); **Douglas R. Dole**, Whitehouse  
Station, PA (US); **Anthony J. Cuvo**,  
Coopersburg, PA (US)

(73) Assignee: **Victaulic Company**, Easton, PA (US)

(\*\*) Term: **14 Years**

(21) Appl. No.: **29/403,756**

(22) Filed: **Oct. 11, 2011**

(51) **LOC (9) Cl.** ..... **23-01**

(52) **U.S. Cl.** ..... **D23/262**

(58) **Field of Classification Search** ..... D23/259-262;  
D8/396; 239/428.5; 261/DIG. 22; 285/1,  
285/112, 179, 340, 367, 404, 53, 915; 403/291,  
403/300; 411/5, 10; 137/801

See application file for complete search history.

(56) **References Cited**

**U.S. PATENT DOCUMENTS**

D142,057	S *	8/1945	Baxter	.....	D23/265
6,626,466	B1 *	9/2003	Dole	.....	285/112
7,090,259	B2 *	8/2006	Dole	.....	285/367
7,540,540	B2 *	6/2009	Kwon et al.	.....	285/411
D616,968	S *	6/2010	Bowman et al.	.....	D23/262
D618,315	S *	6/2010	Bowman et al.	.....	D23/262
D625,788	S *	10/2010	Madara et al.	.....	D23/262
D629,083	S *	12/2010	Dole et al.	.....	D23/262
D650,889	S *	12/2011	Van Walraven	.....	D23/265
2004/0036291	A1 *	2/2004	Dole	.....	285/367

**OTHER PUBLICATIONS**

Chionchio, John A.; Pipe Coupling Segment; U.S. Appl. No. 29/403,604, filed Oct. 7, 2011, Specification and Claim (pp. 1-2), Drawings (pp. 3-6).

Chionchio, John A.; Pipe Coupling Segment; U.S. Appl. No. 29/403,749, filed Oct. 11, 2011, Specification and Claim (pp. 1-2), Drawings (pp. 3-6).

Chionchio, John A.; Pipe Coupling Segment; U.S. Appl. No. 29/403,754, filed Oct. 11, 2011, Specification and Claim (pp. 1-2), Drawings (pp. 3-6).

Chionchio, John A.; Pipe Coupling Segment; U.S. Appl. No. 29/403,759, filed Oct. 11, 2011, Specification and Claim (pp. 1-2), Drawings (pp. 3-6).

Chionchio, John A.; Pipe Coupling Segment; U.S. Appl. No. 29/403,762, filed Oct. 11, 2011, Specification and Claim (pp. 1-2), Drawings (pp. 3-6).

\* cited by examiner

*Primary Examiner* — Eric Goodman

(74) *Attorney, Agent, or Firm* — Ballard Spahr LLP

(57) **CLAIM**

We claim the ornamental design for a pipe coupling segment, as shown and described.

**DESCRIPTION**

FIG. 1 is an isometric view of our new design for a pipe coupling;

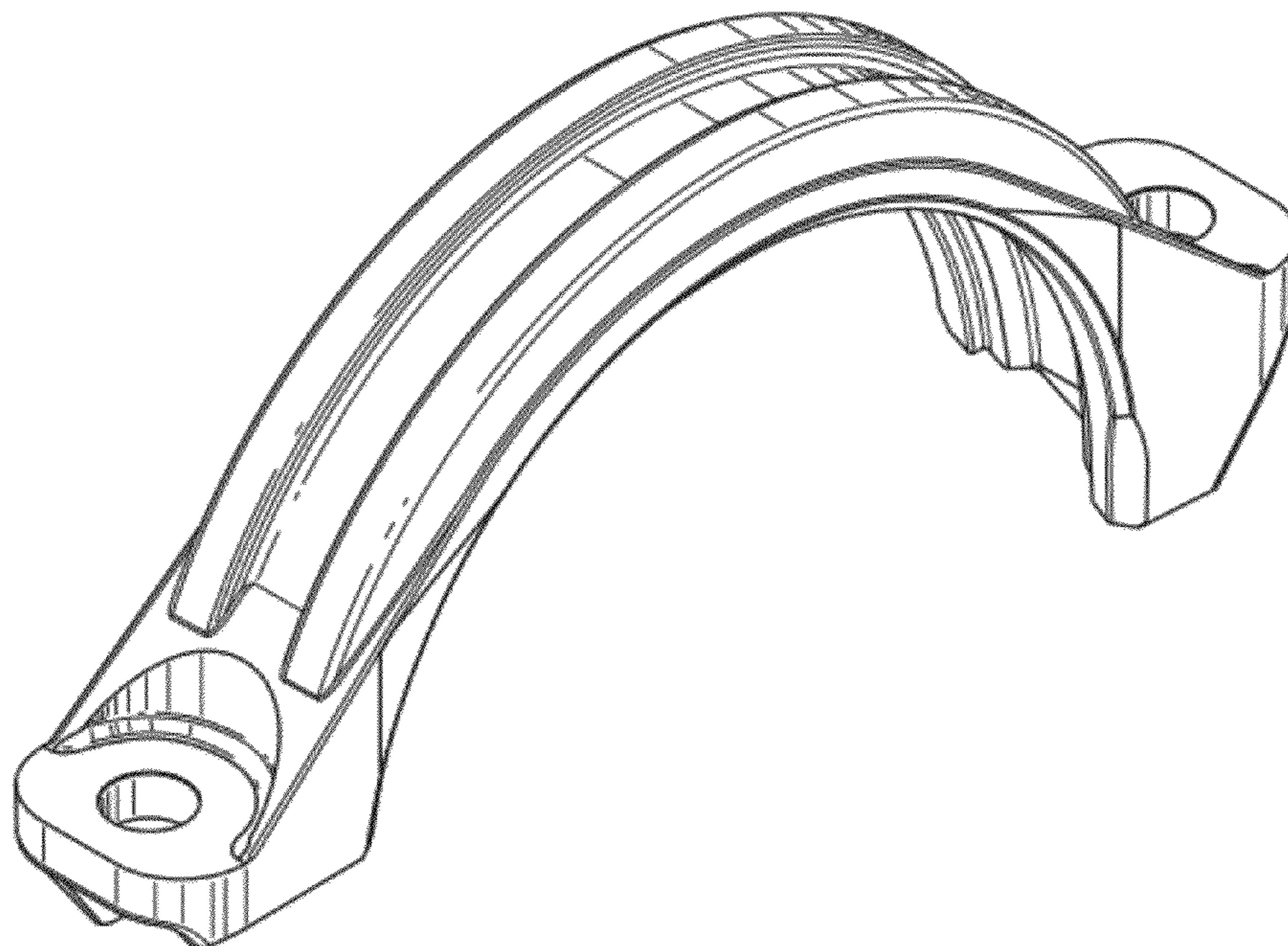
FIG. 2 is a front view of the design for the pipe coupling shown in FIG. 1, the rear view being identical;

FIG. 3 is a top view of the design for the pipe coupling shown in FIG. 1;

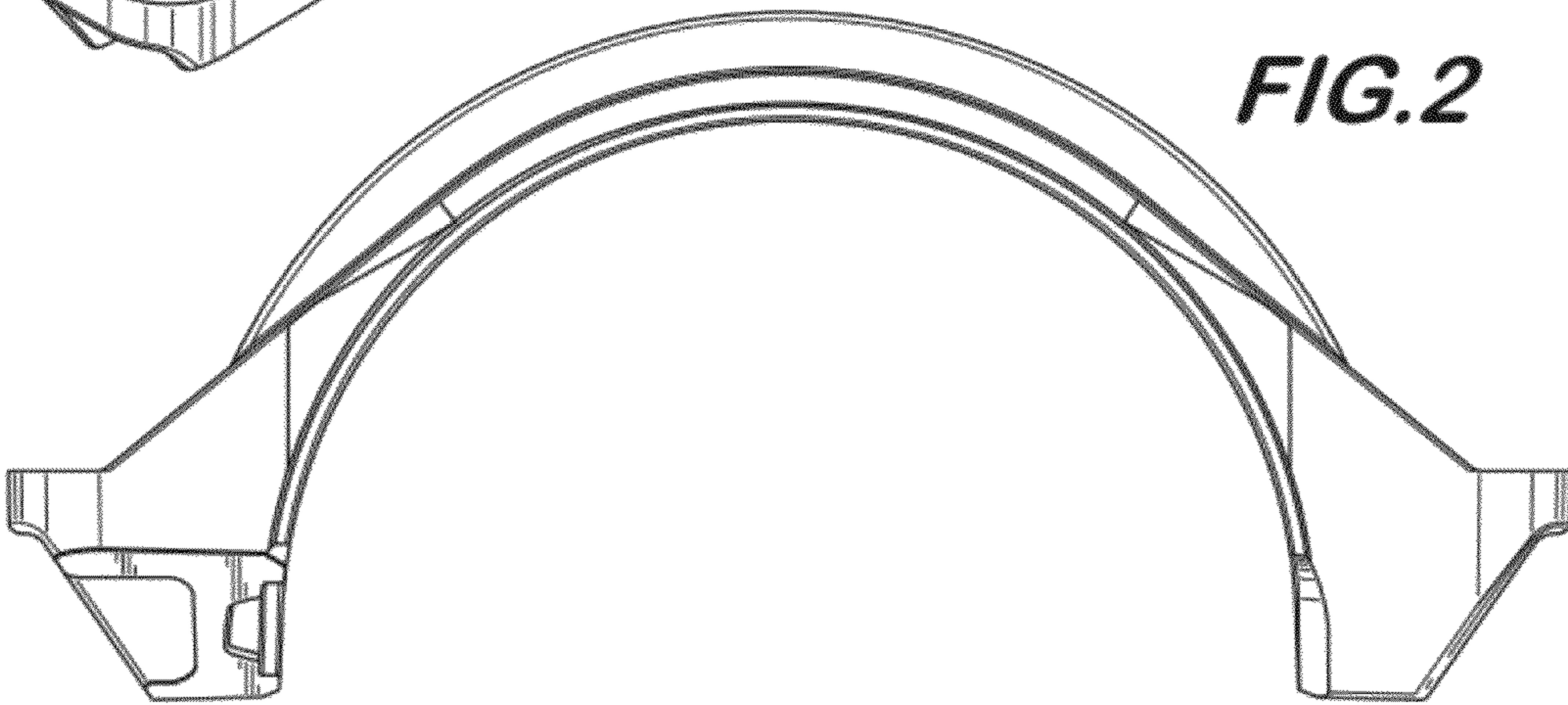
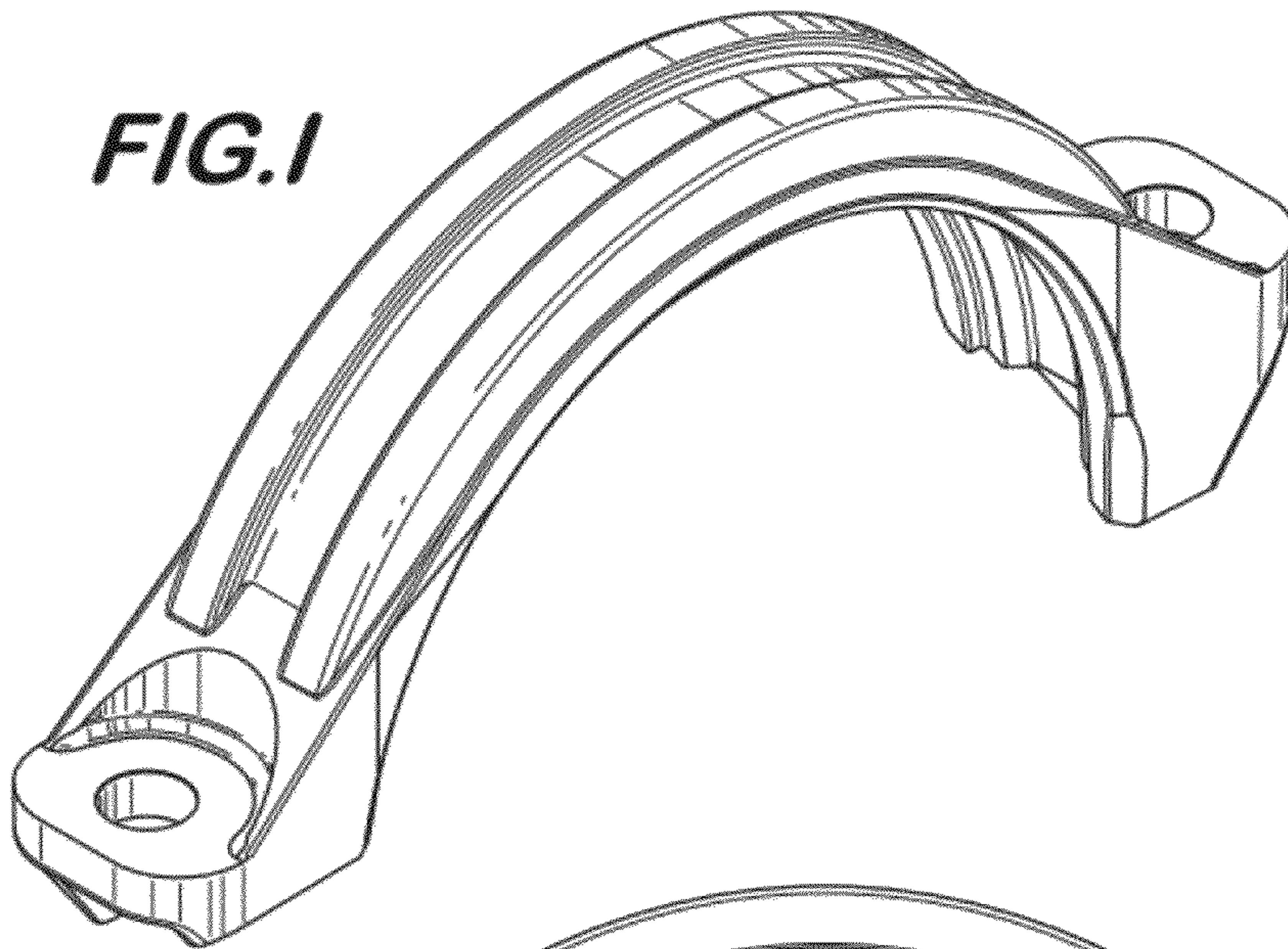
FIG. 4 is a bottom view of the design for the pipe coupling shown in FIG. 1; and,

FIG. 5 is a left side view of the design for the pipe coupling shown in FIG. 1, the right side view being identical.

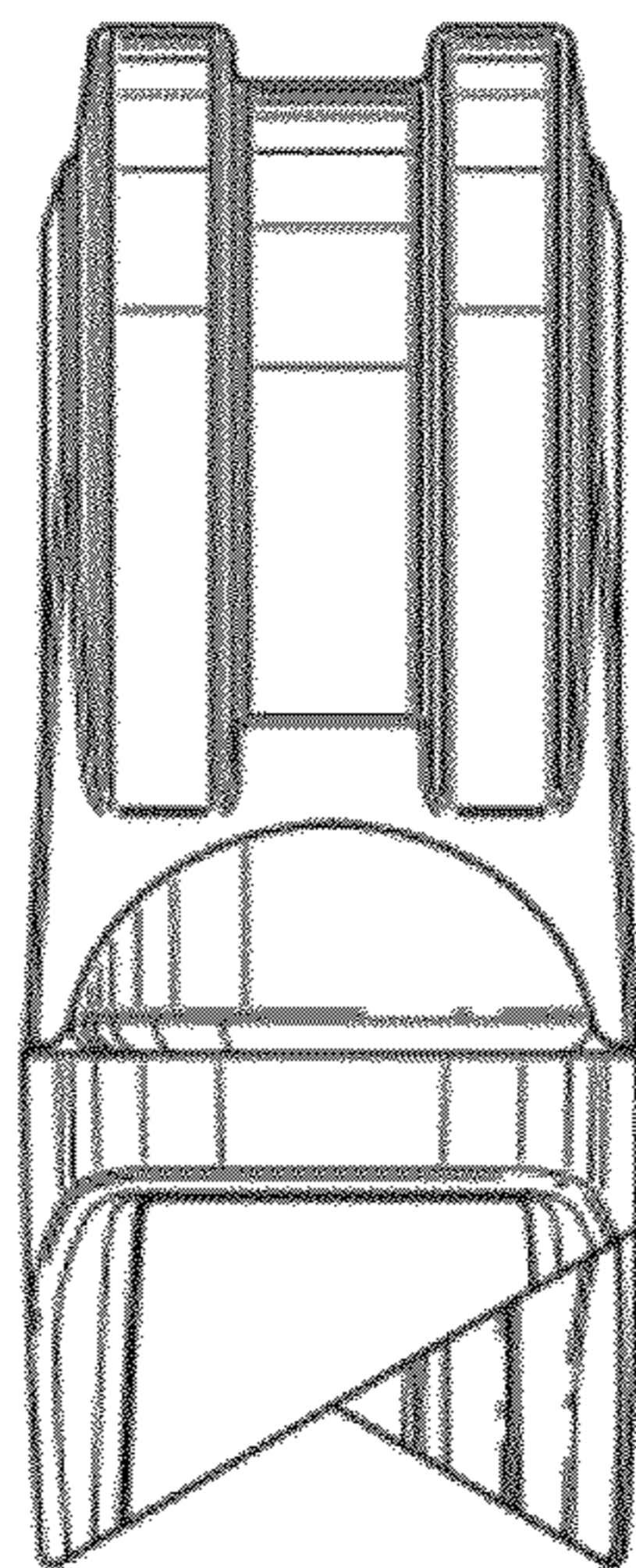

**1 Claim, 2 Drawing Sheets**







**FIG. 4**



**FIG. 5**