

US00D665040S

(12) **United States Design Patent**  
**Lowinger**

(10) **Patent No.:** **US D665,040 S**

(45) **Date of Patent:** **\*\* Aug. 7, 2012**

(54) **FOOTBALL WITH SPIRAL TAIL**

(75) Inventor: **Daniel J Lowinger**, Cranston, RI (US)

(73) Assignee: **Franklin Sports, Inc**, Stoughton, MA (US)

(\*\*) Term: **14 Years**

(21) Appl. No.: **29/397,951**

(22) Filed: **Jul. 24, 2011**

(51) **LOC (9) Cl.** ..... **21-02**

(52) **U.S. Cl.** ..... **D21/712**

(58) **Field of Classification Search** ..... D21/707-714,  
D21/465-467, 440, 445, 446, 453, 455, 458;  
D30/160; D11/141, 15, 165, 166, 168, 172;  
D12/400, 190, 191, 197, 199; 446/34, 487,  
446/490; 473/422-430, 569-614; 428/4-12,  
428/28

See application file for complete search history.

(56) **References Cited**

U.S. PATENT DOCUMENTS

4,943,066	A *	7/1990	Lathim et al. ....	473/576
D355,460	S	2/1995	Routzong et al.	
5,398,928	A	3/1995	Rudell et al.	
5,467,981	A	11/1995	Rudell et al.	
5,611,532	A	3/1997	Forrest, Sr.	
5,611,540	A *	3/1997	Williams et al. ....	473/429
D382,927	S	8/1997	McGowen et al.	
5,779,576	A	7/1998	Smith, III et al.	
D400,668	S	11/1998	Bloom	
5,853,339	A	12/1998	Scerbo	
D419,212	S	1/2000	Cooper	
D428,070	S *	7/2000	Cheng .....	D21/445

6,120,398	A	9/2000	Myers	
D442,655	S	5/2001	Schneider	
6,669,587	B2	12/2003	Kessler	
D488,514	S *	4/2004	Tabor .....	D21/445
D496,408	S *	9/2004	Kessler .....	D21/466
6,808,175	B1	10/2004	Gleeson	
D498,802	S *	11/2004	Chang .....	D21/712
6,878,422	B1 *	4/2005	Spaar .....	428/9
6,964,625	B2 *	11/2005	Murphy et al. ....	473/597
6,971,963	B2 *	12/2005	Abel .....	473/508
7,288,037	B2	10/2007	Myers	
D565,669	S *	4/2008	Sullivan .....	D21/401
D631,617	S	1/2011	Morton	

\* cited by examiner

*Primary Examiner* — Catherine Tuttle

(74) *Attorney, Agent, or Firm* — Joseph B Bowman

(57) **CLAIM**

The ornamental design for a football with spiral tail, as shown and described.

**DESCRIPTION**

FIG. 1 is a perspective view of a football with spiral tail showing my new design;

FIG. 2 is a front elevational view thereof;

FIG. 3 is a rear elevational view thereof;

FIG. 4 is a right side view thereof;

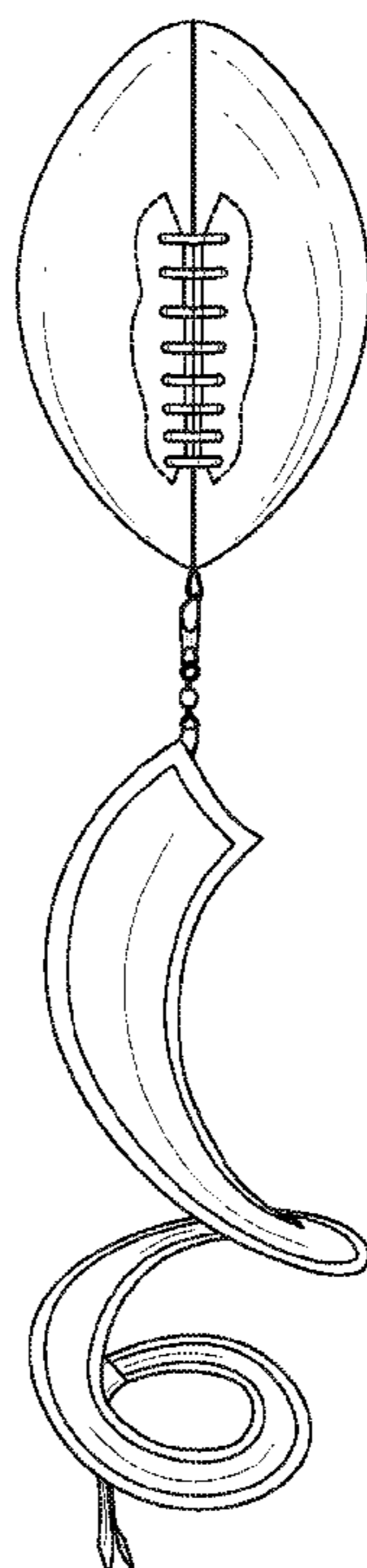
FIG. 5 is a left side view thereof;

FIG. 6 is a top plan view thereof; and,

FIG. 7 is a bottom plan view thereof.

The broken lines are included for the purpose of illustrating a feature of the football with spiral tail that forms no part of the claimed design.

**1 Claim, 6 Drawing Sheets**



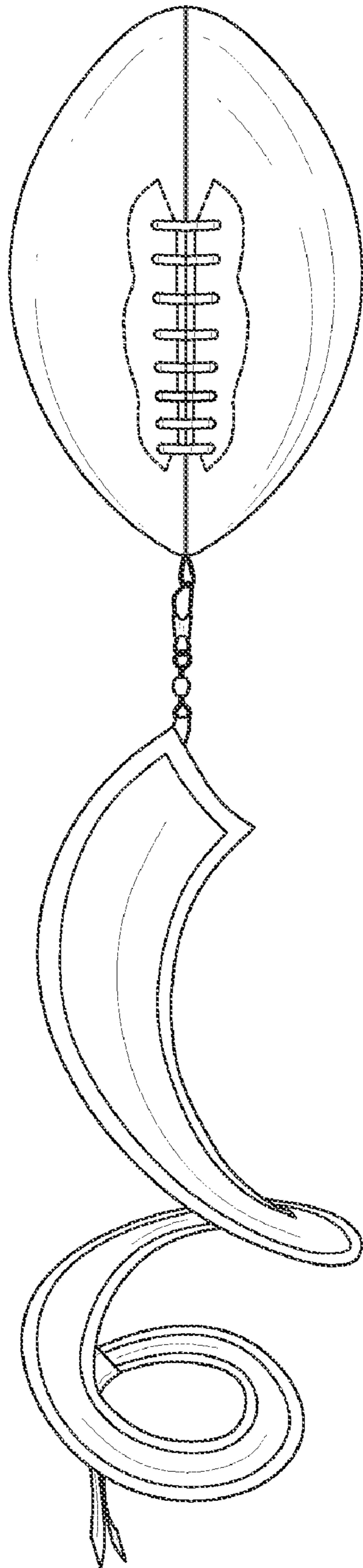


FIG. 1

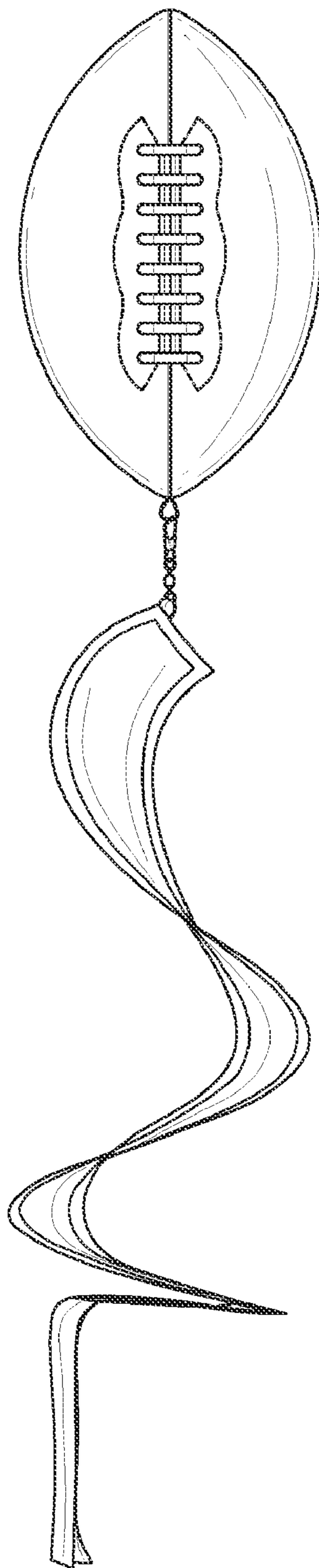


FIG. 2

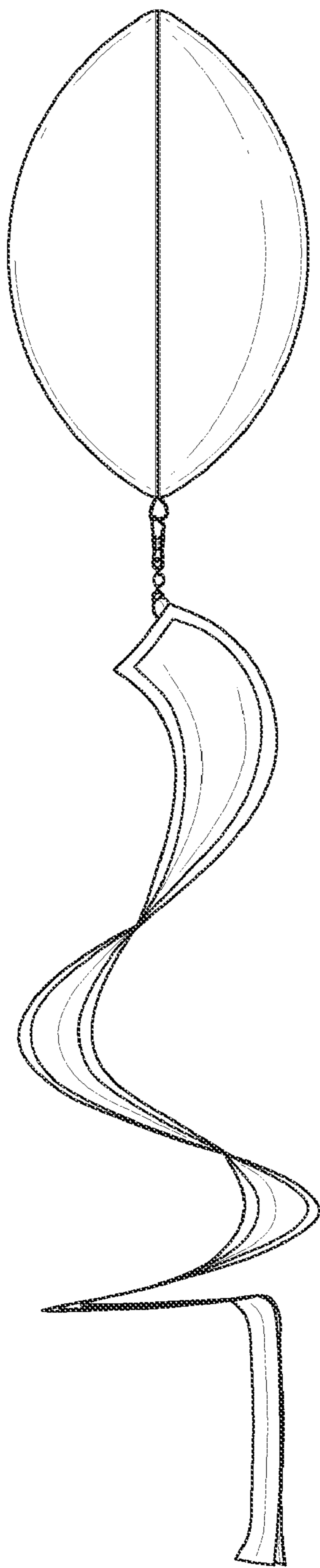


FIG. 3

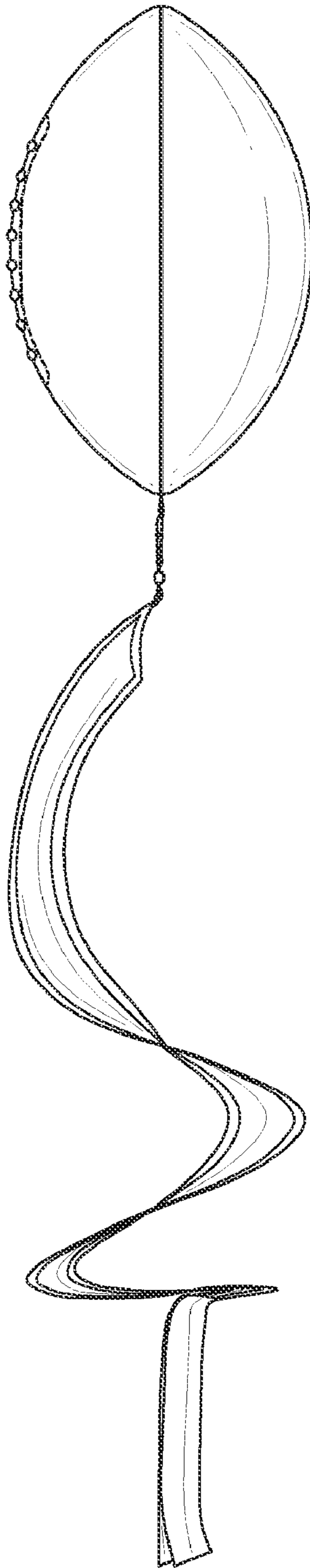


FIG. 4

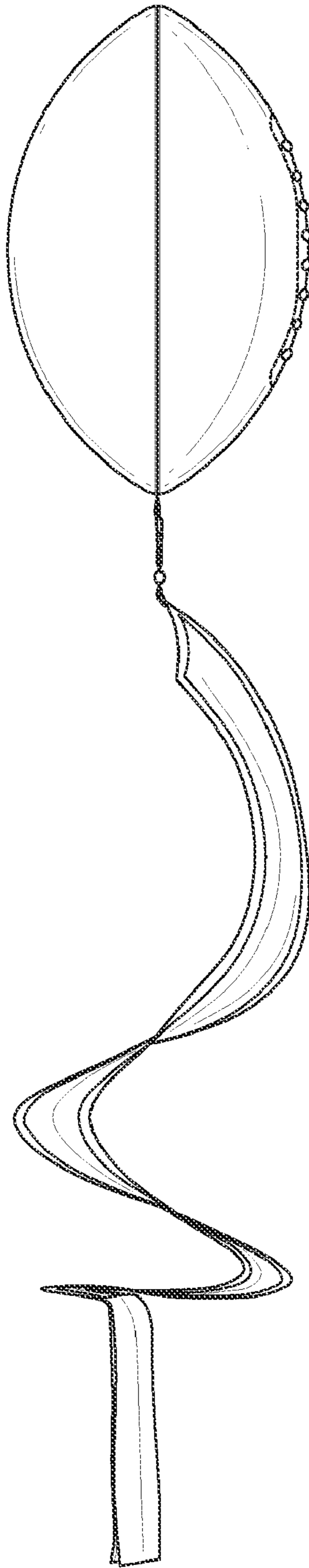


FIG. 5



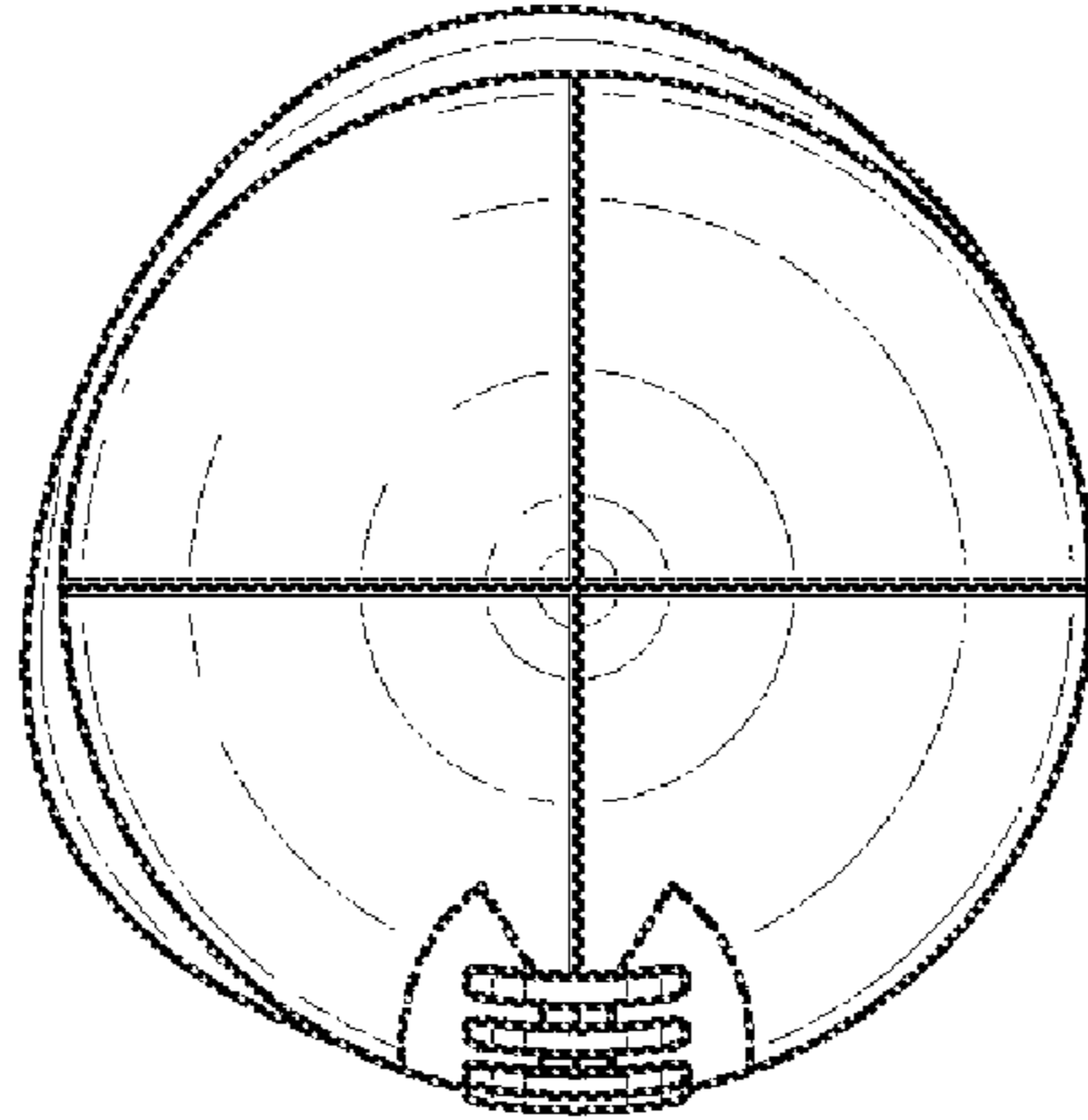


FIG. 6

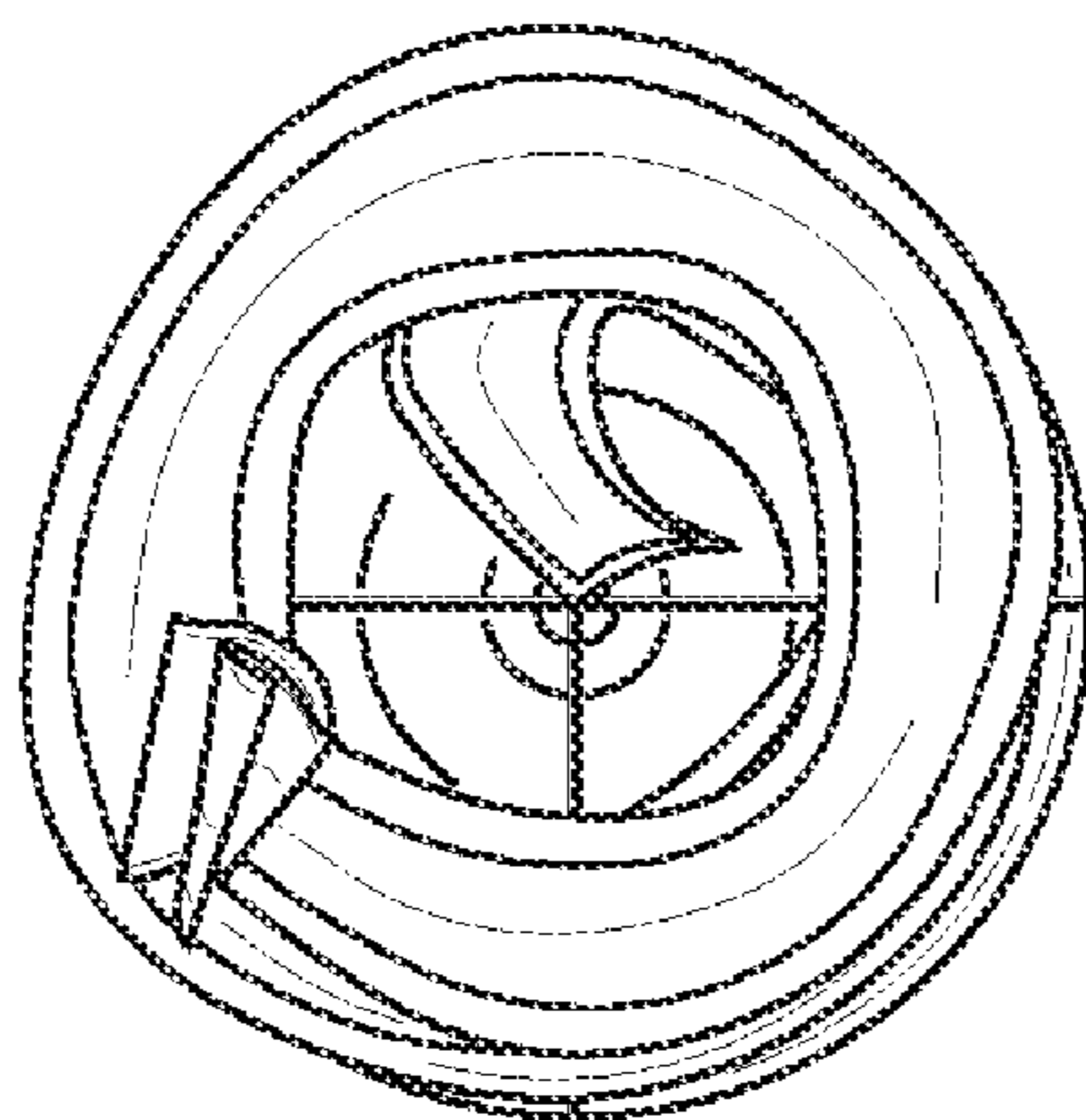


FIG. 7