



US00D665030S

(12) **United States Design Patent**  
**Podd**

(10) **Patent No.:** **US D665,030 S**  
(45) **Date of Patent:** **\*\* Aug. 7, 2012**

(54) **BACKLIT GRAPHIC DISPLAY DEVICE**  
(75) Inventor: **George O. Podd**, Lake Forest, IL (US)  
(73) Assignee: **Powerdecal, Inc.**, Lincolnwood, IL (US)  
(\*\*) Term: **14 Years**  
(21) Appl. No.: **29/373,440**

5,005,306 A 4/1991 Kinstler  
5,103,581 A \* 4/1992 Novak ..... 40/547  
5,414,948 A \* 5/1995 Kudo ..... 40/651  
5,444,930 A 8/1995 Loew  
5,516,387 A 5/1996 Hoffman  
5,566,384 A 10/1996 Chien  
5,845,987 A 12/1998 Painter  
D415,618 S \* 10/1999 Delafield ..... D6/301  
6,013,346 A 1/2000 Lewis et al.  
6,170,968 B1 1/2001 Caswell

(Continued)

(22) Filed: **Apr. 8, 2011**  
(51) **LOC (9) Cl.** ..... **20-03**  
(52) **U.S. Cl.** ..... **D20/42**  
(58) **Field of Classification Search** ..... D20/10,  
D20/13, 14, 17-19, 22, 27-29, 39-42, 99;  
40/124.01, 200, 209, 219, 446, 452, 453,  
40/538, 541, 542, 545-548, 563, 564, 570-574,  
40/580, 582, 584, 587, 618, 651, 661, 700,  
40/725, 734, 737, 757; D6/300, 308-310,  
D6/317; D10/104.1, 109.1, 109.2; D12/193;  
D14/374; D19/10, 52; 362/84, 497, 540,  
362/812; 434/422; 428/14, 68, 76  
See application file for complete search history.

Primary Examiner — Mary Ann Calabrese

(57) **CLAIM**  
The ornamental design for the backlit graphic display device,  
as shown and described.

**DESCRIPTION**

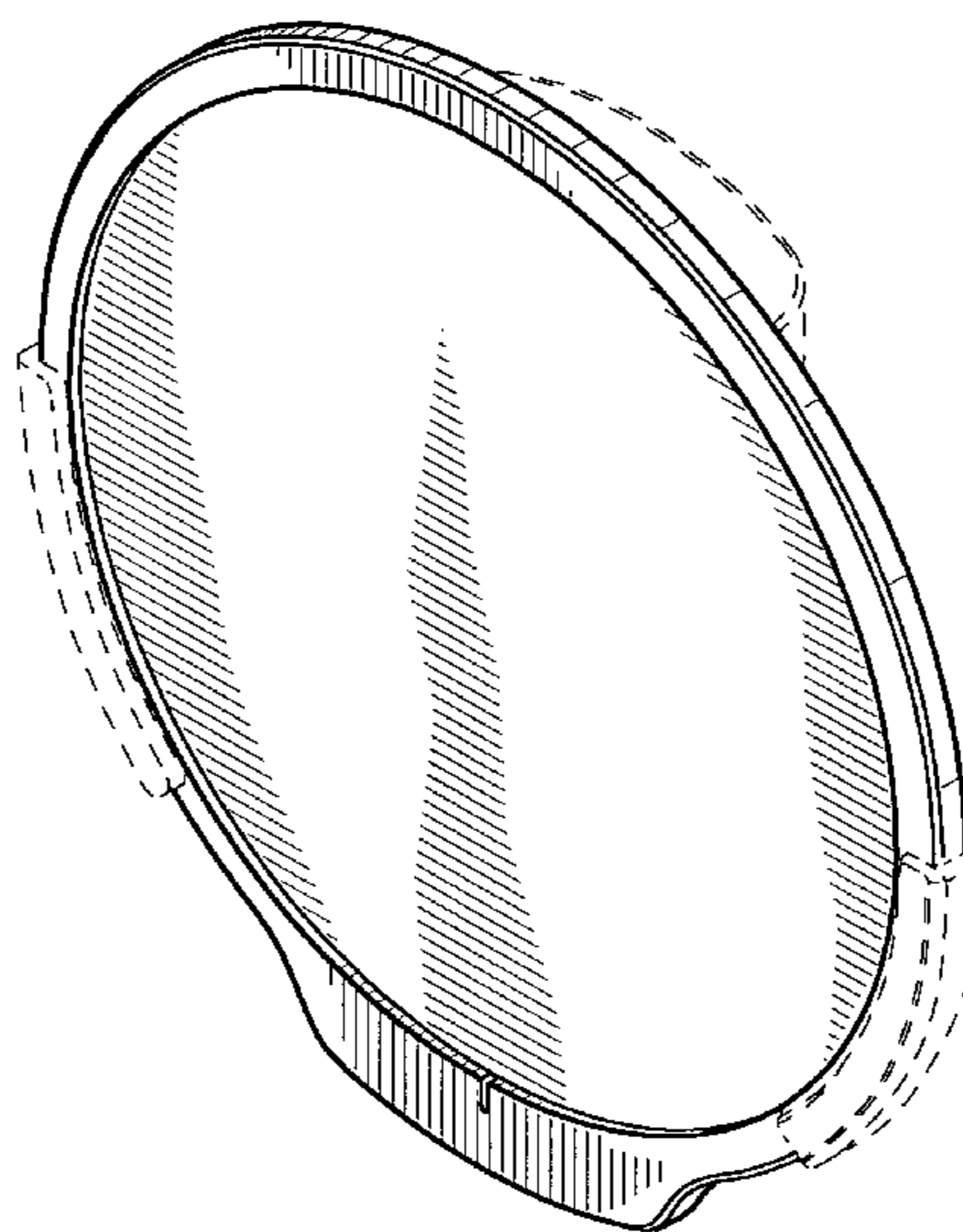
FIG. 1 is a first frontal perspective view of the backlit graphic display device;  
FIG. 2 is a front plan view of the backlit graphic display device;  
FIG. 3 is a back plan view of the backlit graphic display device;  
FIG. 4 is a first lateral edge of the backlit graphic display device;  
FIG. 5 is a second lateral edge of the backlit graphic display device;  
FIG. 6 is a first end view of the backlit graphic display device;  
FIG. 7 is a second end view of the backlit graphic display device; and,  
FIG. 8 is a second frontal perspective view of the backlit graphic display device shown in a condition of use.  
The broken lines showing the window in FIG. 8 represent the environment and form no part of the claimed design. All other broken lines in the drawing views are included for the purpose of illustrating portions of the backlit graphic display device that form no part of the claimed design.

(56) **References Cited**

U.S. PATENT DOCUMENTS

478,204 A \* 7/1892 McGimsey ..... 40/580  
1,126,468 A \* 1/1915 Hochendoner ..... 40/757  
1,586,242 A \* 5/1926 McPherson ..... 362/540  
1,705,422 A \* 3/1929 Seward et al. .... 40/587  
1,784,970 A \* 12/1930 Melton ..... 40/725  
2,156,833 A \* 5/1939 Bangs ..... 40/618  
D162,354 S \* 3/1951 Smith ..... D20/10  
3,517,245 A 6/1970 Dickson, Jr. et al.  
4,138,620 A 2/1979 Dickson  
4,420,898 A 12/1983 Moses  
4,443,832 A 4/1984 Kanamori et al.  
4,466,208 A 8/1984 Logan, Jr. et al.  
4,494,326 A 1/1985 Kanamori  
4,603,065 A 7/1986 Mori et al.  
4,645,970 A 2/1987 Murphy  
4,914,348 A 4/1990 Kameyama et al.

**1 Claim, 5 Drawing Sheets**



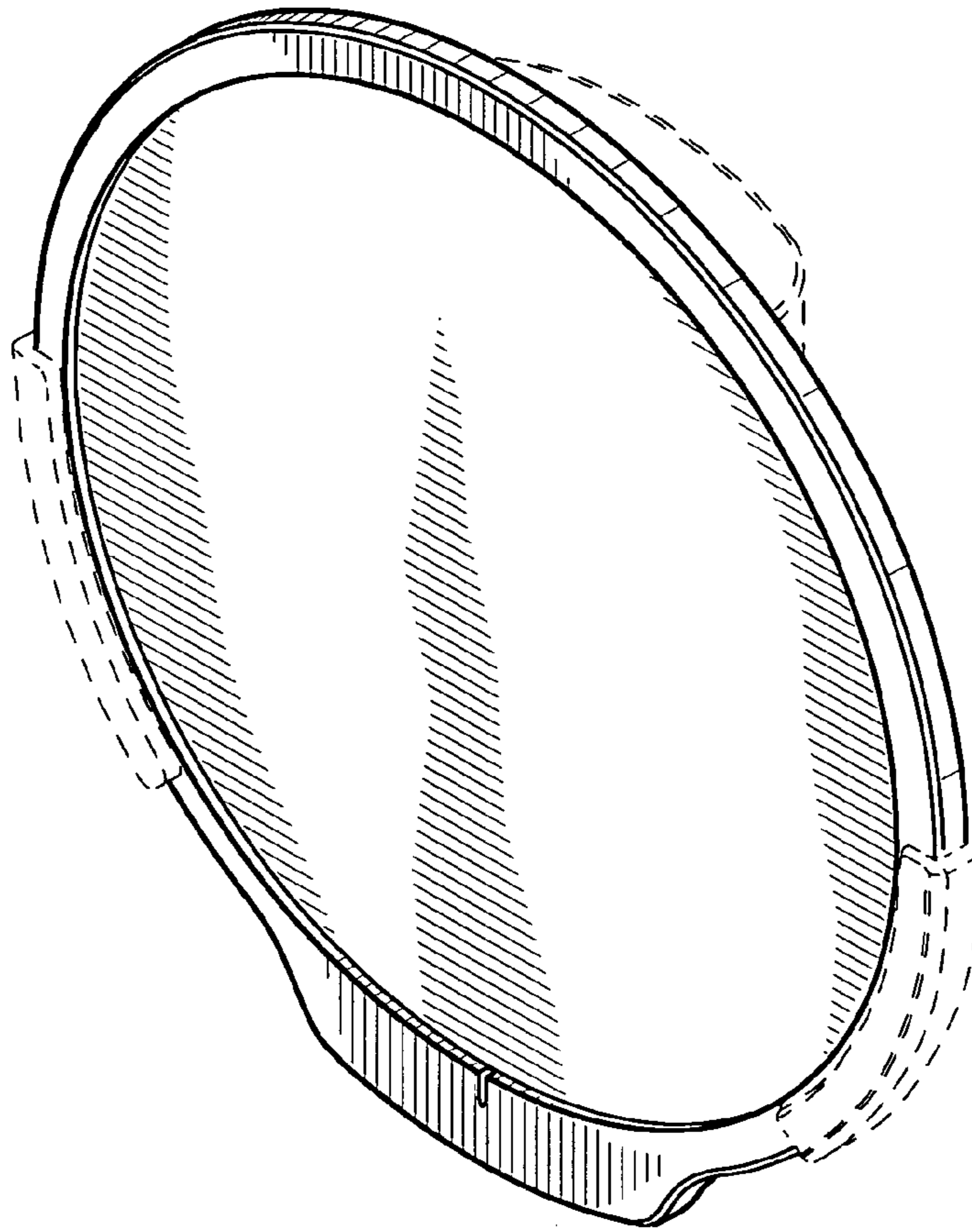
# US D665,030 S

Page 2

---

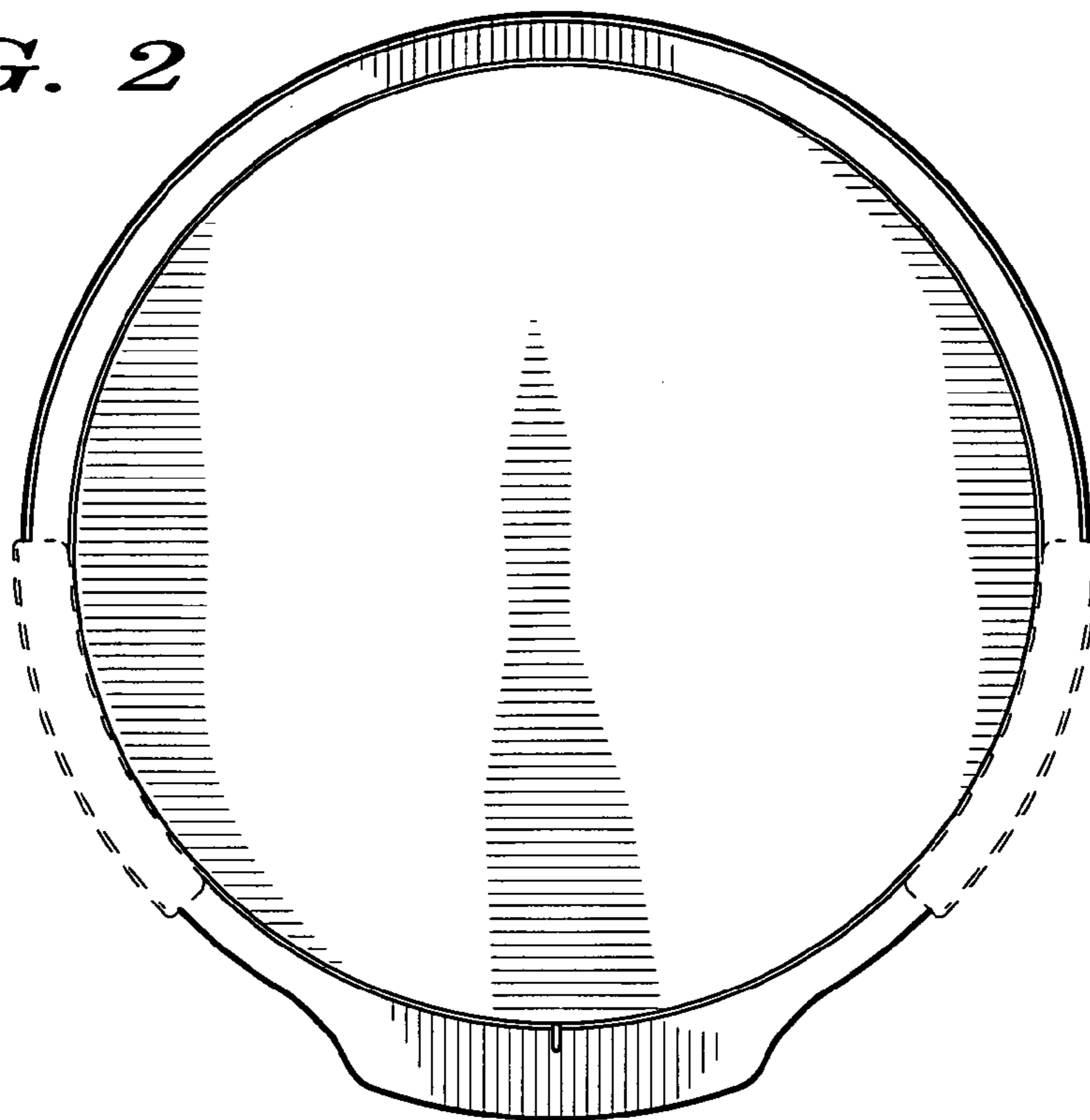
U.S. PATENT DOCUMENTS			
6,205,690	B1	3/2001	Heropoulos et al.
6,216,373	B1	4/2001	Liao
D459,094	S *	6/2002	Stone et al. .... D6/309
D461,847	S *	8/2002	Phelps et al. .... D20/17
6,430,854	B1	8/2002	Szentgyorgyi et al.
D477,367	S *	7/2003	Gaines et al. .... D20/17
6,604,834	B2	8/2003	Kalana
6,624,570	B1	9/2003	Nishio et al.
6,640,474	B2	11/2003	Knoerzer et al.
D519,161	S *	4/2006	Miller .... D20/43
7,065,909	B2	6/2006	Snyder
D580,184	S *	11/2008	Svensen et al. .... D6/309
7,472,506	B2 *	1/2009	Lapointe .... 40/541
7,883,253	B2	2/2011	Wang
2001/0018809	A1	9/2001	Heropoulos et al.
2005/0091890	A1	5/2005	Snyder
2005/0164789	A1	7/2005	Nakamura et al.
2006/0103638	A1	5/2006	Podd
2008/0285219	A1	11/2008	Podd et al.
2009/0033648	A1	2/2009	Podd et al.

\* cited by examiner

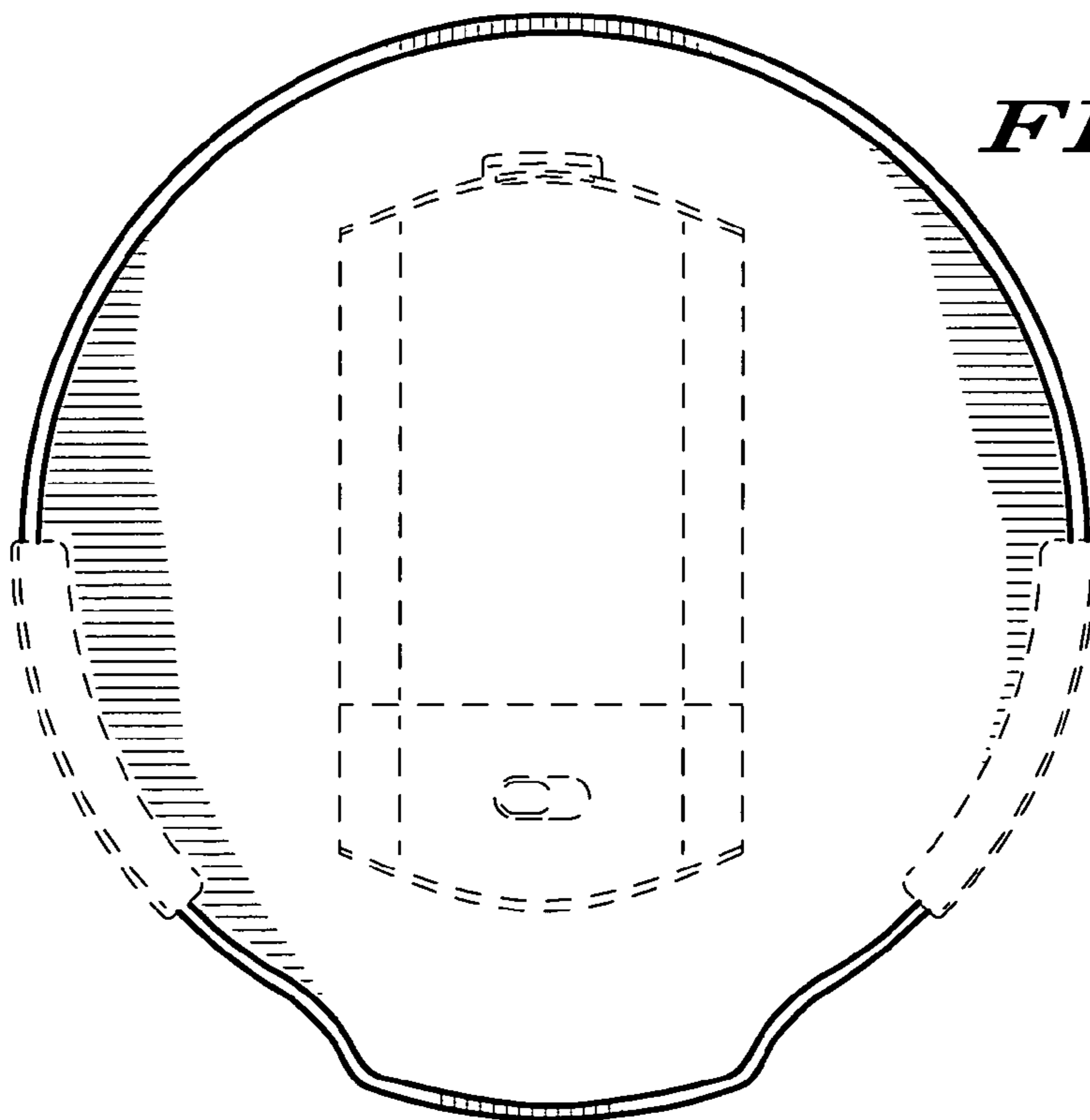


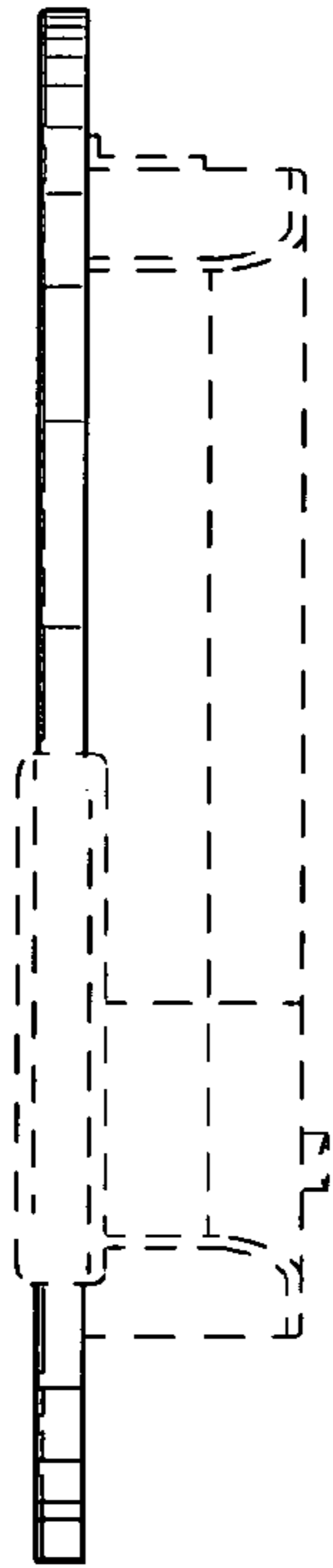
*FIG. 1*

*FIG. 2*

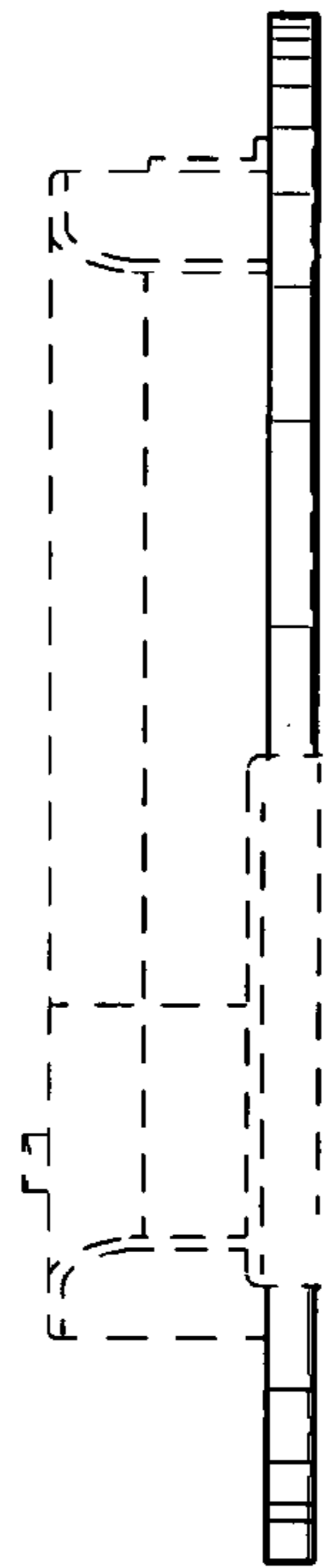


*FIG. 3*



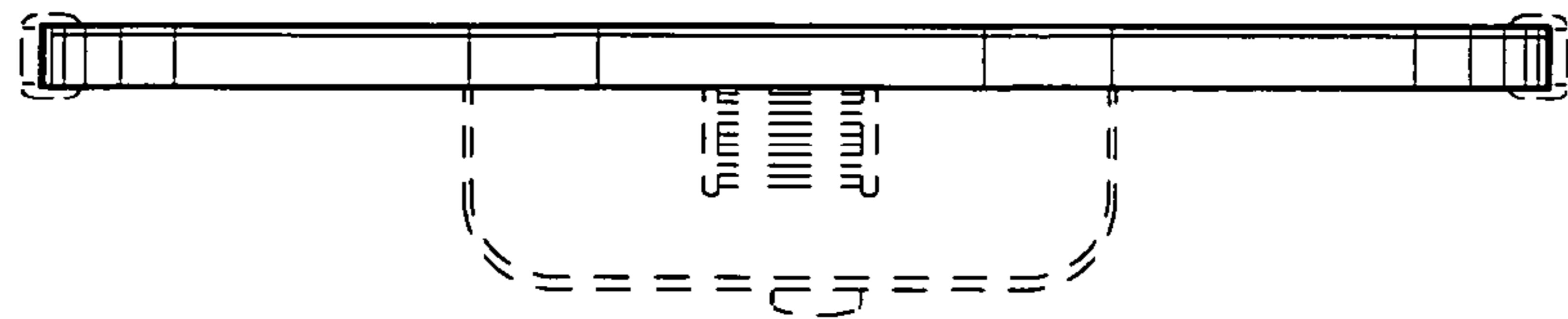
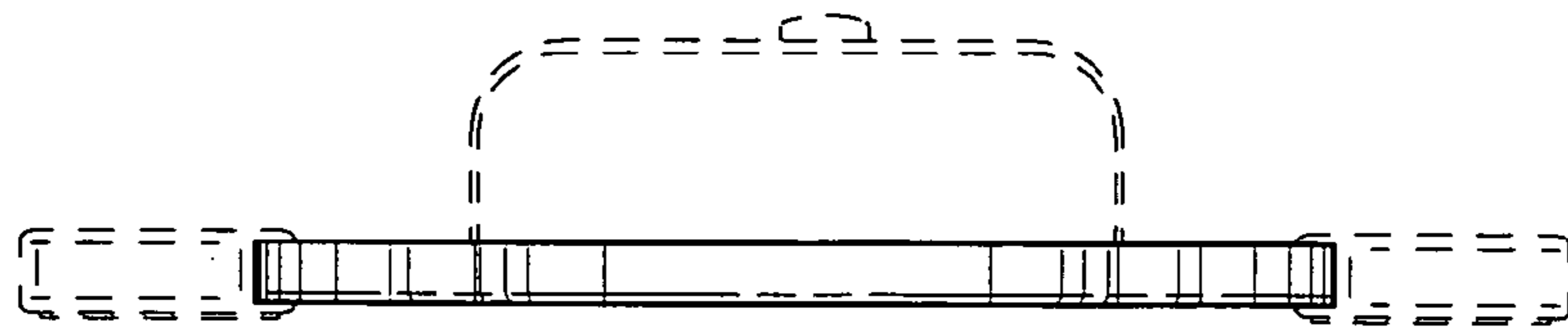


**FIG. 4**

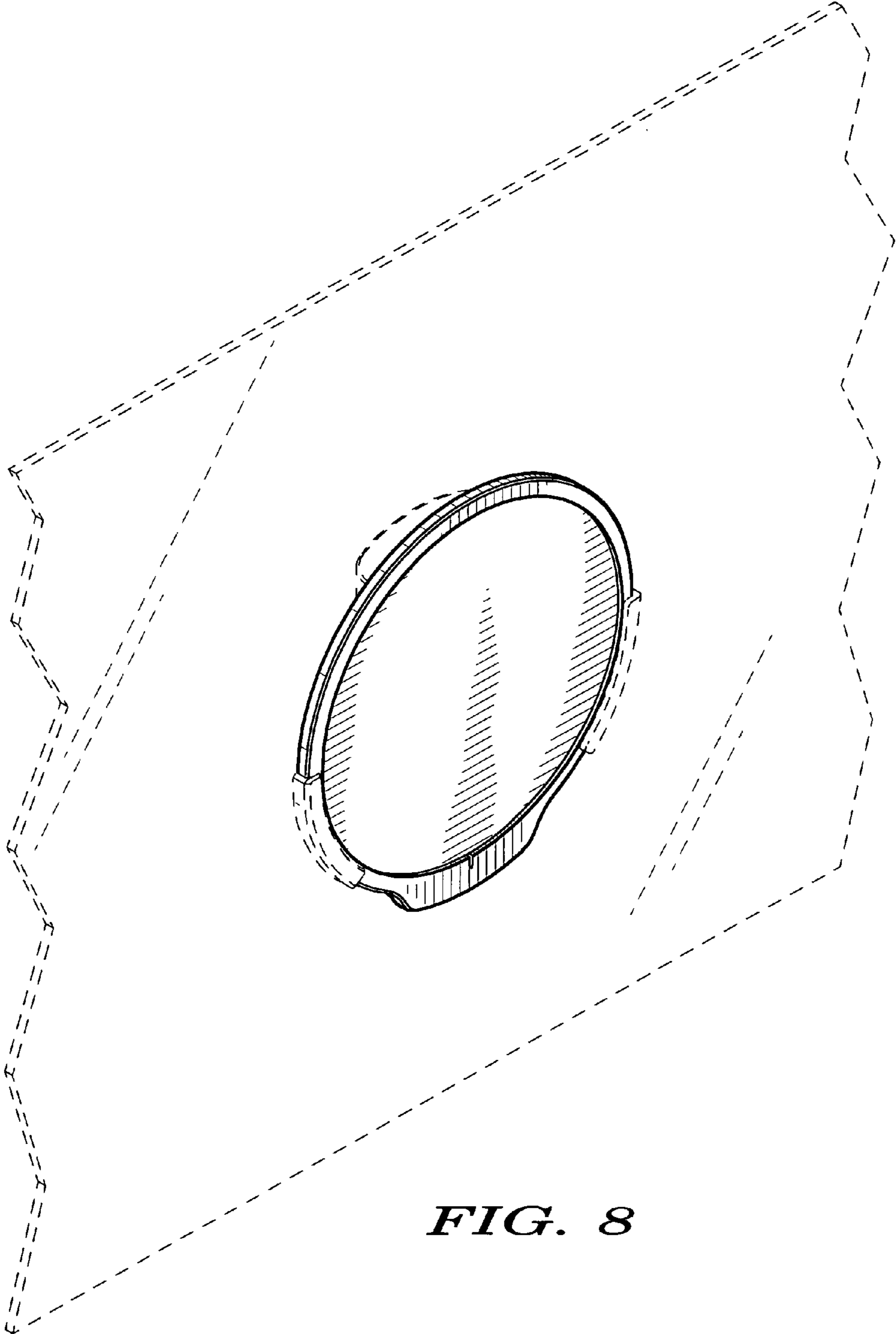


**FIG. 5**

*FIG. 6*



*FIG. 7*



**FIG. 8**