



US00D665024S

(12) **United States Design Patent**
Shimizu

(10) **Patent No.:** **US D665,024 S**

(45) **Date of Patent:** **** Aug. 7, 2012**

(54) **MECHANICAL PENCIL**

(75) Inventor: **Kazuhisa Shimizu**, Tokyo (JP)

(73) Assignee: **Pentel Kabushiki Kaisha** (JP)

(**) Term: **14 Years**

(21) Appl. No.: **29/373,469**

(22) Filed: **Apr. 13, 2011**

(30) **Foreign Application Priority Data**

Oct. 14, 2010 (JP) D2010-024621

(51) **LOC (9) Cl.** **19-06**

(52) **U.S. Cl.** **D19/48**

(58) **Field of Classification Search** D19/35,
D19/36, 41-51, 54-58; 24/11 R, 11 F, 11 P;
401/52, 99, 100-109, 192, 195, 196; D14/411
See application file for complete search history.

(56) **References Cited**

U.S. PATENT DOCUMENTS

D106,789 S *	11/1937	Gade	D19/46
D283,901 S *	5/1986	Horntrich	D19/50
D306,458 S *	3/1990	Lecce	D19/48
D312,837 S *	12/1990	Oka	D19/51
D334,407 S *	3/1993	Petterson	D19/49
D404,765 S *	1/1999	Izushima et al.	D19/51
D406,277 S *	3/1999	Lecce	D19/48
D416,940 S *	11/1999	Ito	D19/48

D436,624 S *	1/2001	Zier	D19/48
D444,499 S *	7/2001	Nakazawa	D19/49
D450,769 S *	11/2001	Nishida	D19/49
D513,766 S *	1/2006	Cetera	D19/36
D543,586 S *	5/2007	Cetera	D19/48
D546,884 S *	7/2007	Ternovits	D19/51
D555,728 S *	11/2007	Satoh	D19/50
D626,996 S *	11/2010	Leibeck	D19/48
D648,789 S *	11/2011	Shibata	D19/48
D652,080 S *	1/2012	Shibata	D19/48
2006/0239761 A1 *	10/2006	Cetera	401/258

* cited by examiner

Primary Examiner — Elizabeth Albert

(74) *Attorney, Agent, or Firm* — Adams & Wilks

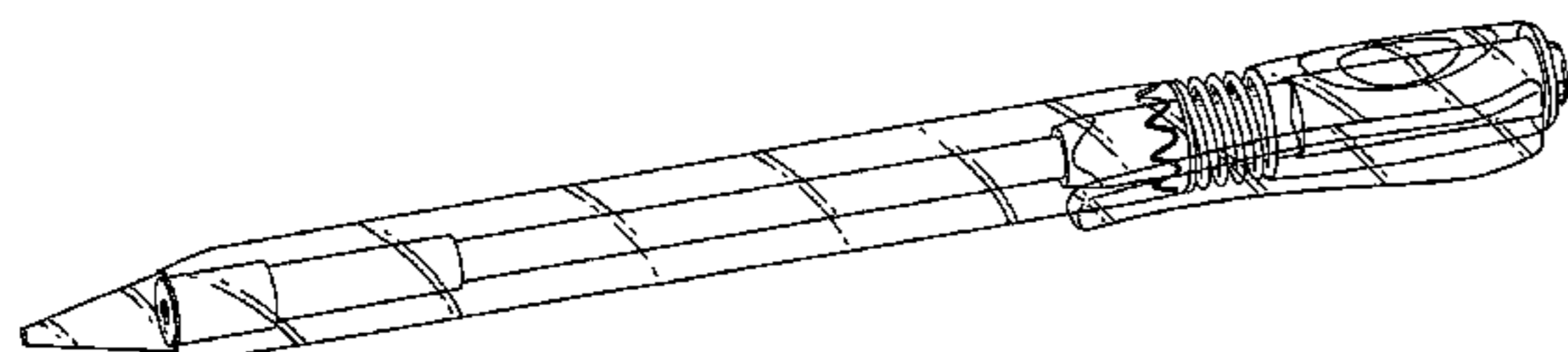
(57) **CLAIM**

The ornamental design for a mechanical pencil, as shown and described.

DESCRIPTION

FIG. 1 is a perspective view of the front, top and left side of a mechanical pencil showing my new design;
FIG. 2 is a front view thereof;
FIG. 3 is a rear view thereof;
FIG. 4 is a top view thereof;
FIG. 5 is a bottom view thereof;
FIG. 6 is a right side view thereof; and,
FIG. 7 is a left side view thereof.

1 Claim, 2 Drawing Sheets



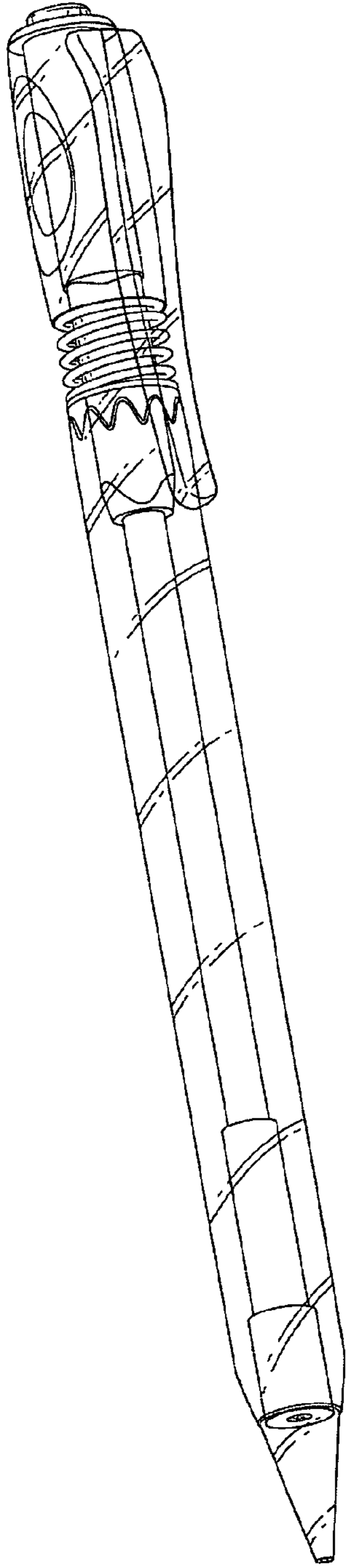


FIG. 1

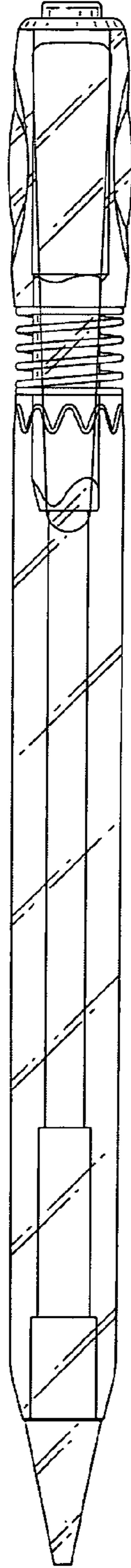


FIG. 2

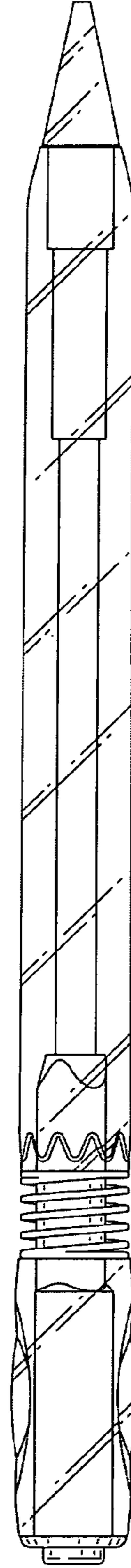


FIG. 3

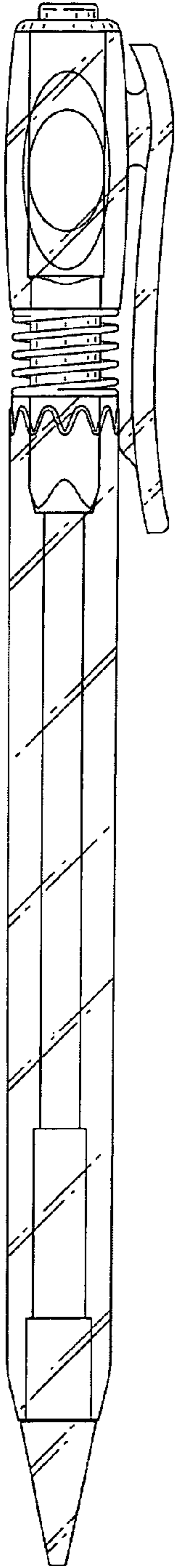


FIG. 4

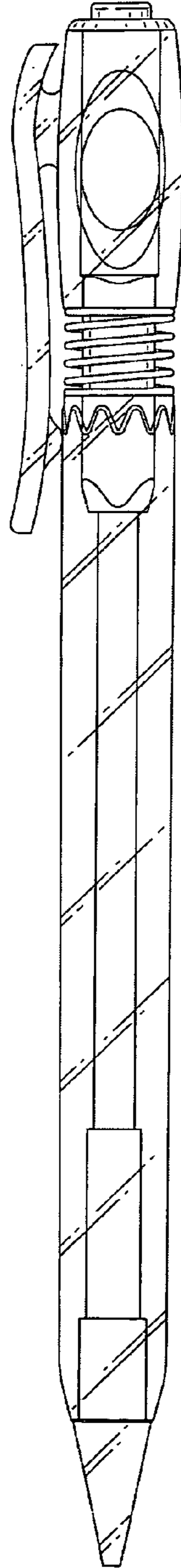


FIG. 5

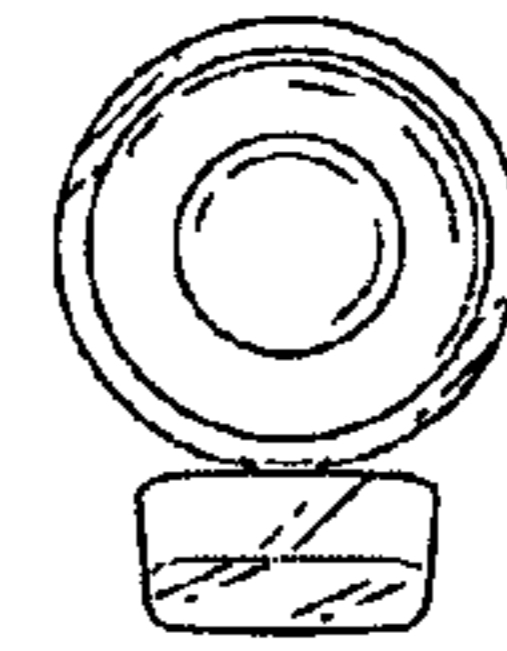


FIG. 7

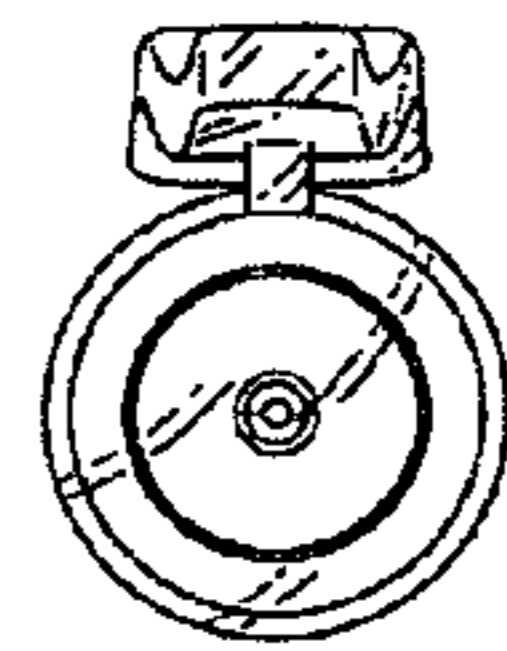


FIG. 6