



US00D664987S

(12) **United States Design Patent**
Gleasant et al.

(10) **Patent No.:** **US D664,987 S**

(45) **Date of Patent:** **** *Aug. 7, 2012**

(54) **DISPLAY SCREEN WITH ANIMATED USER INTERFACE**

(75) Inventors: **Jonathan Eric Gleasant**, Seattle, WA (US); **Jeffrey Gregg Arnold**, Sammamish, WA (US); **Denise Michele Trabona**, Seattle, WA (US); **Maverick Velasco**, Sammamish, WA (US); **James Lee**, Lynnwood, WA (US); **Tsz Yan Wong**, Seattle, WA (US)

(73) Assignee: **Microsoft Corporation**, Redmond, WA (US)

(*) Notice: This patent is subject to a terminal disclaimer.

(**) Term: **14 Years**

(21) Appl. No.: **29/406,738**

(22) Filed: **Nov. 18, 2011**

Related U.S. Application Data

(63) Continuation-in-part of application No. 29/393,025, filed on May 27, 2011.

(51) **LOC (9) Cl.** **14-04**

(52) **U.S. Cl.** **D14/488**

(58) **Field of Classification Search** D14/485-95;
D18/24-33; D19/6, 52; D20/11; D21/324-33;
715/700-867, 973-77

See application file for complete search history.

(56) **References Cited**

U.S. PATENT DOCUMENTS

6,016,145	A	1/2000	Horivitz et al.	
D468,748	S	1/2003	Inagaki	
D523,869	S	6/2006	Hally	
D554,142	S *	10/2007	Cameron D14/487
D554,143	S	10/2007	Keohane	
D573,153	S	7/2008	Roever et al.	
D582,926	S	12/2008	Blankenship et al.	
7,523,414	B2	4/2009	Schmidt	
D595,726	S	7/2009	Akimoto	

D599,365	S	9/2009	Brown	
D599,368	S	9/2009	Kanga	
D599,806	S	9/2009	Brown	
7,636,889	B2	12/2009	Weber et al.	
D611,053	S	3/2010	Kanga	
D614,640	S	4/2010	Viegers	
7,701,471	B1	4/2010	Young	
D617,804	S *	6/2010	Hirsch D14/485
D622,730	S	8/2010	Krum et al.	
D622,731	S	8/2010	Krum	
7,818,685	B2	10/2010	Schmidt	
D627,361	S	11/2010	Lew	
D629,418	S	12/2010	Brown et al.	
D630,224	S	1/2011	Allen	
D631,060	S	1/2011	Flik	
D637,604	S	5/2011	Brinda	
D638,844	S	5/2011	Woods	
D638,850	S	5/2011	Woods	
D639,818	S	6/2011	Woods	
D640,274	S *	6/2011	Arnold D14/487
D641,372	S	7/2011	Gardner	
D643,438	S	8/2011	Gardner	
2010/0153872	A1	6/2010	Ahn et al.	

* cited by examiner

Primary Examiner — Melanie H Tung

(74) *Attorney, Agent, or Firm* — Banner & Witcoff, Ltd.

(57) **CLAIM**

The ornamental design for a display screen with animated user interface, as shown and described.

DESCRIPTION

FIG. 1 is a front view of a display screen with animated user interface showing the new design; and FIG. 2 is the second image thereof; FIG. 3 is the third image thereof; FIG. 4 is the fourth image thereof; FIG. 5 is the fifth image thereof; FIG. 6 is the sixth image thereof; FIG. 7 is the seventh image thereof; FIG. 8 is the eighth image thereof; FIG. 9 is the ninth image thereof; FIG. 10 is the tenth image thereof; FIG. 11 is the eleventh image thereof; FIG. 12 is the twelfth image thereof; FIG. 13 is the thirteenth image thereof;





FIG. 14 is the fourteenth image thereof;
FIG. 15 is the fifteenth image thereof;
FIG. 16 is the sixteenth image thereof;
FIG. 17 is the seventeenth image thereof;
FIG. 18 is the eighteenth image thereof;
FIG. 19 is the nineteenth image thereof;
FIG. 20 is the twentieth image thereof;
FIG. 21 is the twenty-first image thereof;
FIG. 22 is the twenty-second image thereof;
FIG. 23 is the twenty-third image thereof;
FIG. 24 is the twenty-fourth image thereof;
FIG. 25 is the first image of a second embodiment thereof;
FIG. 26 is the second image thereof;
FIG. 27 is the third image thereof;
FIG. 28 is the fourth image thereof;
FIG. 29 is the fifth image thereof;
FIG. 30 is the sixth image thereof;
FIG. 31 is the seventh image thereof;
FIG. 32 is the eighth image thereof;
FIG. 33 is the ninth image thereof;
FIG. 34 is the tenth image thereof;
FIG. 35 is the eleventh image thereof;

FIG. 36 is the twelfth image thereof;
FIG. 37 is the thirteenth image thereof;
FIG. 38 is the fourteenth image thereof;
FIG. 39 is the fifteenth image thereof;
FIG. 40 is the sixteenth image thereof;
FIG. 41 is the seventeenth image thereof;
FIG. 42 is the eighteenth image thereof;
FIG. 43 is the nineteenth image thereof;
FIG. 44 is the twentieth image thereof;
FIG. 45 is the twenty-first image thereof;
FIG. 46 is the twenty-second image thereof;
FIG. 47 is the twenty-third image thereof; and,
FIG. 48 is the twenty-fourth image thereof.

The broken line showing of the display screen in both embodiments and of the numbers in the second embodiment is for environmental purposes only and forms no part of the claimed design. The appearance of the image transitions sequentially between the images shown in FIGS. 1-24 and FIGS. 25-48. The process or period in which an image transitions to another forms no part of the claimed design.

1 Claim, 48 Drawing Sheets




FIG. 1




FIG. 2




FIG. 3




FIG. 4




FIG. 5




FIG. 6




FIG. 7




FIG. 8




FIG. 9




FIG. 10




FIG. 11




FIG. 12




FIG. 13




FIG. 14




FIG. 15




FIG. 16




FIG. 17




FIG. 18




FIG. 19




FIG. 20




FIG. 21




FIG. 22




FIG. 23




FIG. 24

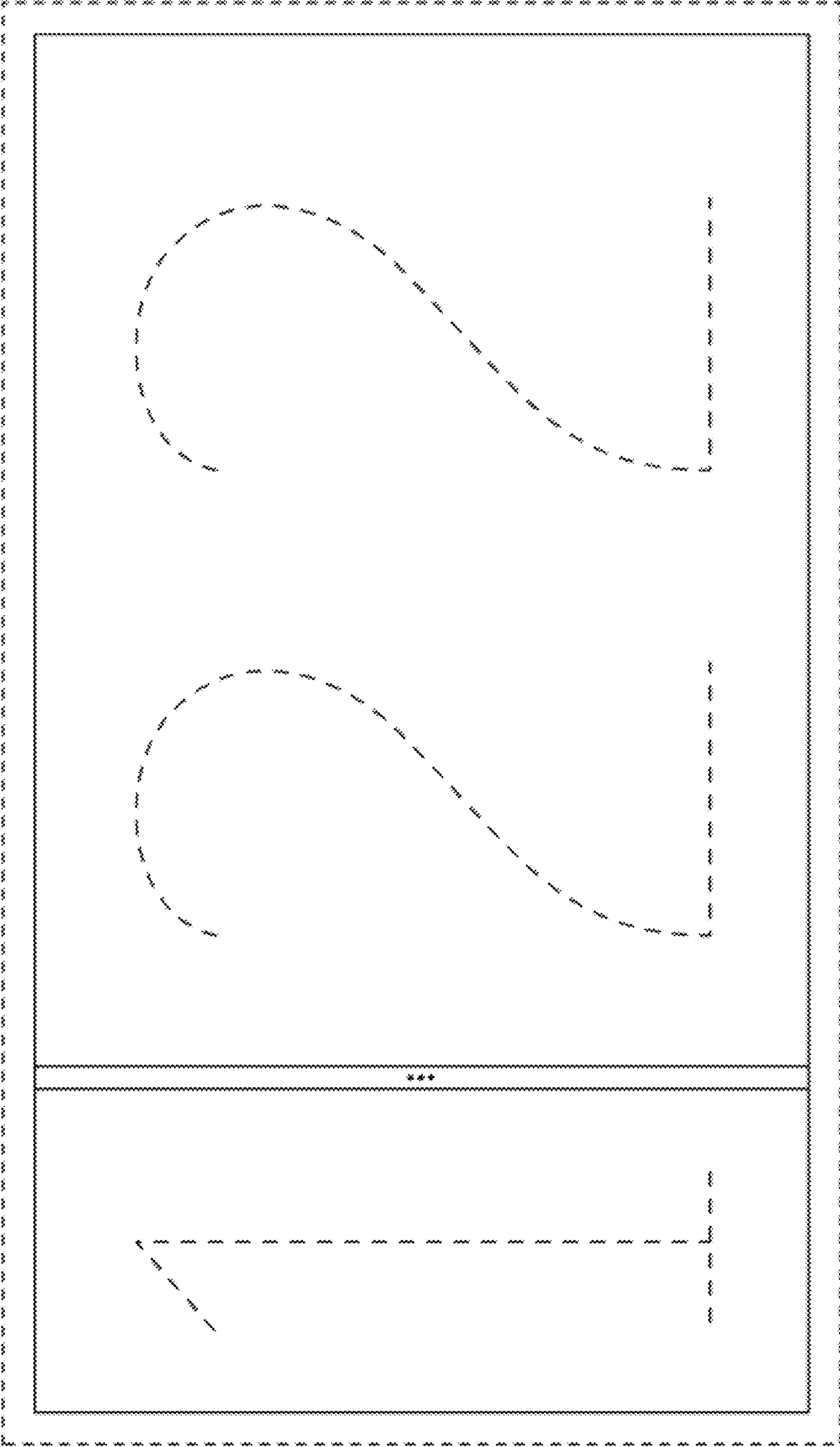


FIG. 25

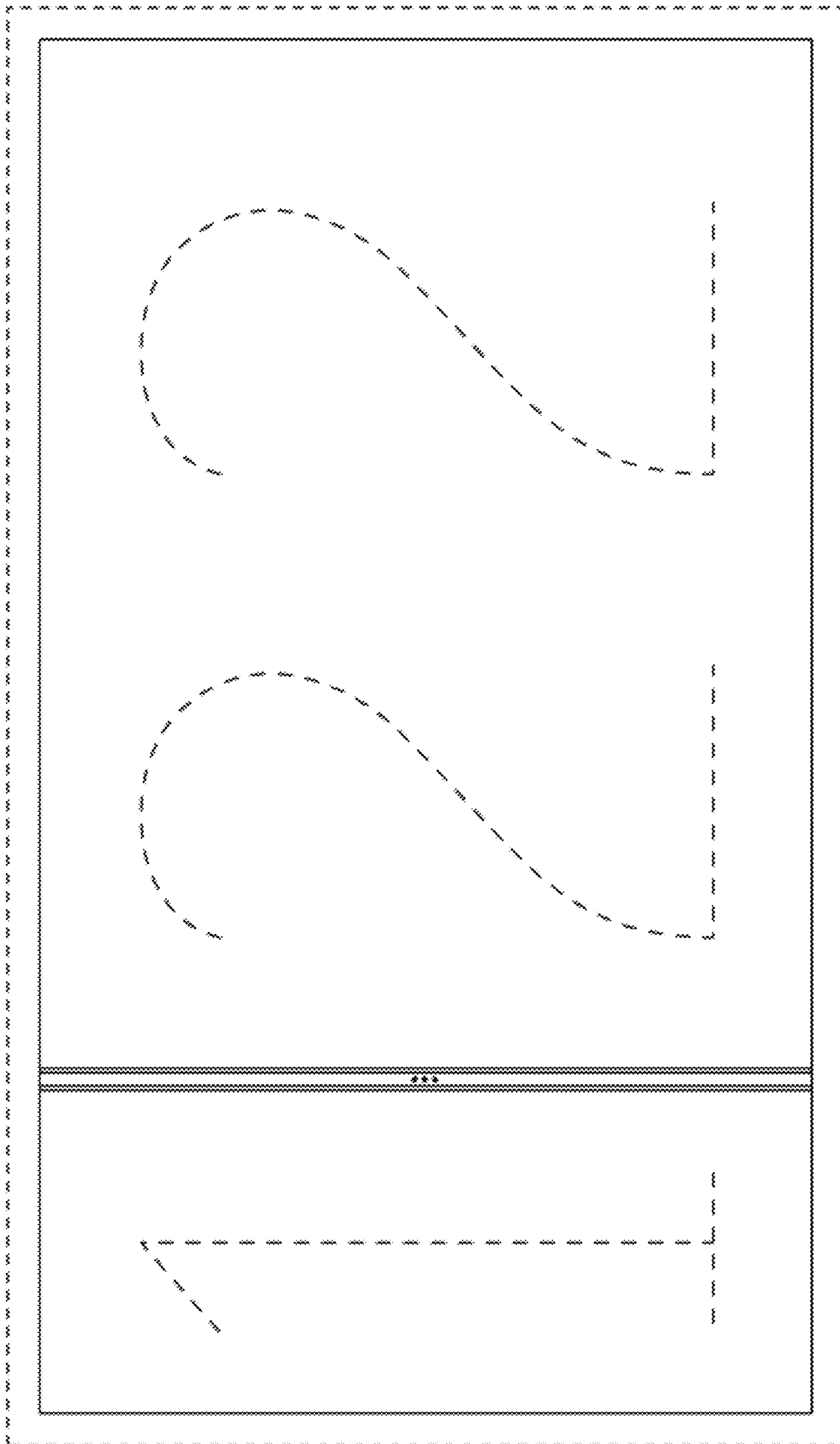


FIG. 26

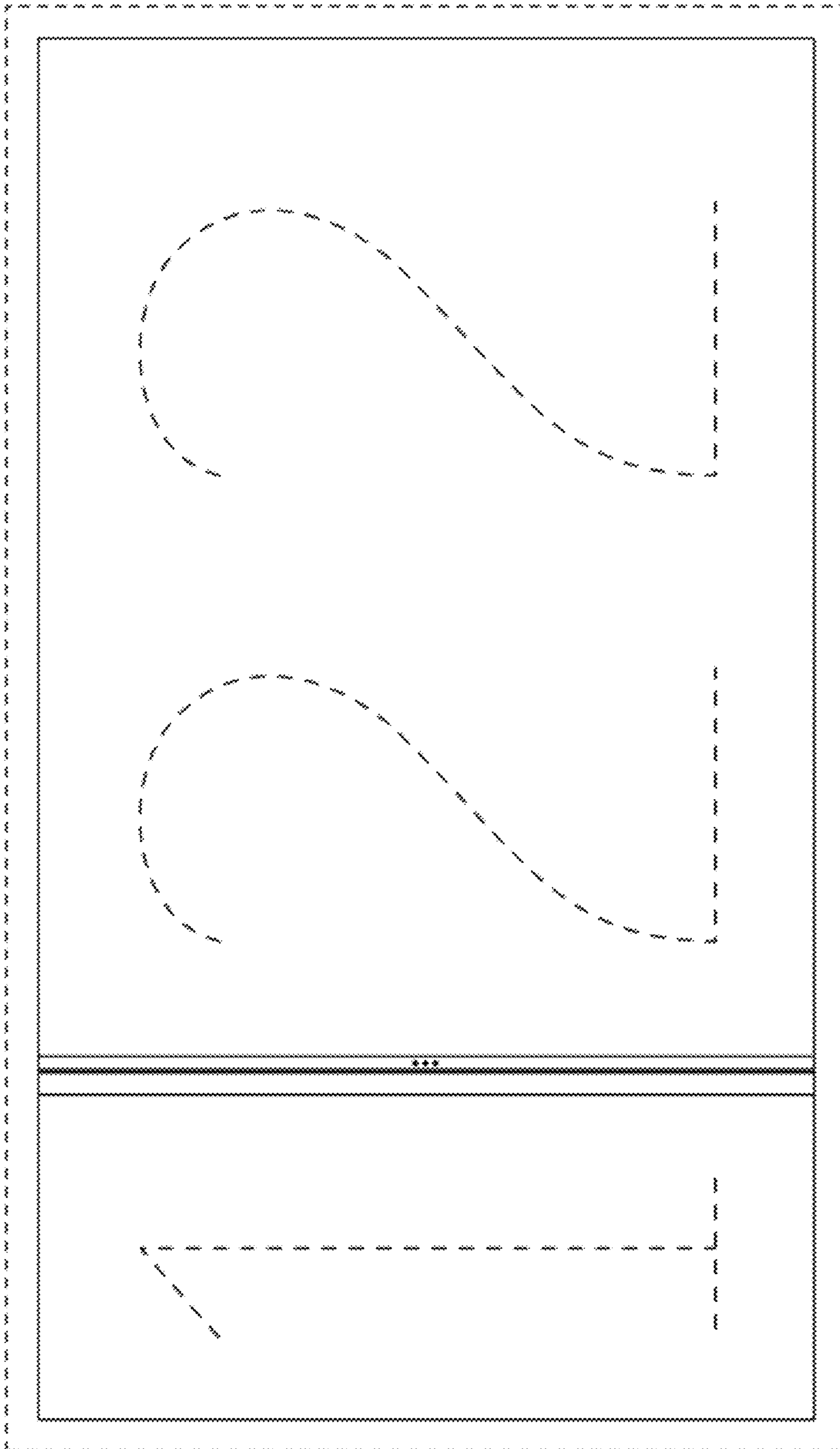


FIG. 27

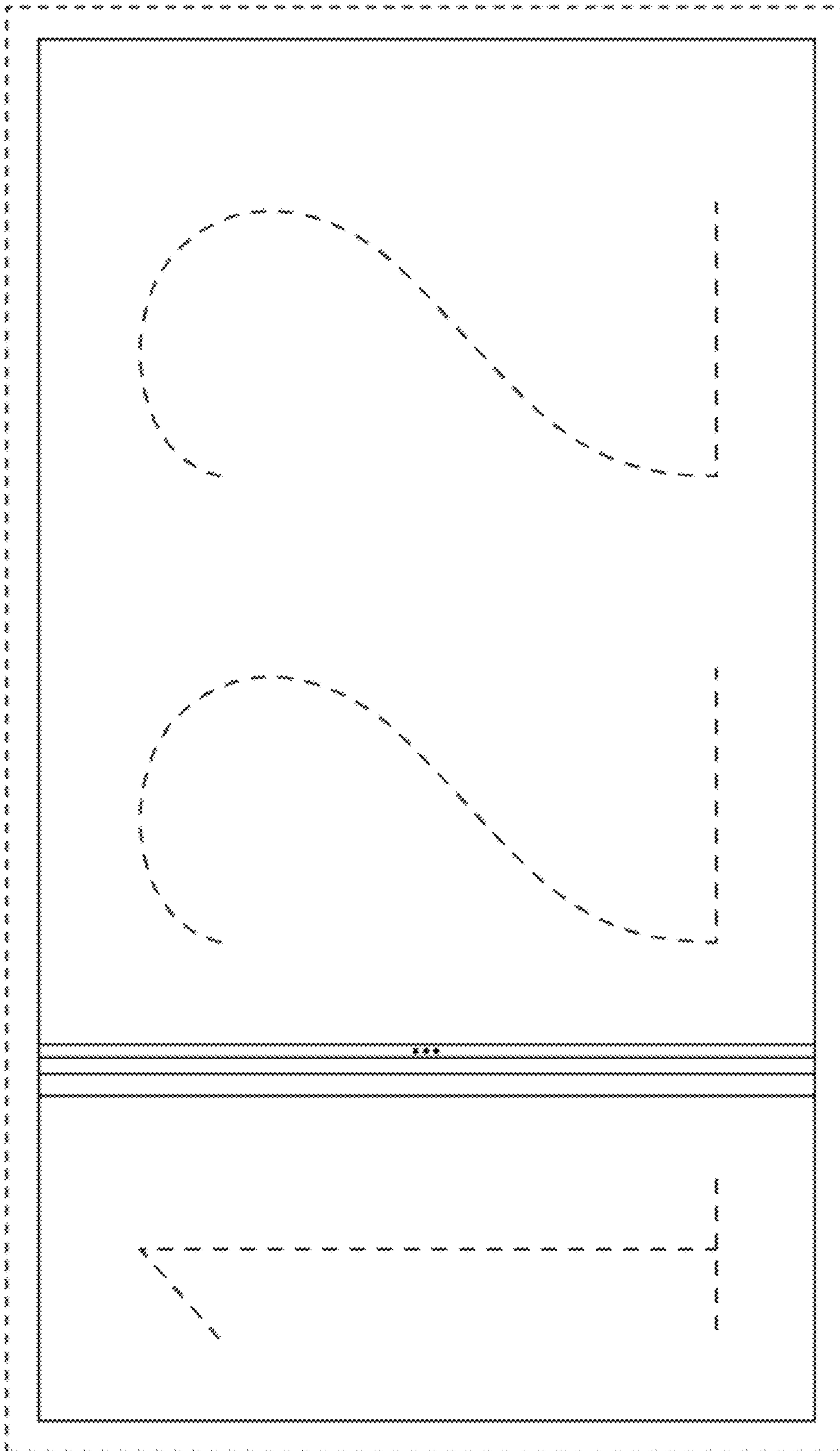


FIG. 28

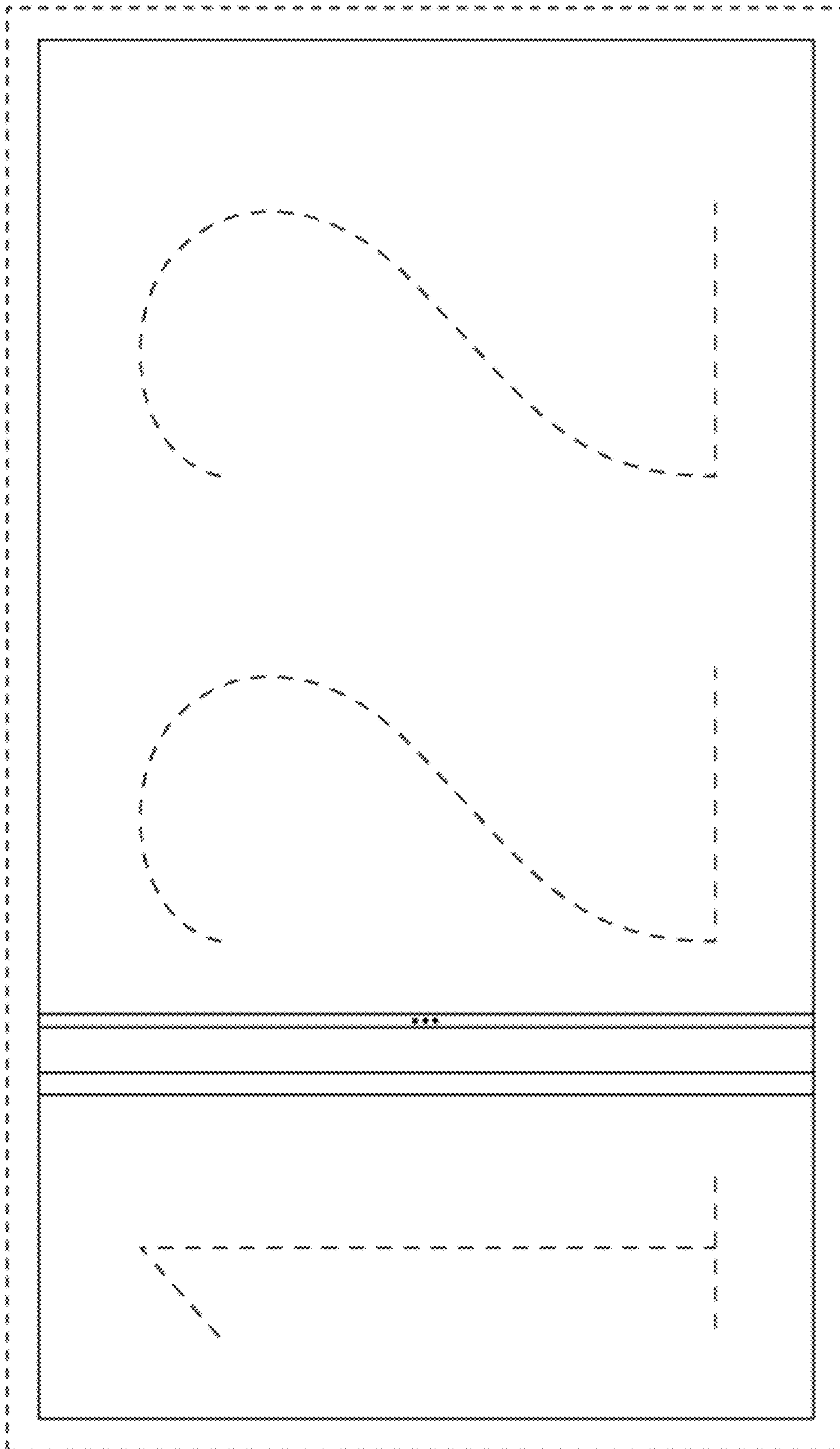


FIG. 29

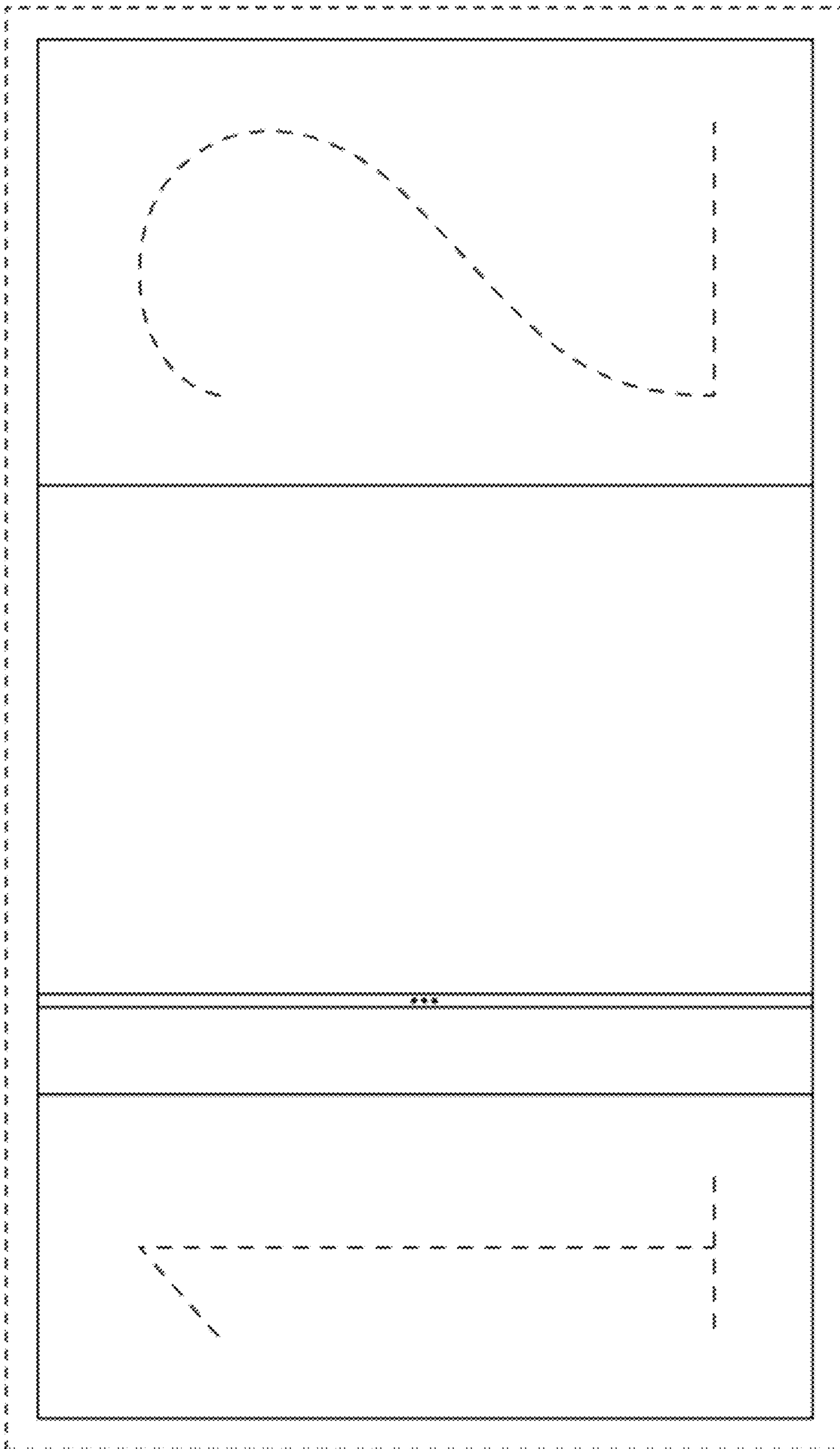


FIG. 30

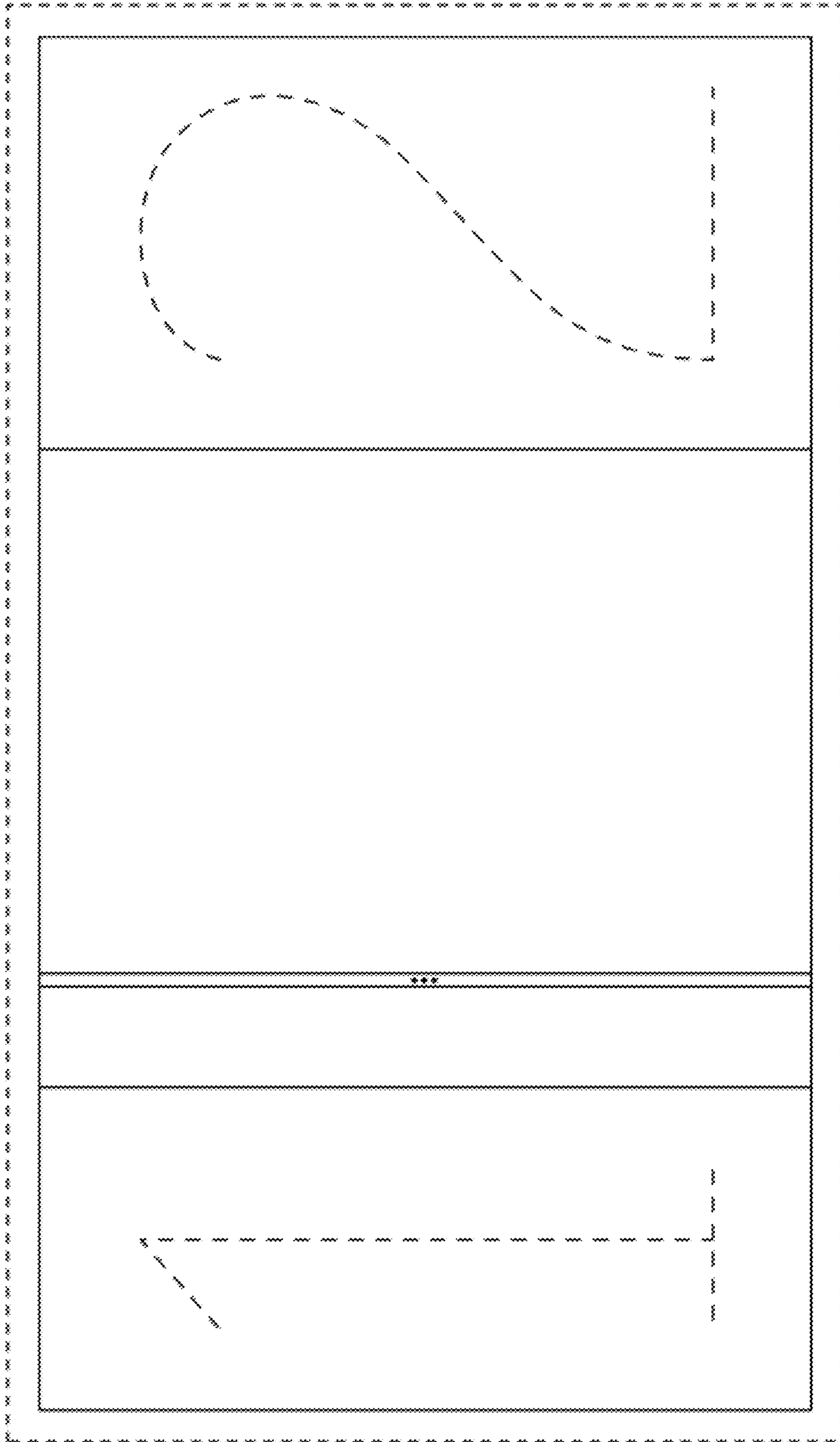


FIG. 31




FIG. 32




FIG. 33




FIG. 34




FIG. 35




FIG. 36




FIG. 37




FIG. 38




FIG. 39




FIG. 40




FIG. 41




FIG. 42




FIG. 43




FIG. 44

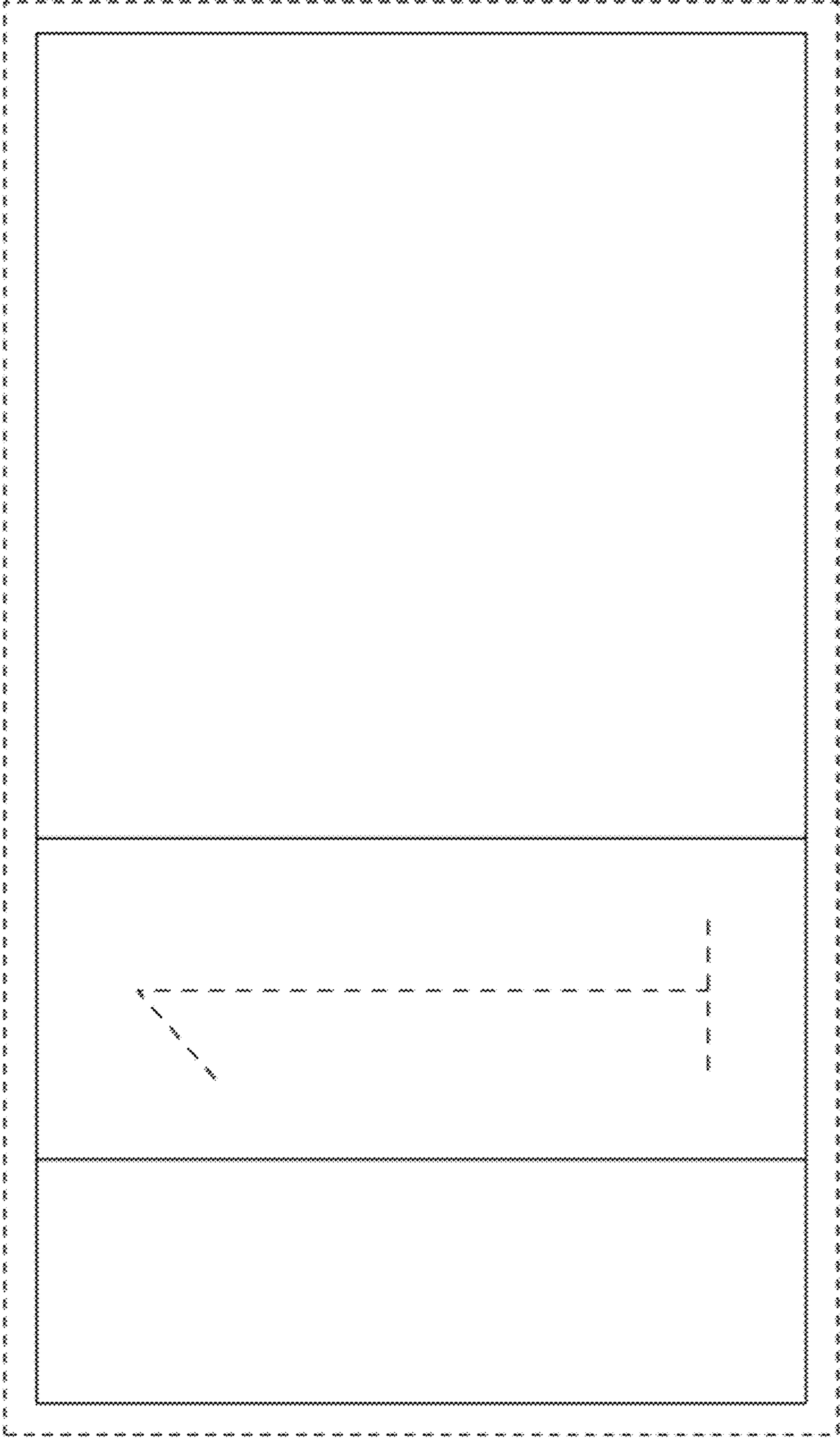


FIG. 45

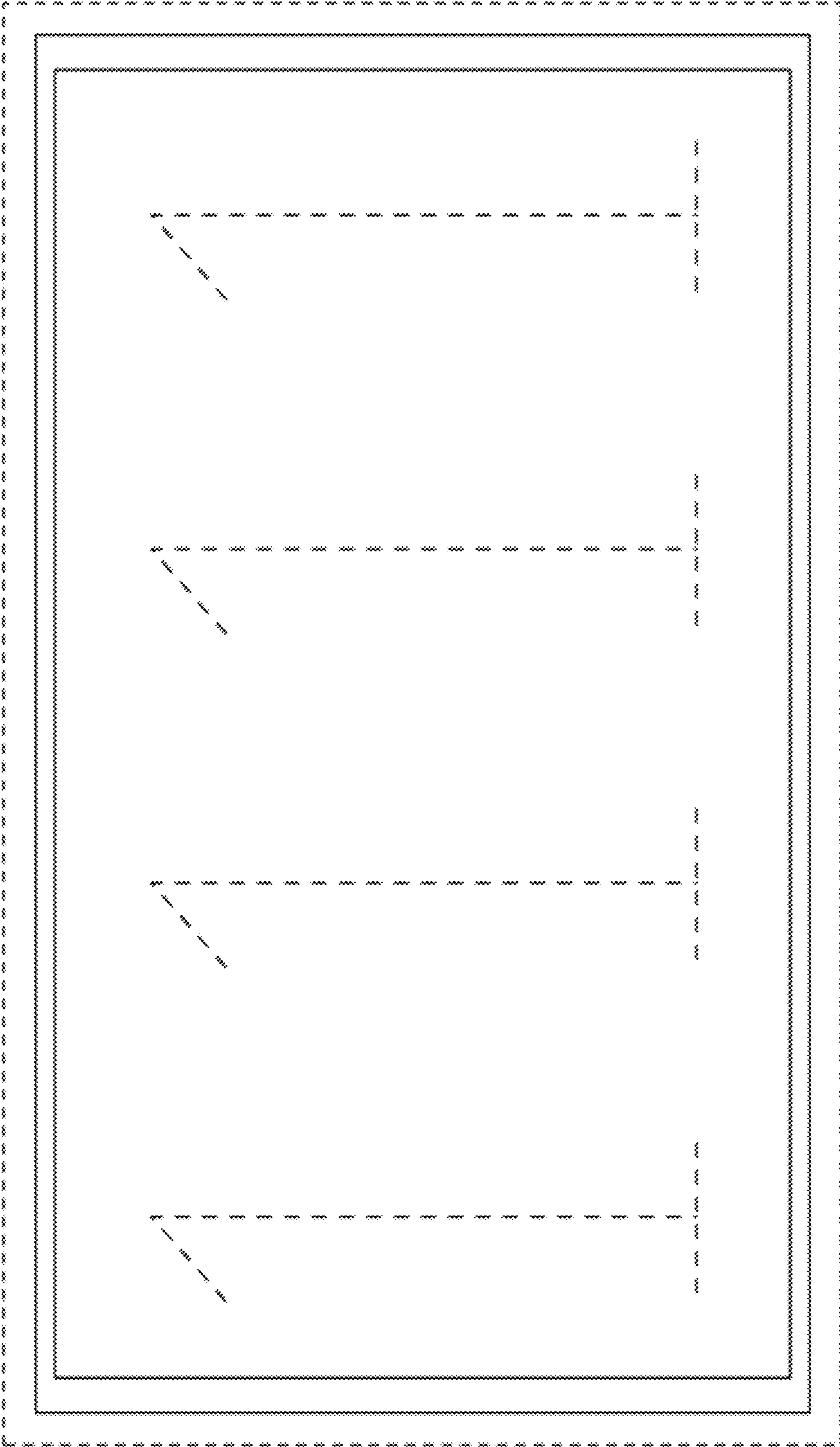


FIG. 46

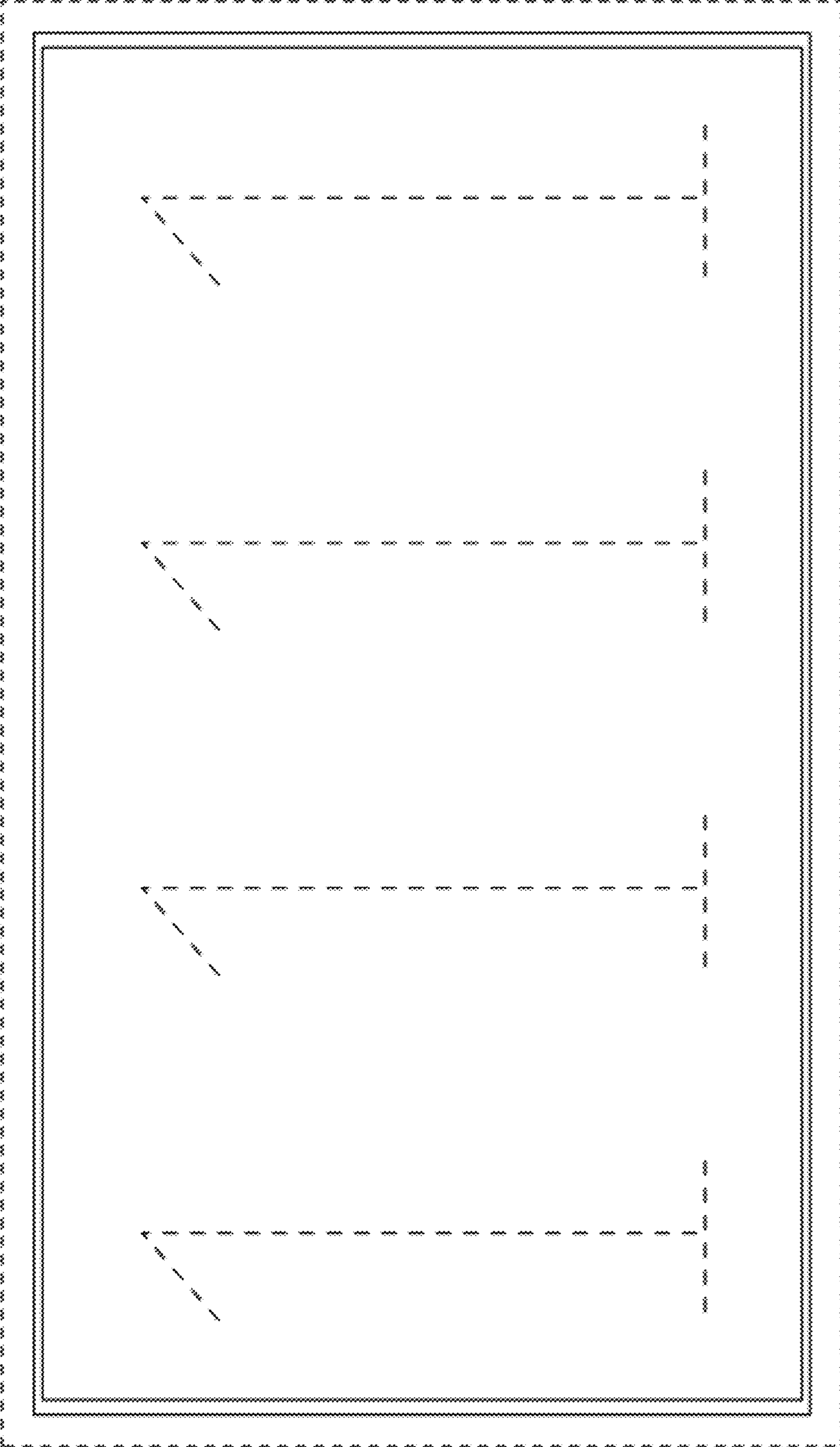


FIG. 47

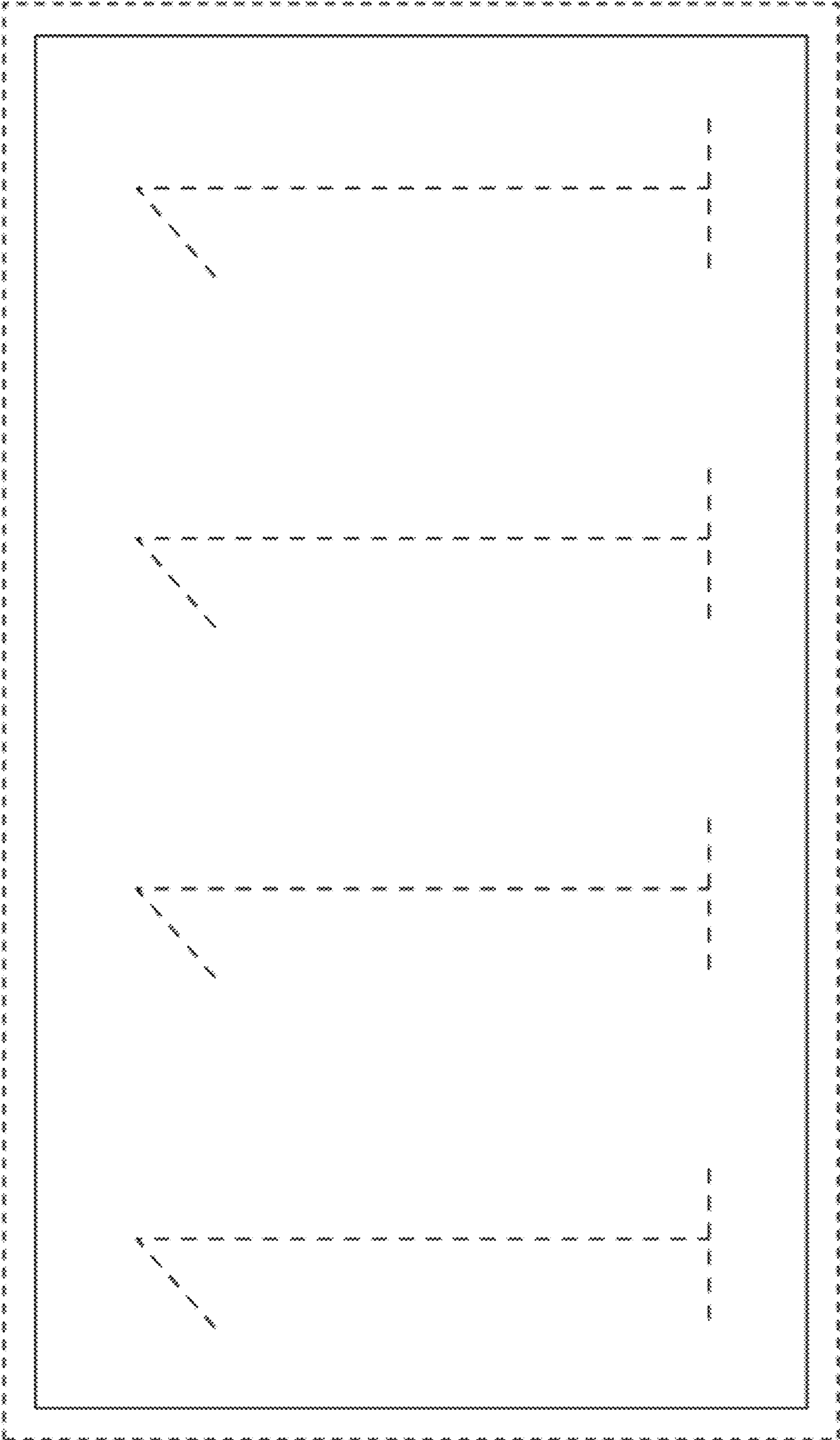


FIG. 48