

US00D664977S

(12) **United States Design Patent**
Everingham

(10) **Patent No.:** **US D664,977 S**

(45) **Date of Patent:** **** Aug. 7, 2012**

(54) **PORTION OF A DISPLAY SCREEN WITH A GRAPHICAL USER INTERFACE**

(75) Inventor: **James R. Everingham**, Santa Cruz, CA (US)

(73) Assignee: **Luminate, Inc.**, Mountain View, CA (US)

(**) Term: **14 Years**

(21) Appl. No.: **29/387,271**

(22) Filed: **Mar. 10, 2011**

(51) **LOC (9) Cl.** **32-00**

(52) **U.S. Cl.** **D14/487; D14/492**

(58) **Field of Classification Search** D14/485-495;
715/700-867, 973-977

See application file for complete search history.

(56) **References Cited**

U.S. PATENT DOCUMENTS

4,789,962	A *	12/1988	Berry et al.	715/715
5,008,853	A *	4/1991	Bly et al.	715/751
5,287,448	A *	2/1994	Nicol et al.	715/707
5,428,733	A *	6/1995	Carr	715/809
5,627,958	A *	5/1997	Potts et al.	715/708
5,682,469	A *	10/1997	Linnett et al.	345/473
5,689,669	A *	11/1997	Lynch et al.	715/848
5,721,906	A *	2/1998	Siefert	1/1
D450,059	S *	11/2001	Itou	D14/489
D553,632	S *	10/2007	Harvey et al.	D14/486

D555,661	S *	11/2007	Kim	D14/486
D566,716	S *	4/2008	Rasmussen et al.	D14/486
D567,252	S *	4/2008	Choe et al.	D14/486
D590,412	S *	4/2009	Saft et al.	D14/486
D613,299	S *	4/2010	Owen et al.	D14/486
D638,025	S *	5/2011	Saft et al.	D14/486
D643,044	S *	8/2011	Ording	D14/486
2005/0251760	A1 *	11/2005	Sato et al.	715/856
2009/0159342	A1 *	6/2009	Markiewicz et al.	178/18.01
2011/0087990	A1 *	4/2011	Ng et al.	715/773
2011/0164058	A1 *	7/2011	Lemay	345/651

* cited by examiner

Primary Examiner — Karen E Kearney

(74) *Attorney, Agent, or Firm* — Peter A. Socarras; Bozicevic, Field & Francis LLP

(57) **CLAIM**

The ornamental design for portion of a display screen with a graphical user interface, as shown and described.

DESCRIPTION

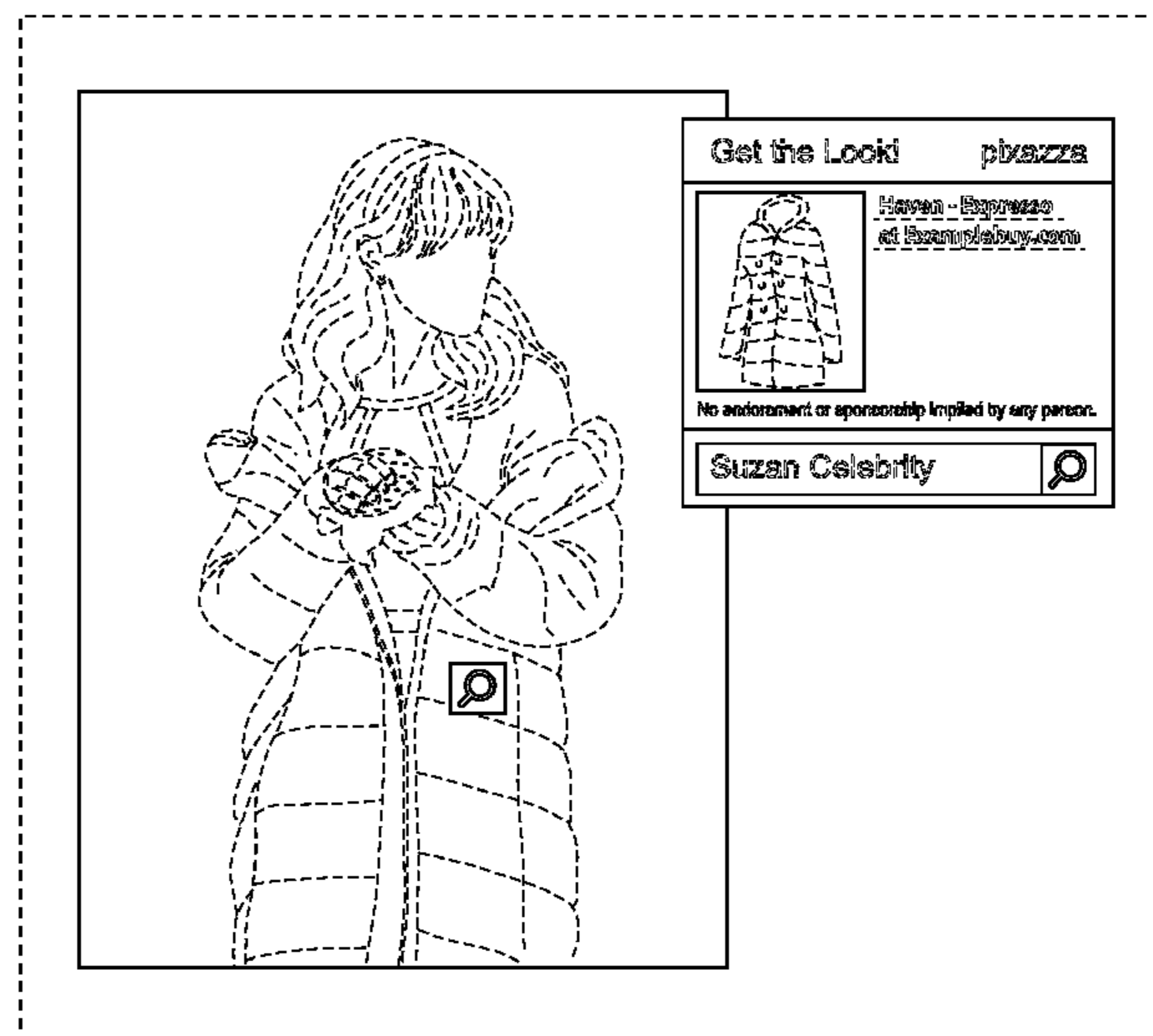
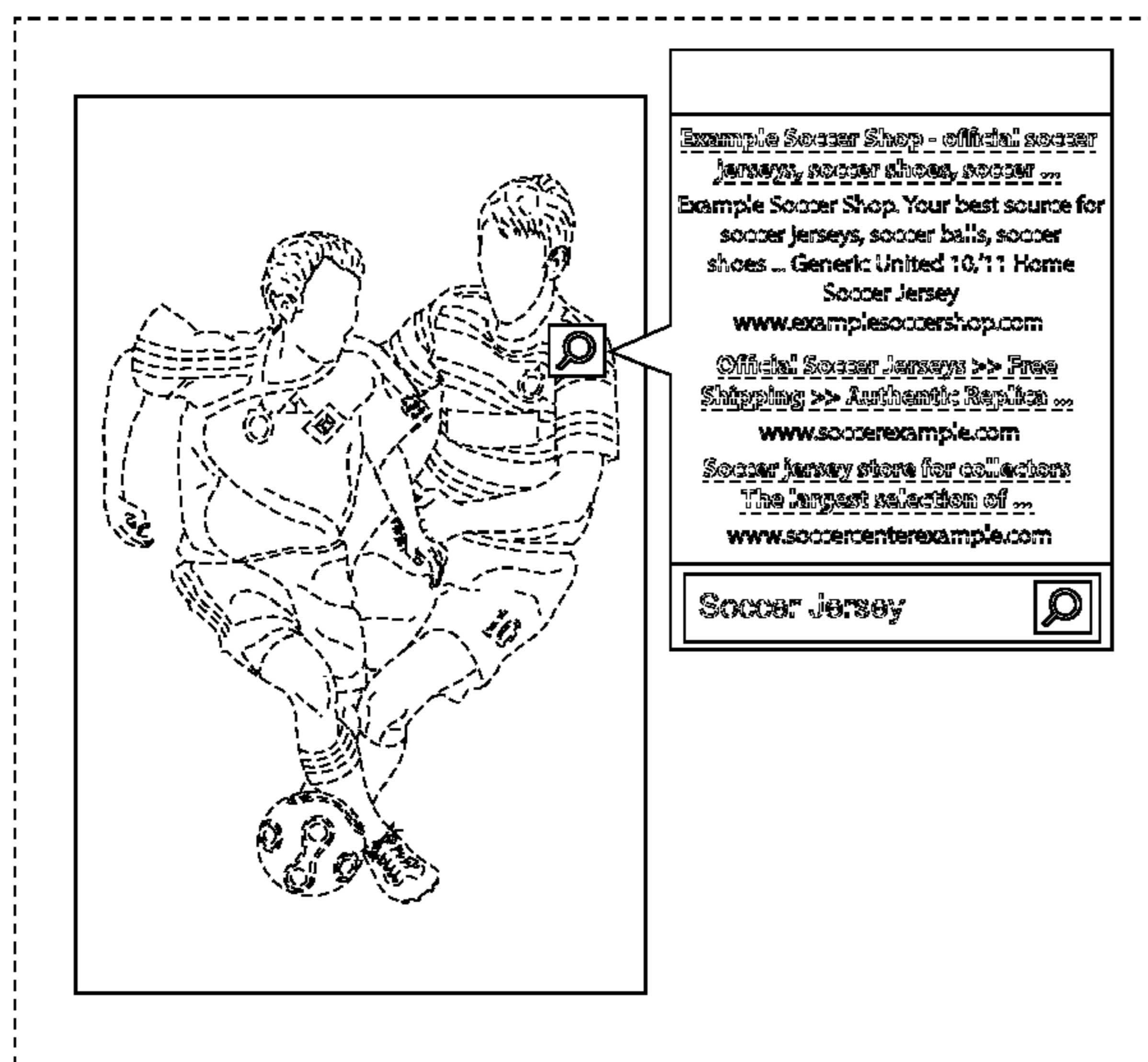
FIG. 1 is a front view of a user interface for a portion of a display screen showing the new design;

FIG. 2 is a front view of a user interface for a portion of a display screen showing the new design; and,

FIG. 3 is a front view of a user interface for a portion of a display screen showing the new design.

The broken line showings of the portion of the display screen, image, and the text form no part of the claimed design.

1 Claim, 3 Drawing Sheets



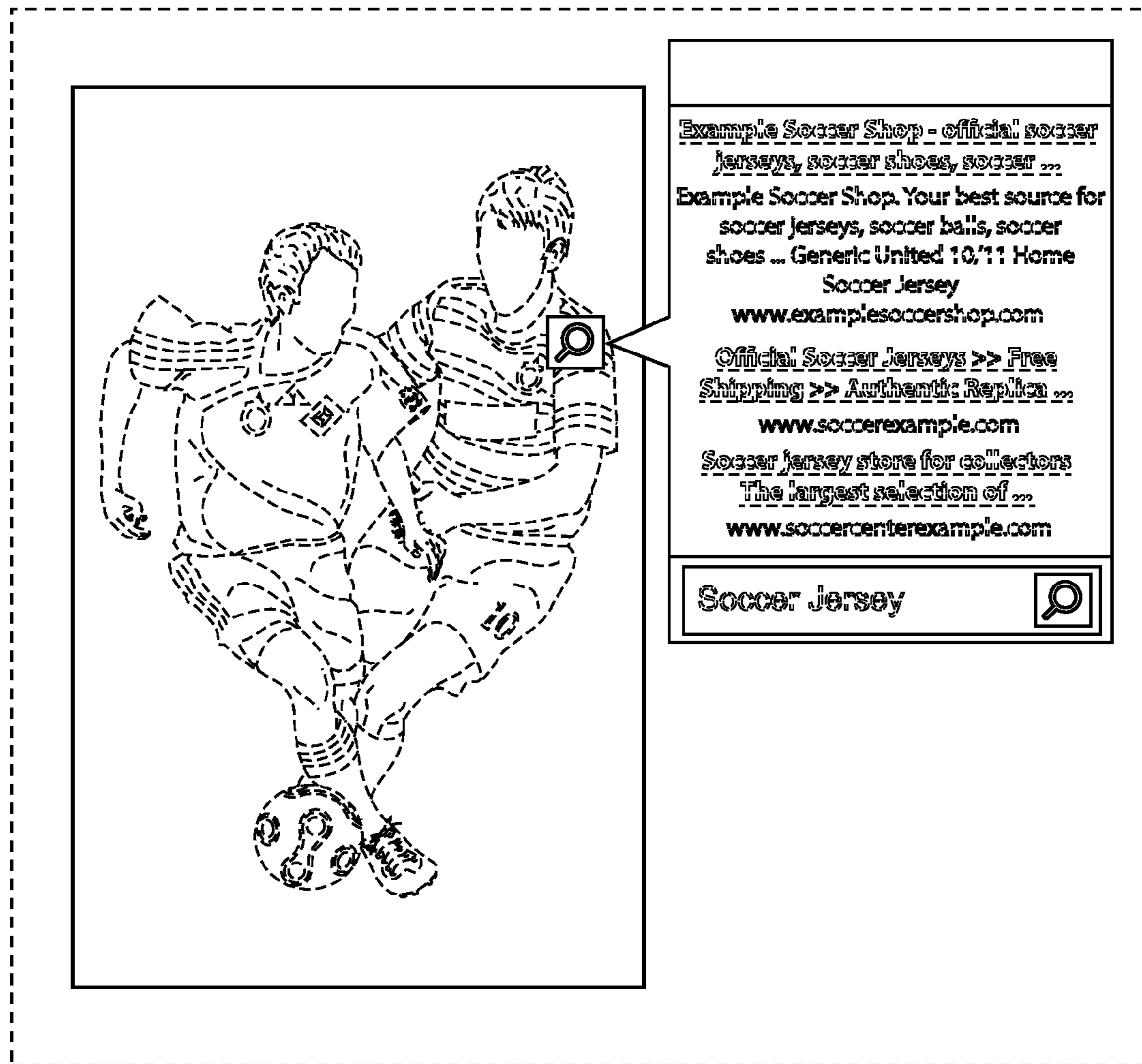


FIG. 1

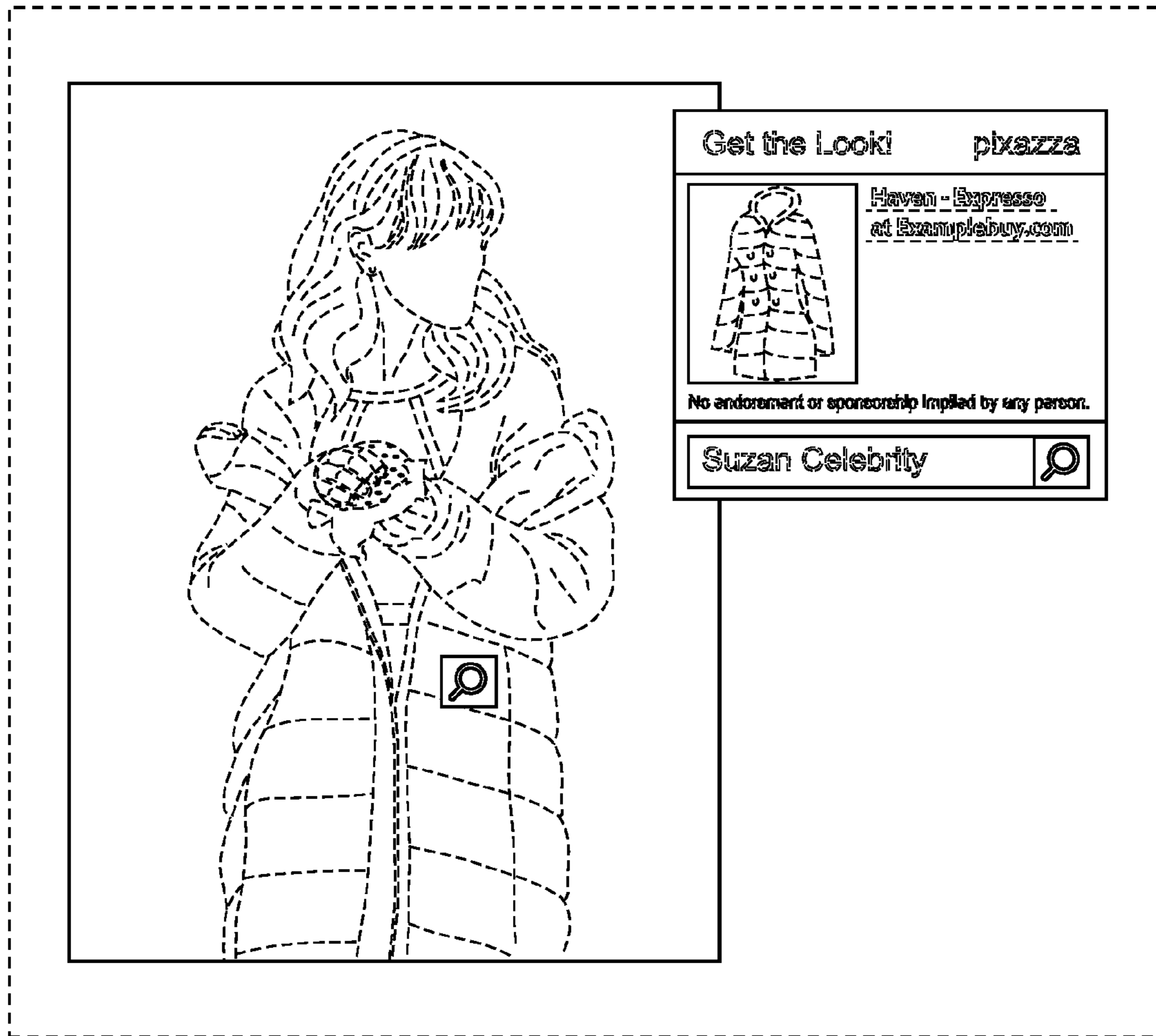


FIG. 2

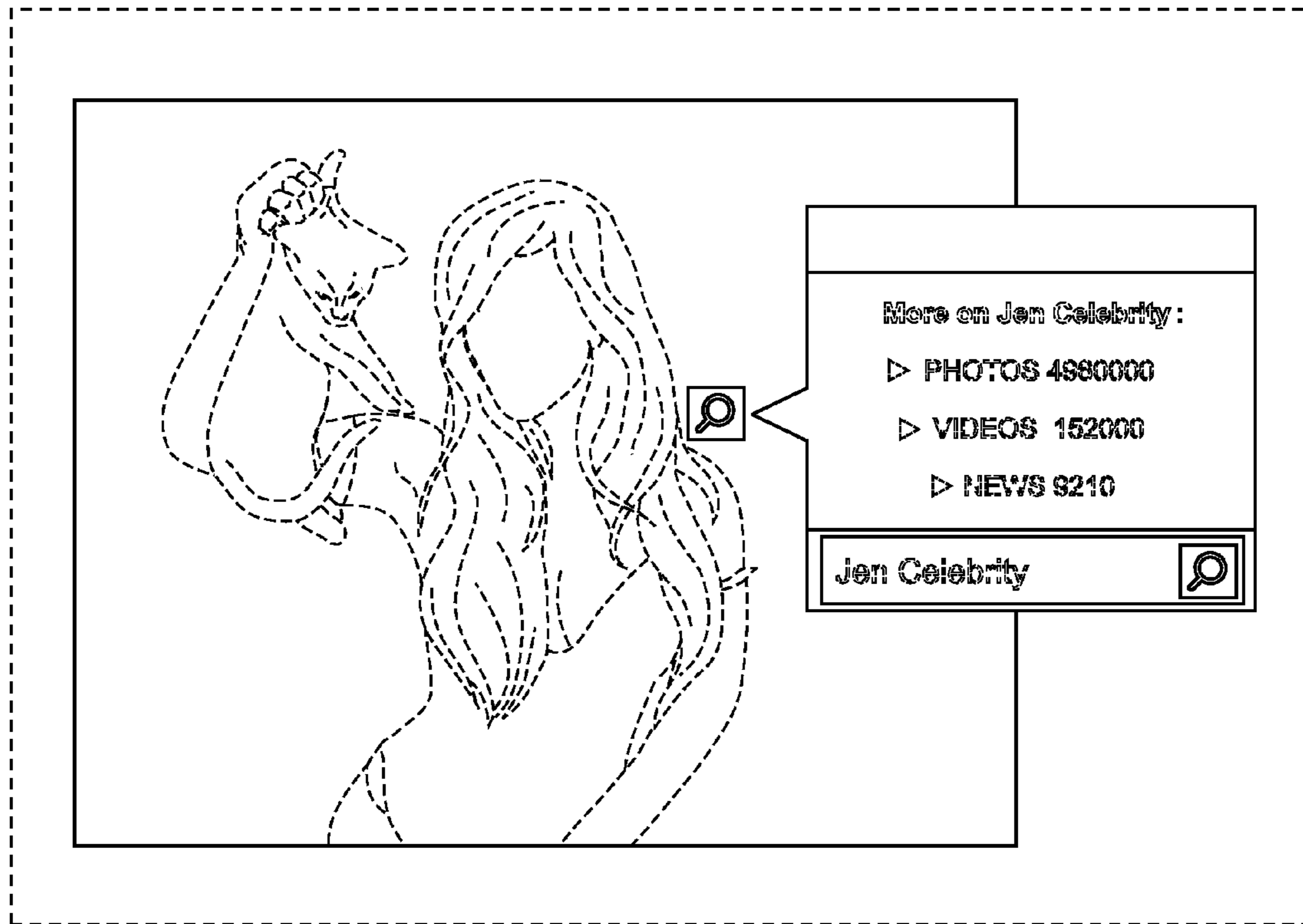


FIG. 3