



US00D664948S

(12) **United States Design Patent**
Behar et al.

(10) **Patent No.:** **US D664,948 S**

(45) **Date of Patent:** **** *Aug. 7, 2012**

(54) **HEADSET**

(75) Inventors: **Yves Albert Behar**, San Francisco, CA (US); **Qin Li**, South San Francisco, CA (US); **Gabriel J. Lamb**, Burlingame, CA (US); **Noah Murphy-Reinhertz**, San Francisco, CA (US)

(73) Assignee: **Aliphcom**, San Francisco, CA (US)

(*) Notice: This patent is subject to a terminal disclaimer.

(**) Term: **14 Years**

(21) Appl. No.: **29/383,712**

(22) Filed: **Jan. 20, 2011**

(51) **LOC (9) Cl.** **14-01**

(52) **U.S. Cl.** **D14/223**

(58) **Field of Classification Search** D14/205, D14/206, 223; 181/129, 130, 135; 379/430, 379/433.01; 381/380, 381; 455/90.3, 575.2; D5/4, 7, 54, 62

See application file for complete search history.

(56) **References Cited**

U.S. PATENT DOCUMENTS

D274,814 S * 7/1984 Tang D14/192
6,608,996 B1 * 8/2003 Laurikka et al. 455/90.3
D538,271 S * 3/2007 Kim et al. D14/223

D539,787 S * 4/2007 Kim et al. D14/223
D582,398 S * 12/2008 Nam et al. D14/223
D584,294 S * 1/2009 Nam et al. D14/223
D590,377 S * 4/2009 Bradford D14/223
D609,698 S * 2/2010 Ng D14/223
D631,037 S * 1/2011 Park et al. D14/223
D632,674 S * 2/2011 Behar et al. D14/223
D632,675 S * 2/2011 Behar et al. D14/223
D632,676 S * 2/2011 Behar et al. D14/223
D633,480 S * 3/2011 Behar et al. D14/223
D633,481 S * 3/2011 Chen D14/223
D637,183 S * 5/2011 March D14/223
D637,184 S * 5/2011 March D14/223

* cited by examiner

Primary Examiner — Paula Greene

(74) *Attorney, Agent, or Firm* — Kilpatrick Townsend & Stockton LLP

(57) **CLAIM**

The ornamental design for a headset, as shown and described.

DESCRIPTION

FIG. 1 is a top perspective view of a headset showing our new design;

FIG. 2 is a bottom perspective view thereof;

FIG. 3 is a front elevational view thereof;

FIG. 4 is a rear elevational view thereof;


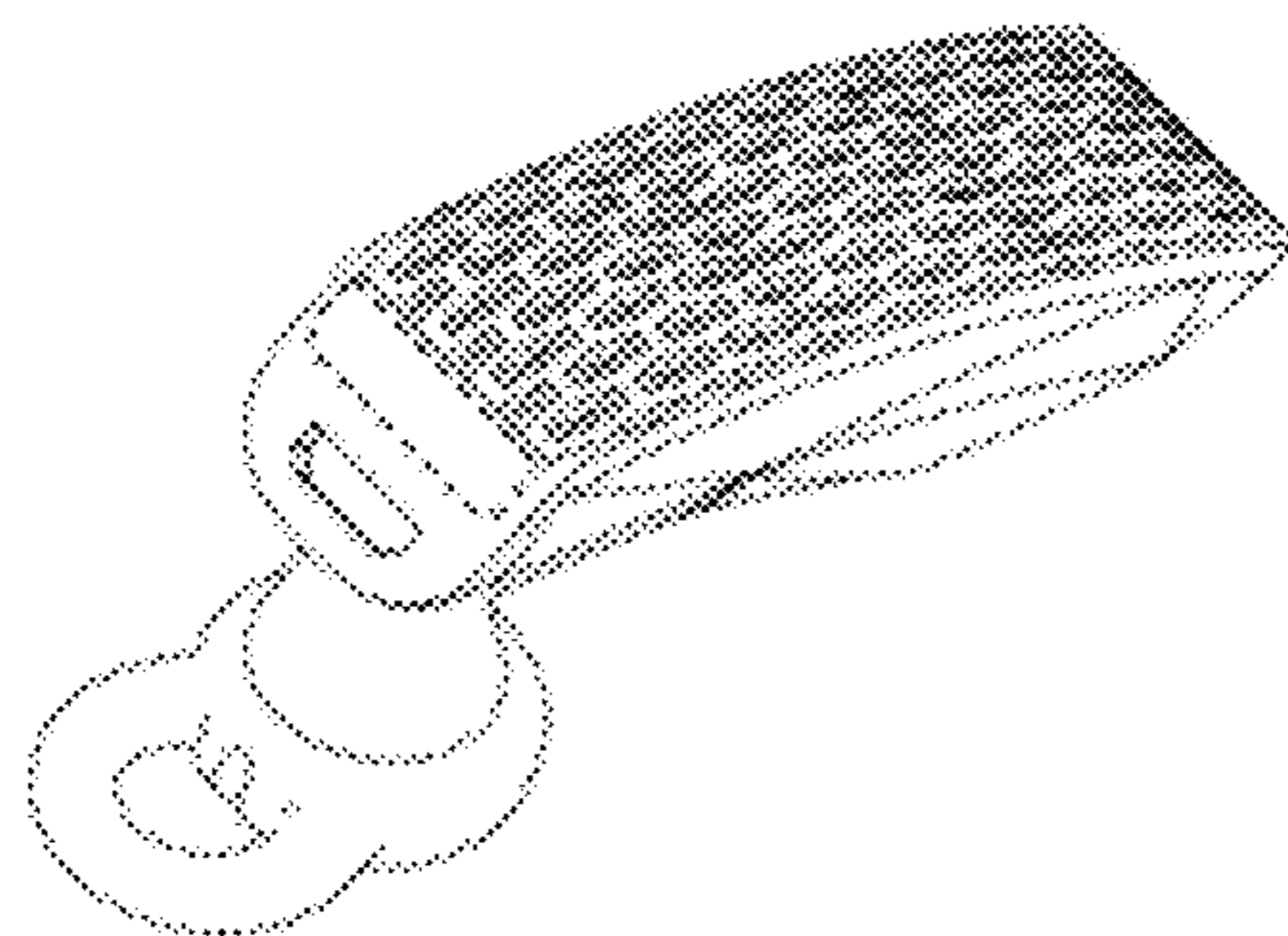
FIG. 5 is a left side elevational view thereof;

FIG. 6 is a right side elevational view thereof; and,

FIG. 7 is a top plan view thereof.

The broken lines form no part of the claimed design.

1 Claim, 1 Drawing Sheet



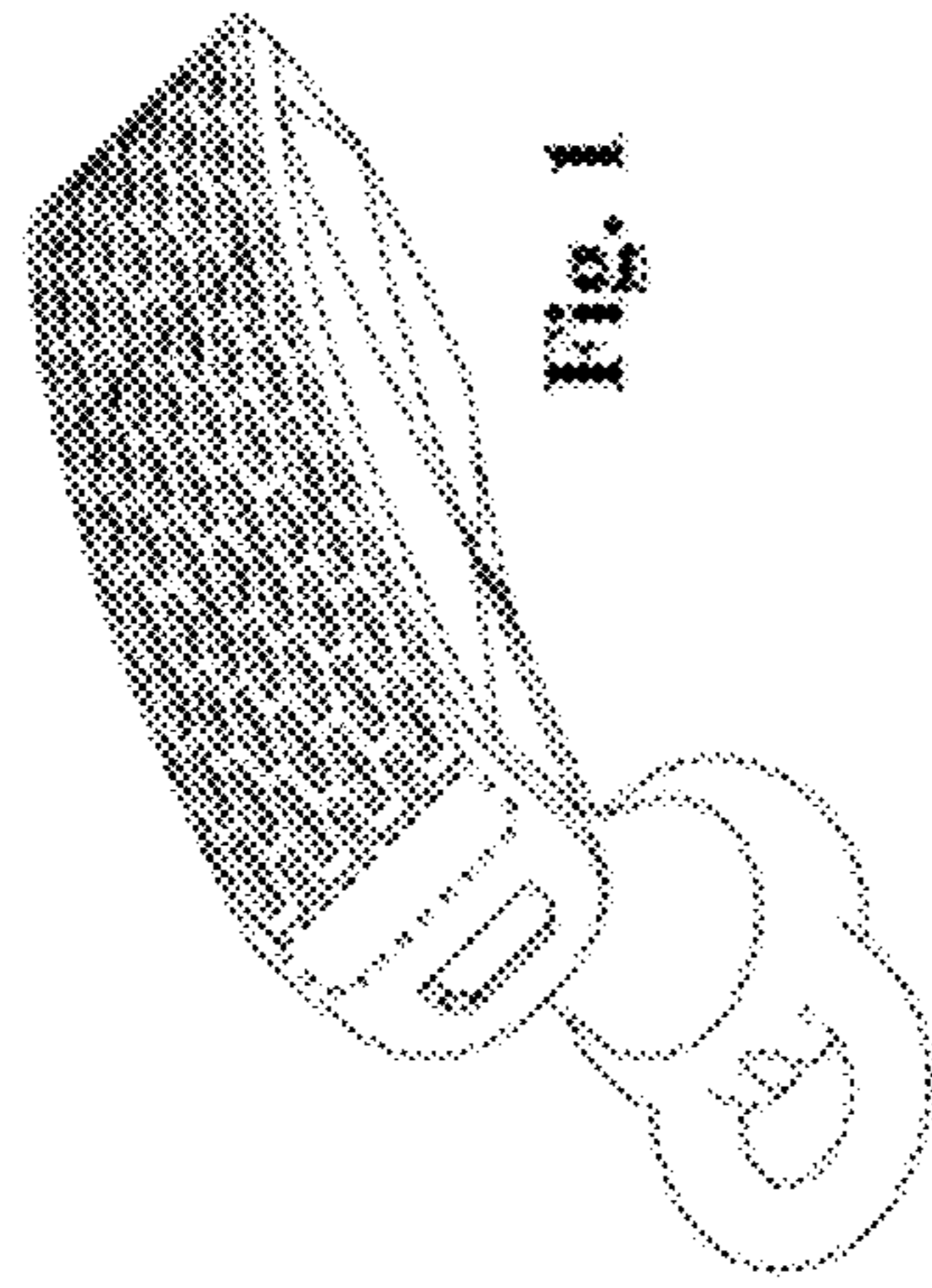


Fig. 1

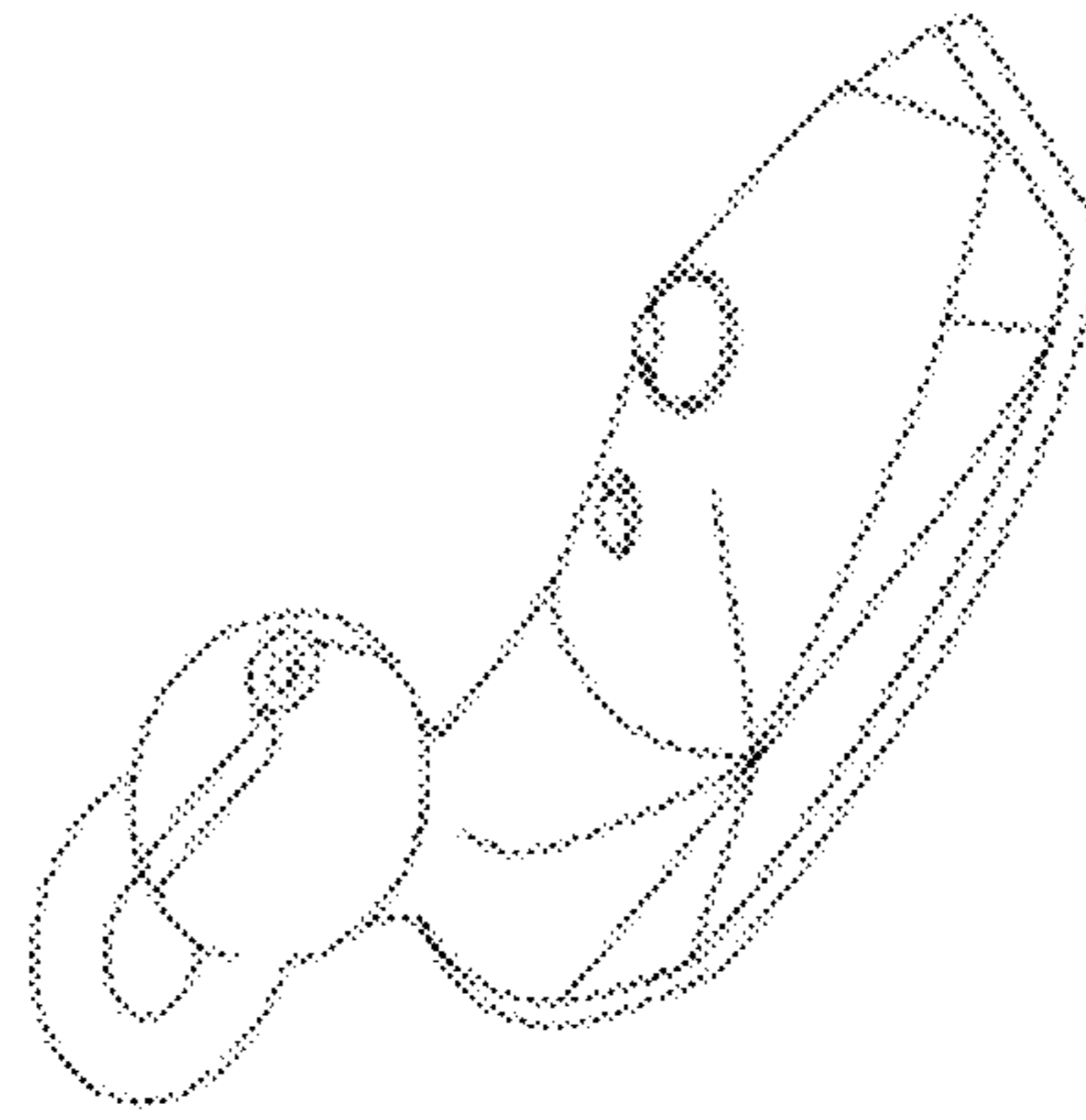


Fig. 2

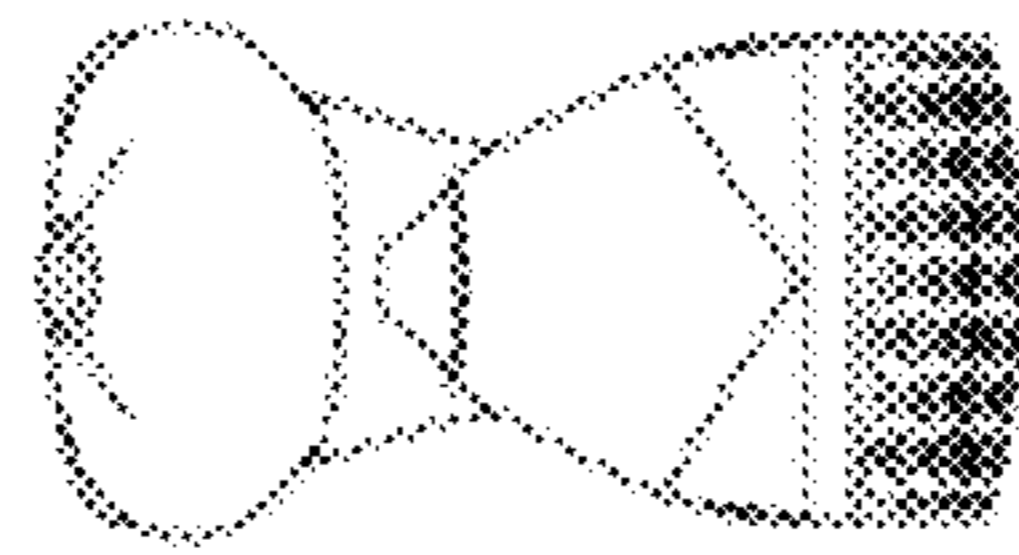


Fig. 6




Fig. 4



Fig. 7



Fig. 3




Fig. 5